



US00D479134S

(12) **United States Design Patent**
Murata

(10) **Patent No.:** **US D479,134 S**

(45) **Date of Patent:** **** Sep. 2, 2003**

(54) **NAIL ENAMEL CONTAINER**

(75) **Inventor:** **Eiko Murata, Tokyo (JP)**

(73) **Assignee:** **Albion Cosmetics Co., LTD, Tokyo (JP)**

(**) **Term:** **14 Years**

(21) **Appl. No.:** **29/164,368**

(22) **Filed:** **Jul. 23, 2002**

(30) **Foreign Application Priority Data**

Jan. 25, 2002 (JP) 2002-001562
Jan. 25, 2002 (JP) 2002-001563
Jan. 25, 2002 (JP) 2002-001561

(51) **LOC (7) Cl.** **09-01**

(52) **U.S. Cl.** **D9/551; D9/336; D9/552; D9/558**

(58) **Field of Search** D9/307, 334, 336, D9/516, 503, 544-545, 548-549, 551, 554, 564, 567, 558, 574, 575, 434, 445, 453, 454; D4/116; D28/82, 85, 91; 215/382-384; 401/128, 129, 118, 119, 121-123, 126-127, 130

(56) **References Cited**

U.S. PATENT DOCUMENTS

D71,330 S * 10/1926 Holt D9/545
D101,902 S * 11/1936 Vuilleminot D28/91.1
D129,944 S * 10/1941 Petzold D28/85
2,318,152 A * 4/1943 Gelardin D28/88 X

D330,859 S * 11/1992 Schaeffer D9/503
D363,375 S * 10/1995 Arntsen D4/116
5,529,417 A * 6/1996 Burrlander 401/129
D386,974 S * 12/1997 Wefler D9/569
D395,394 S * 6/1998 Brykowski D9/444
D399,658 S * 10/1998 Nosella D4/116
D412,845 S * 8/1999 Miller et al. D9/434
D427,067 S * 6/2000 Miller et al. D9/434
D469,356 S * 1/2003 Vo D9/503
D472,018 S * 3/2003 Murata D28/82
D472,019 S * 3/2003 Murata D28/91

* cited by examiner

Primary Examiner—Ted Shooman

Assistant Examiner—Carol Rademaker

(74) *Attorney, Agent, or Firm*—Pitney, Hardin, Kipp & Szuch LLP

(57) **CLAIM**

The ornamental design for a nail enamel container, as shown and described.

DESCRIPTION

FIG. 1 is a front elevational view of the container of my new design;
FIG. 2 is a rear elevational view thereof;
FIG. 3 is a side elevational view thereof, the opposite side being the same, except for the threads;
FIG. 4 is a top plan view thereof; and,
FIG. 5 is a bottom plan view thereof.

The broken line showing in the drawing is for illustrative purposes only and forms no part of the claimed design.

1 Claim, 1 Drawing Sheet

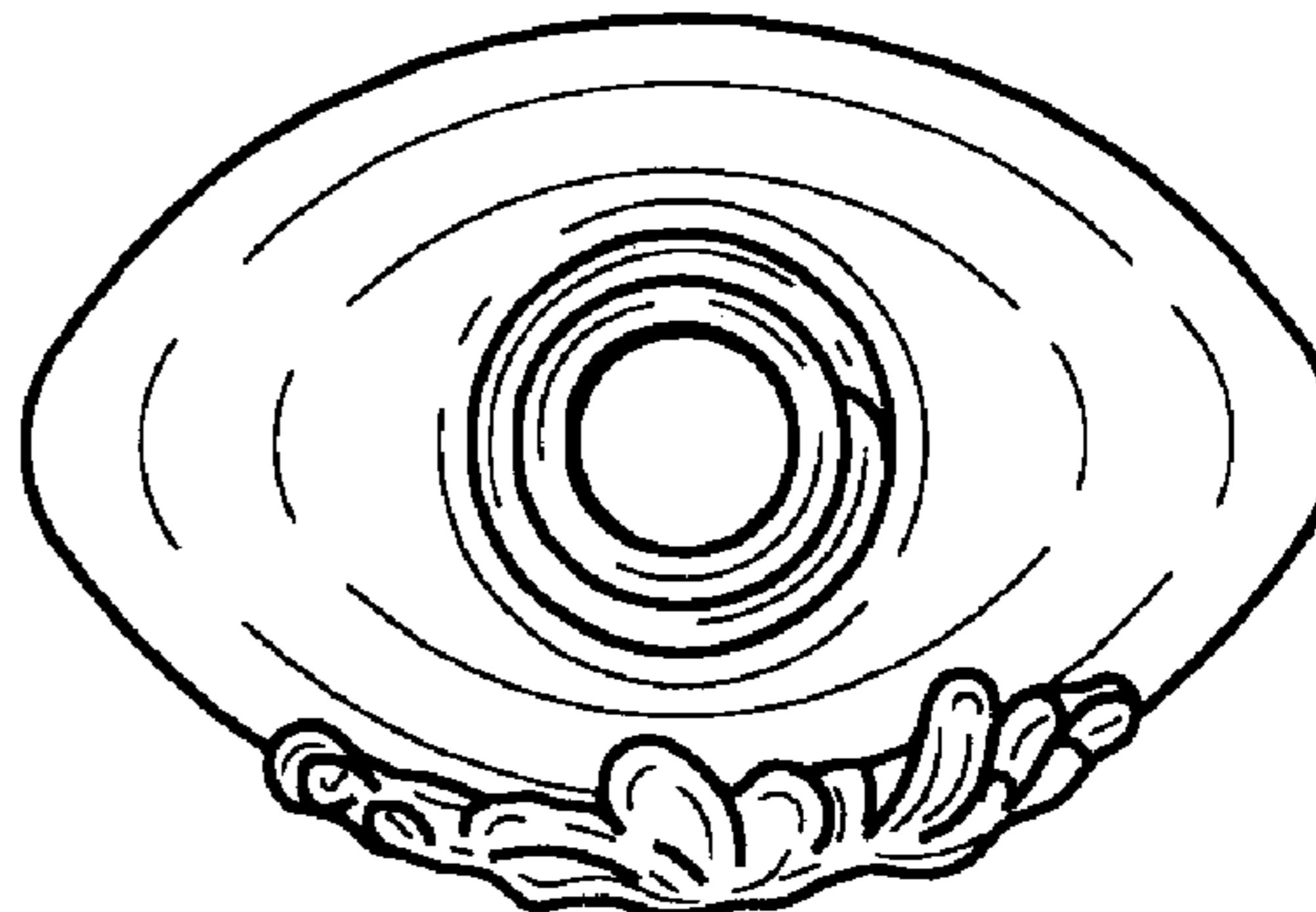




FIG. 1

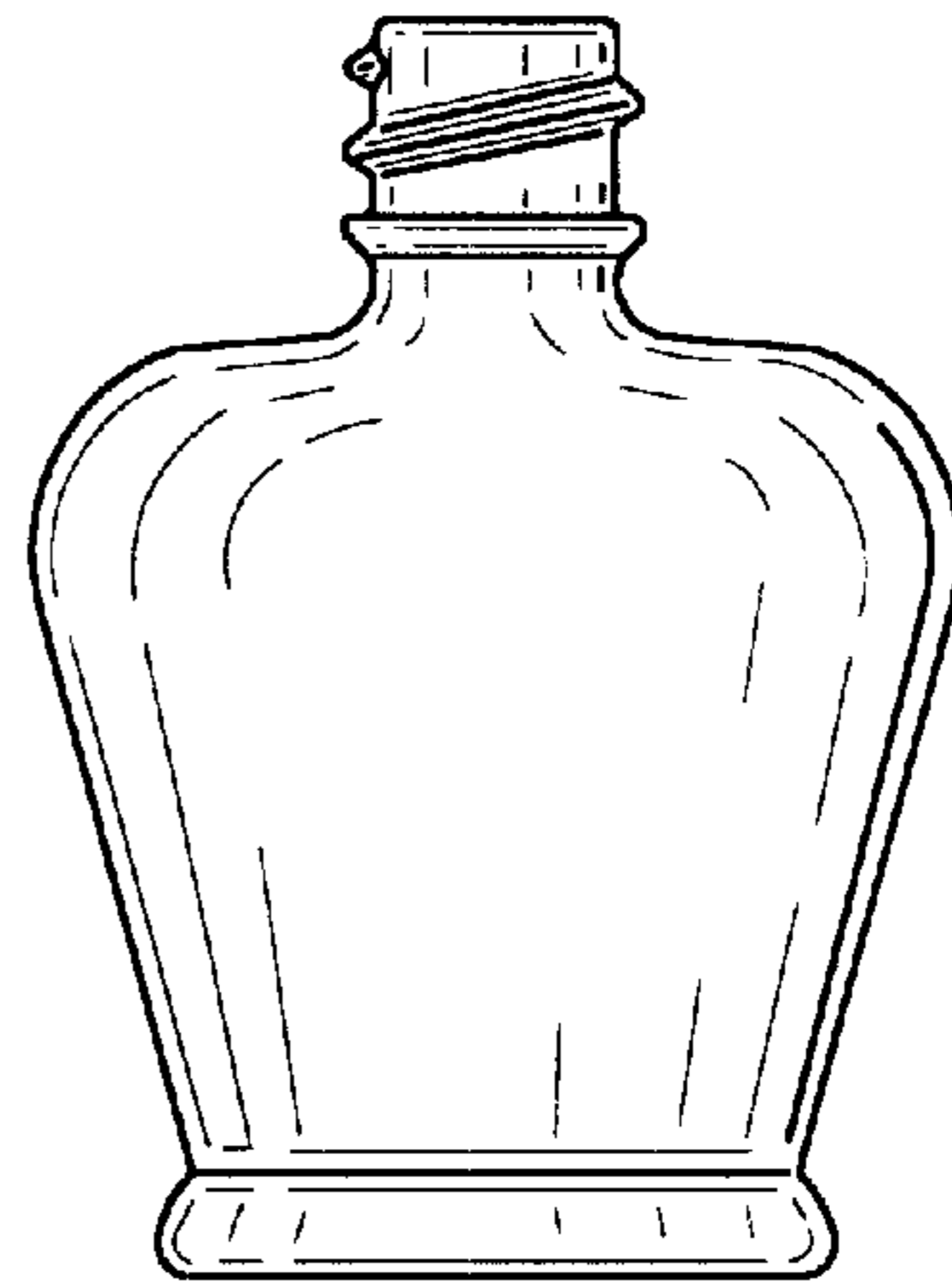


FIG. 2

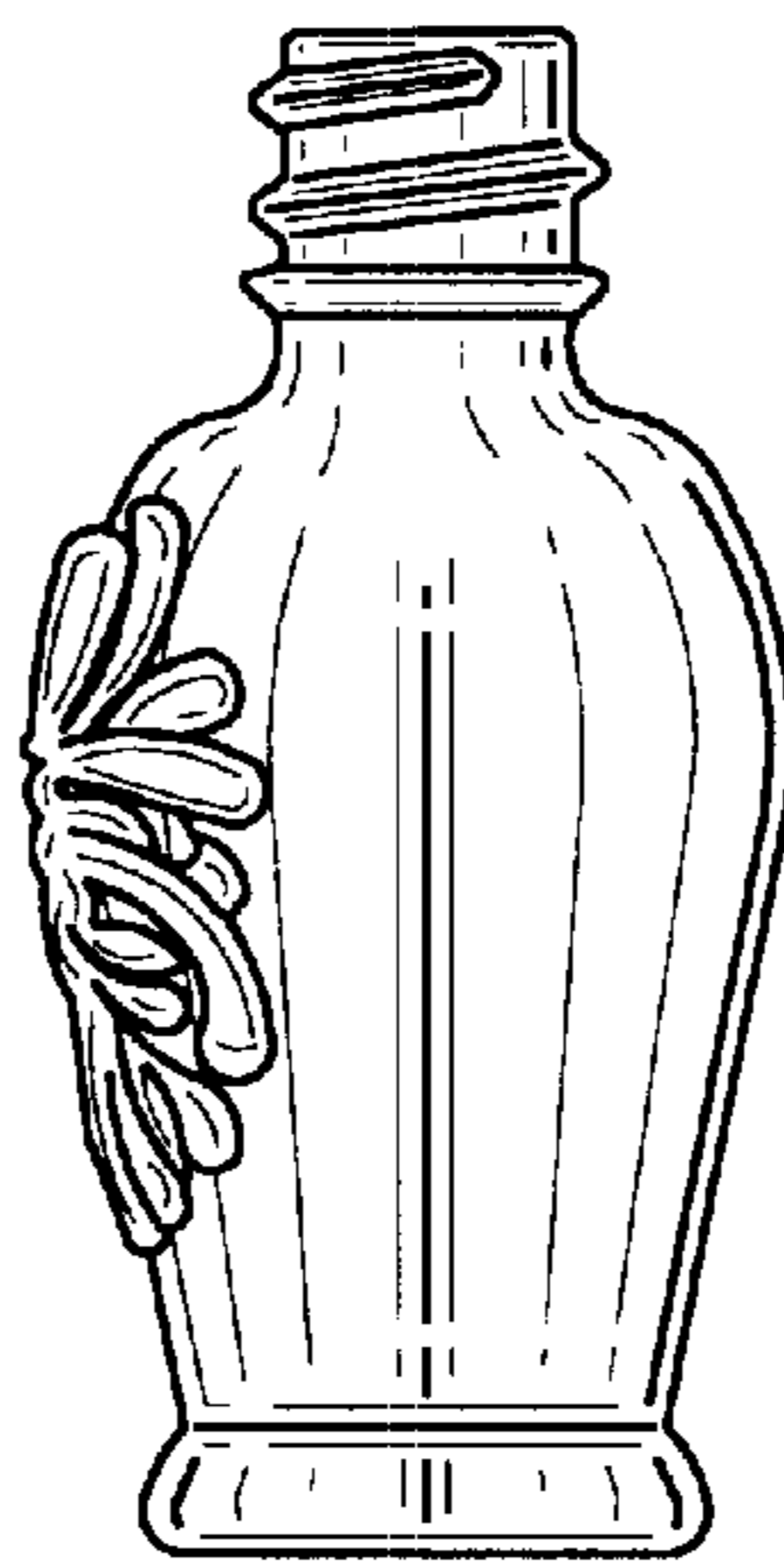


FIG. 3

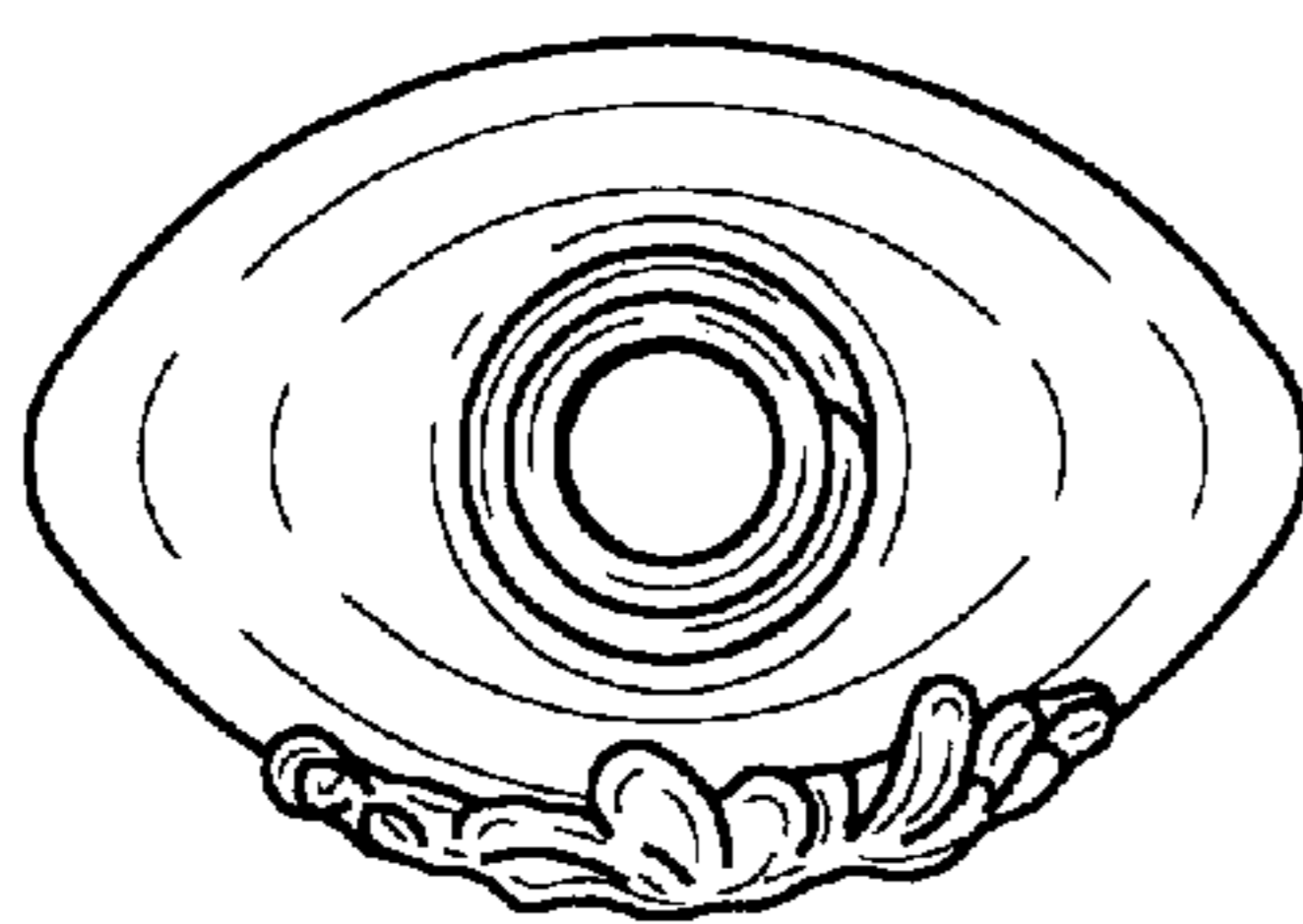


FIG. 4

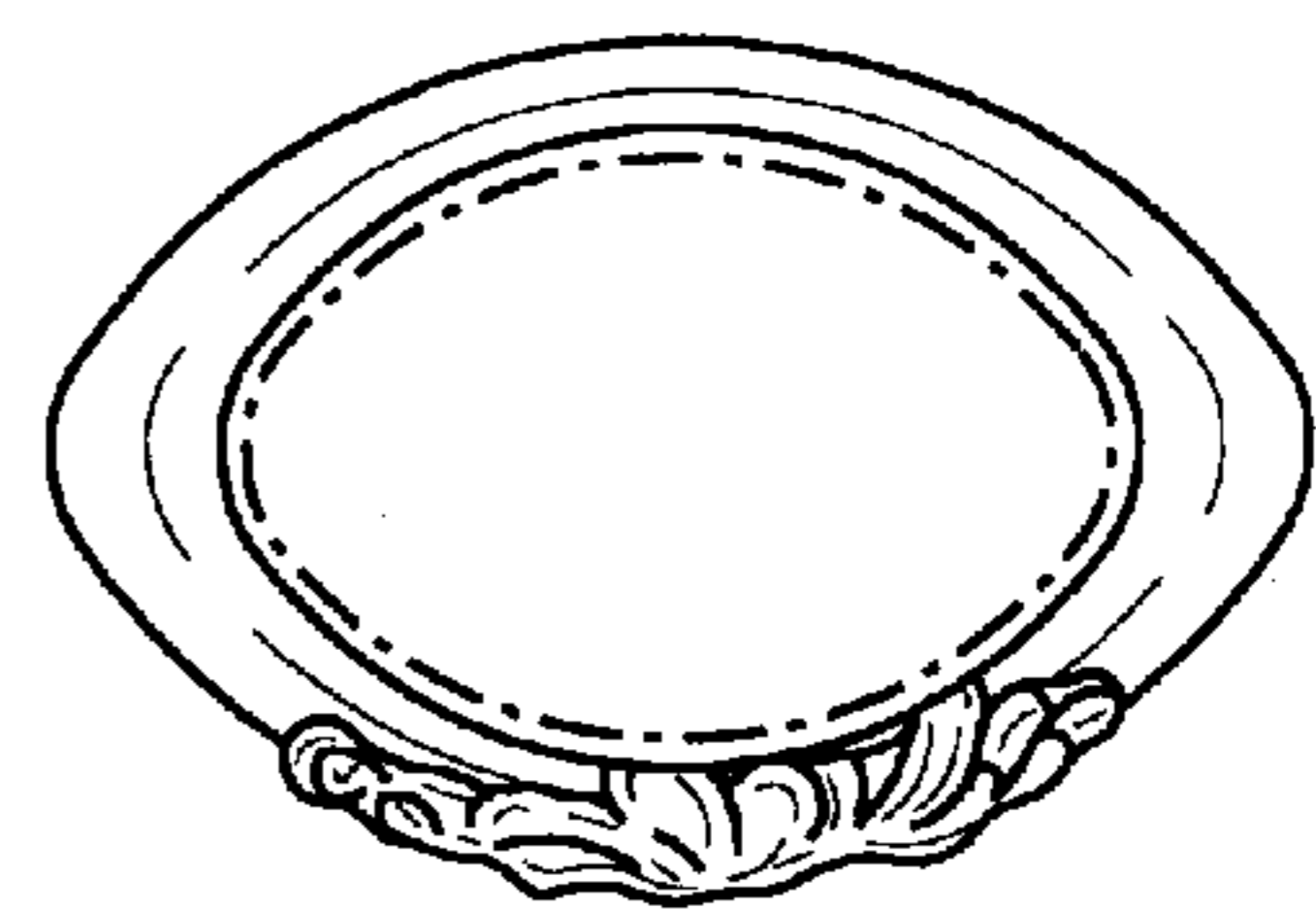


FIG. 5