



US00D479127S

(12) **United States Design Patent**
Jowett

(10) **Patent No.:** **US D479,127 S**

(45) **Date of Patent:** **** Sep. 2, 2003**

(54) **CONTAINER**

(75) Inventor: **Louise Jowett**, Hull (GB)

(73) Assignee: **Reckitt Benckiser (UK) Limited**,
Slough (GB)

(**) Term: **14 Years**

(21) Appl. No.: **29/167,816**

(22) Filed: **Sep. 20, 2002**

(30) **Foreign Application Priority Data**

Mar. 23, 2002 (GB) 3002457

(51) **LOC (7) Cl.** **09-03**

(52) **U.S. Cl.** **D9/425; D9/432**

(58) **Field of Search** D9/424, 425, 430,
D9/432, 499, 414, 415, 416, 418; 206/528,
531; 220/9.1, 9.4, 890

(56) **References Cited**

U.S. PATENT DOCUMENTS

D257,126 S * 9/1980 Johnson D9/310
D310,486 S * 9/1990 Chanel D9/425
D311,138 S * 10/1990 Chanel D9/425

D320,743 S * 10/1991 Alexander et al. D9/425
D357,115 S * 4/1995 Abrams et al. D3/264
D407,640 S * 4/1999 Nelson et al. D9/416
D438,461 S * 3/2001 Yamagishi D9/415
D449,226 S * 10/2001 Hedstrom et al. D9/415

* cited by examiner

Primary Examiner—Ted Shooman

Assistant Examiner—Daniel Bui

(74) *Attorney, Agent, or Firm*—Akin Gump Strauss Hauer
& Feld, L.L.P.

(57) **CLAIM**

The ornamental design for a container, as shown and described.

DESCRIPTION

FIG. 1 is a top perspective view of a container in accordance with my new design;
FIG. 2 is a front elevational view thereof on a reduced scale, a rear elevational view thereof being the same;
FIG. 3 is a top plan view thereof on a reduced scale;
FIG. 4 is a bottom plan view thereof on a reduced scale; and,
FIG. 5 is a right side elevational view thereof on a reduced scale, a left side elevational view thereof being the same.

1 Claim, 1 Drawing Sheet

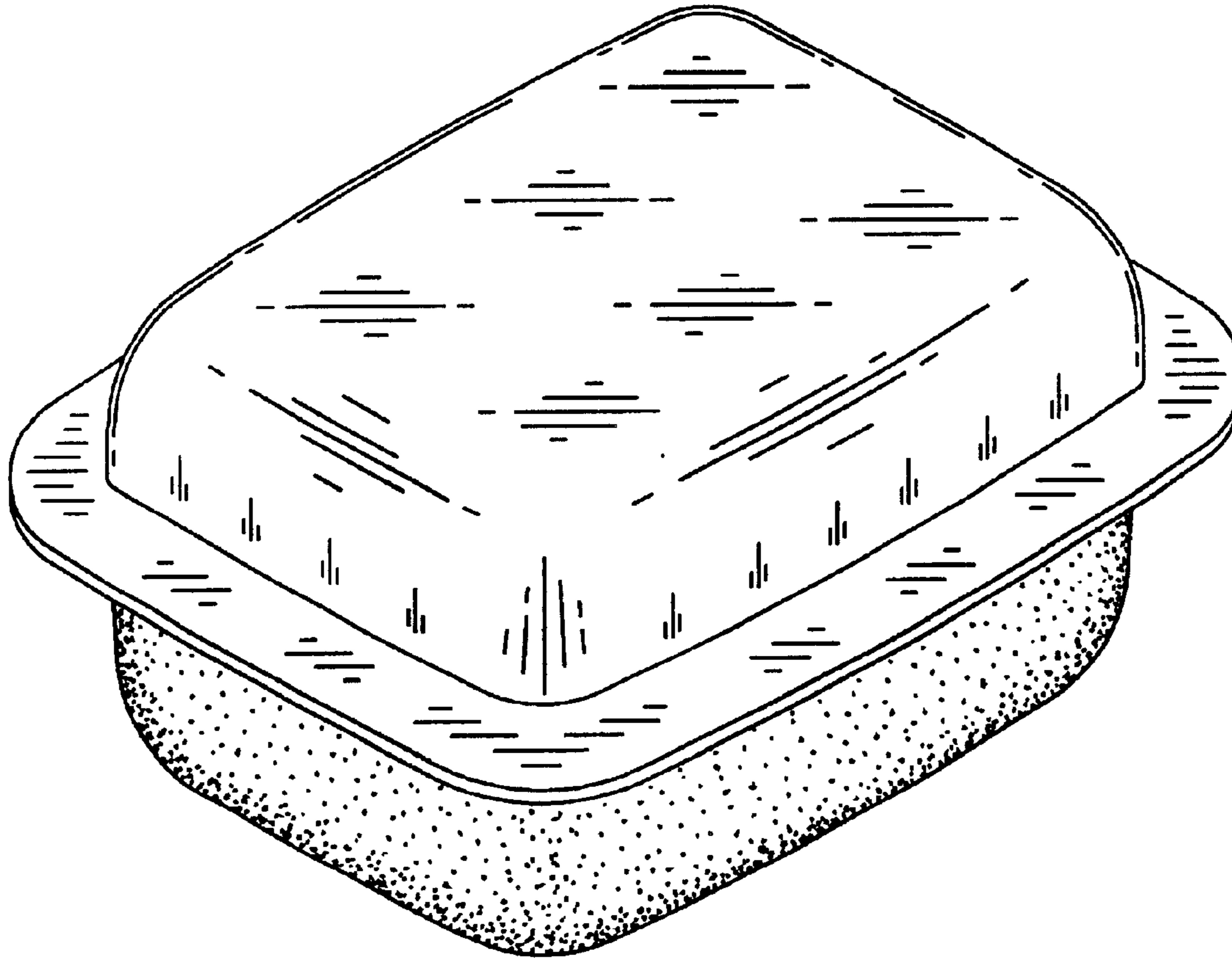


Fig. 1

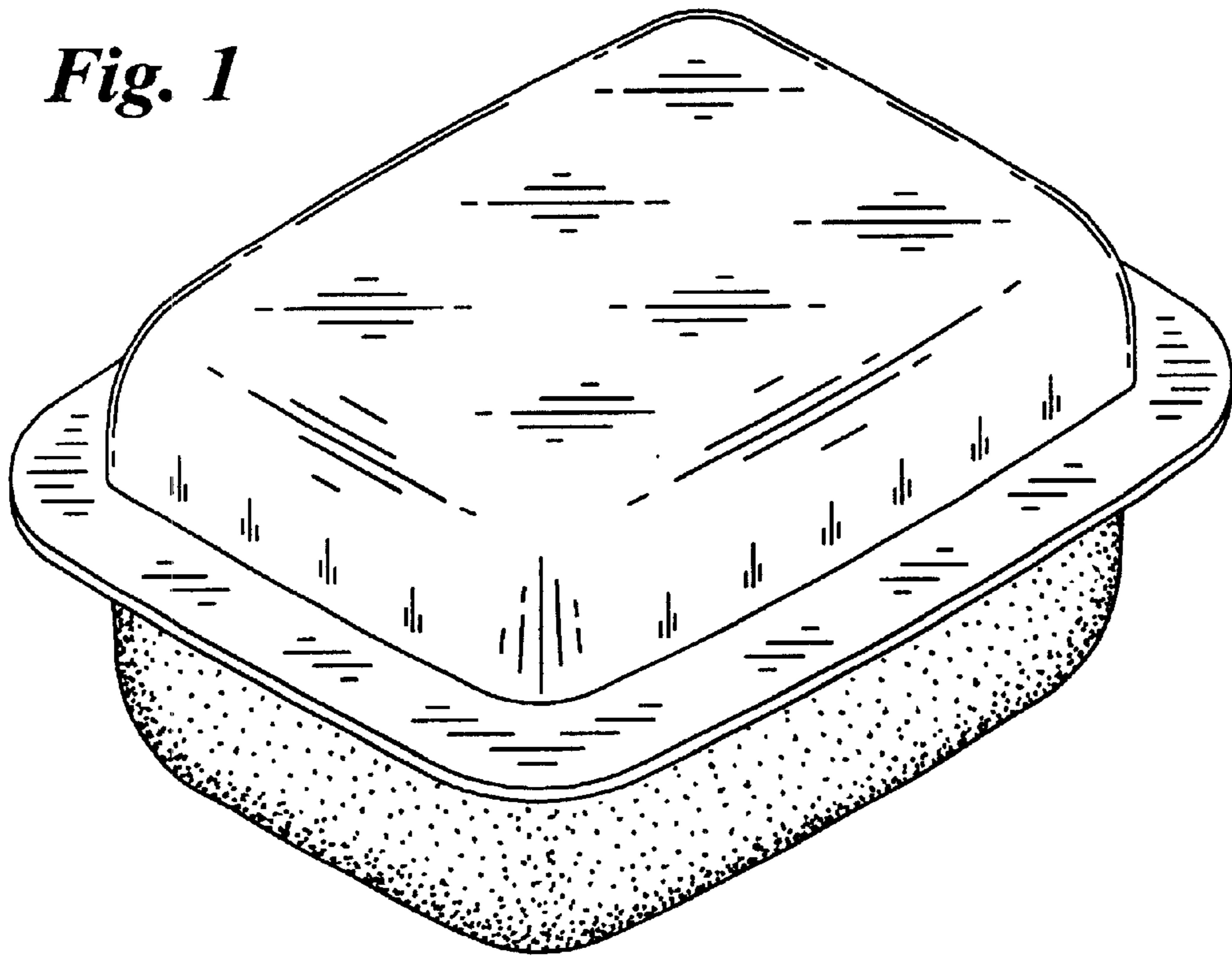


Fig. 2

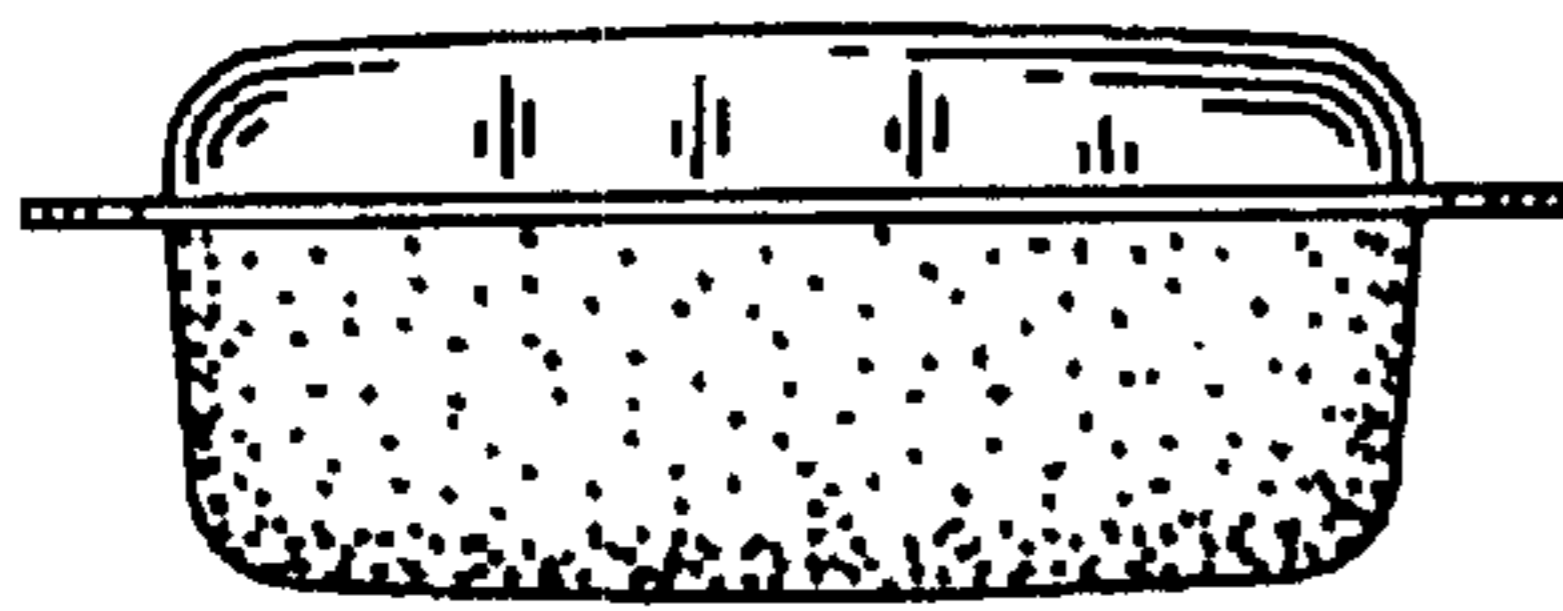


Fig. 5

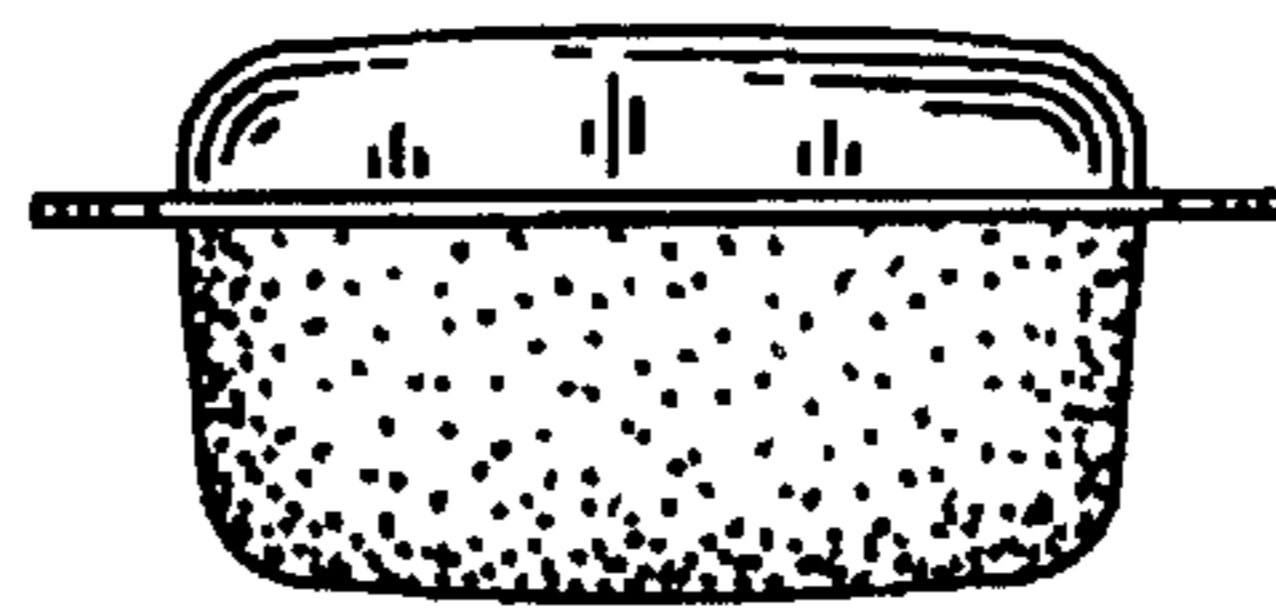


Fig. 3

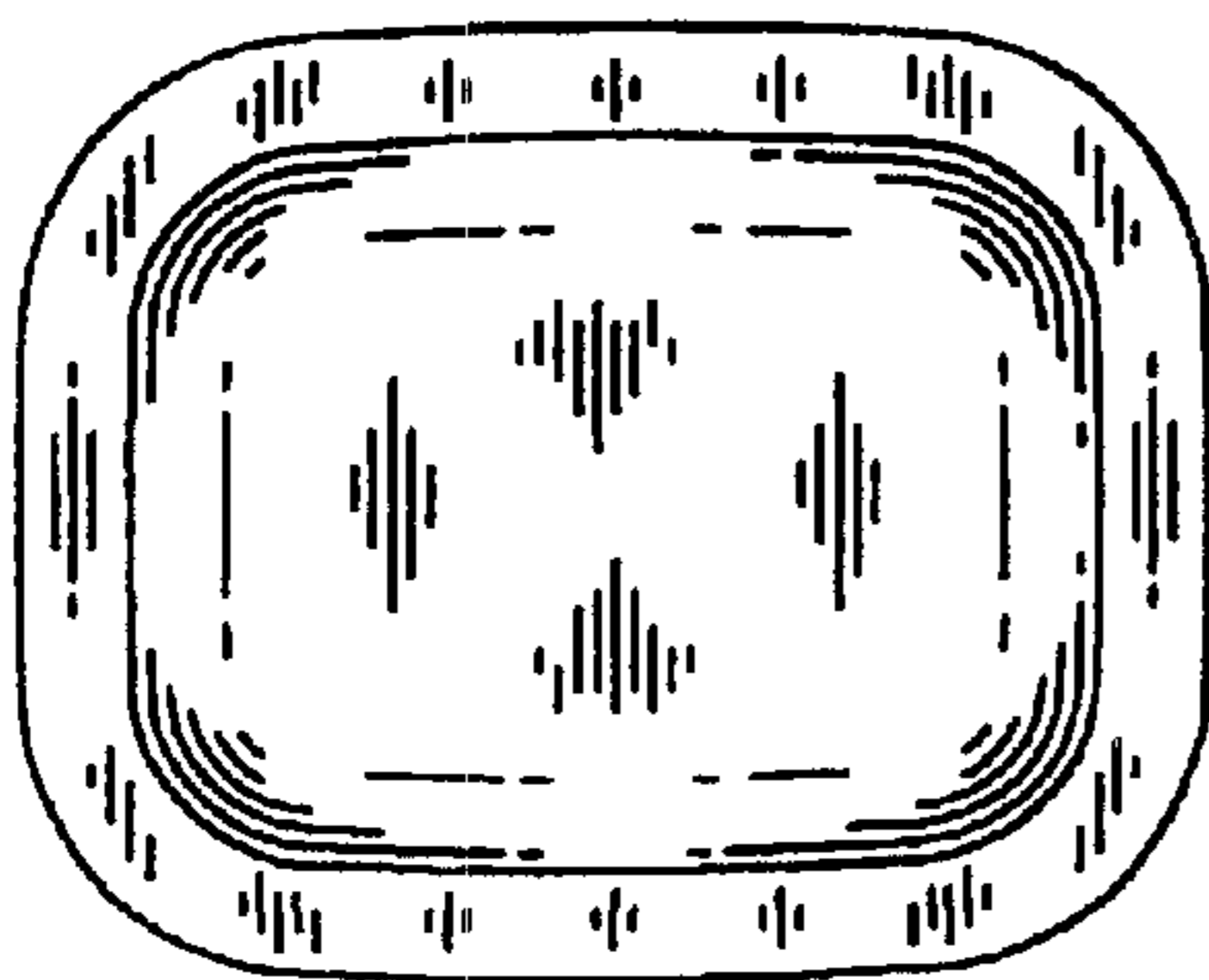


Fig. 4

