



US00D479109S

(12) **United States Design Patent** (10) **Patent No.:** **US D479,109 S**  
**Hsieh** (45) **Date of Patent:** **\*\* Sep. 2, 2003**

(54) **WRENCH WITH ENLARGED HANDLE**

6,148,701 A \* 11/2000 Lee ..... 81/177.1  
6,247,385 B1 \* 6/2001 Wu ..... 81/489

(76) Inventor: **Chih-Ching Hsieh**, 235 Chung-Ho Box  
8-24, Taipei (TW)

\* cited by examiner

(\*\*) Term: **14 Years**

*Primary Examiner*—Raphael Barkai

(21) Appl. No.: **29/168,691**

(57) **CLAIM**

(22) Filed: **Oct. 4, 2002**

The ornamental design for a wrench with enlarged handle, as shown and described.

(51) **LOC (7) Cl.** ..... **08-05**

**DESCRIPTION**

(52) **U.S. Cl.** ..... **D8/25**

(58) **Field of Search** ..... D8/21-29; 81/60-63.2,  
81/177.1, 177.85, 489, 177.6

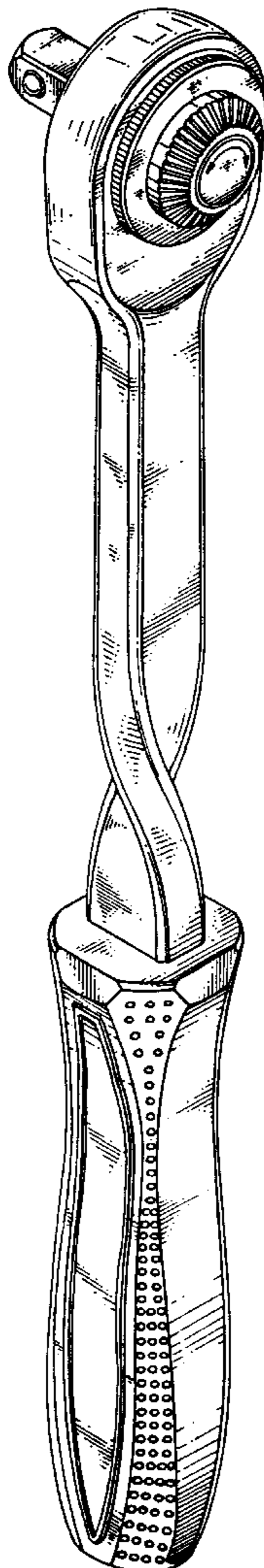
FIG. 1 is a perspective view of a wrench with enlarged handle showing my new design;  
FIG. 2 is a front elevational view thereof;  
FIG. 3 is a rear elevational view thereof;  
FIG. 4 is a right side view thereof;  
FIG. 5 is a left side view thereof;  
FIG. 6 is a top plan view thereof; and,  
FIG. 7 is a bottom plan view thereof.

(56) **References Cited**

**U.S. PATENT DOCUMENTS**

D326,985 S \* 6/1992 Chow ..... D8/25  
5,582,081 A \* 12/1996 Lin ..... 81/63.1  
6,067,882 A \* 5/2000 Hillinger ..... 81/63  
D434,292 S \* 11/2000 Hsieh ..... D8/28

**1 Claim, 6 Drawing Sheets**



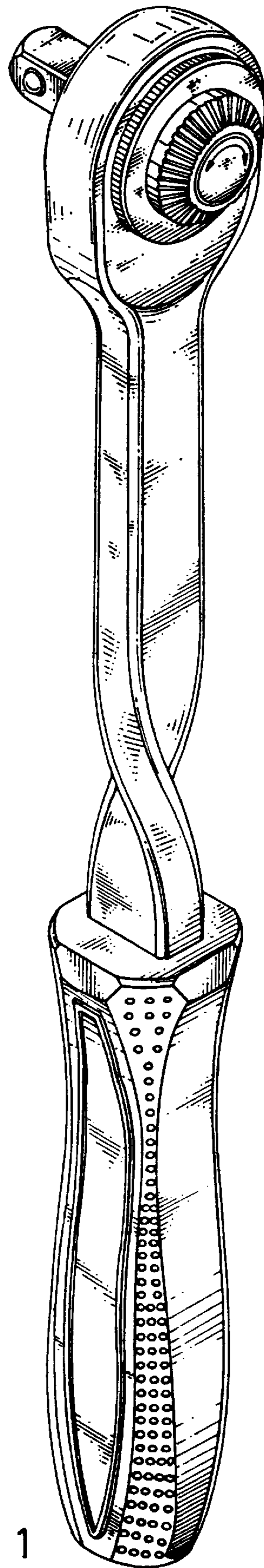


Fig . 1

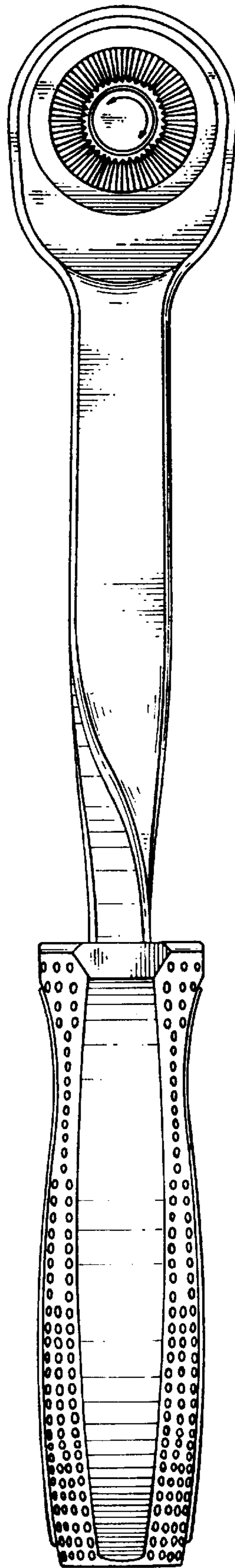


Fig . 2

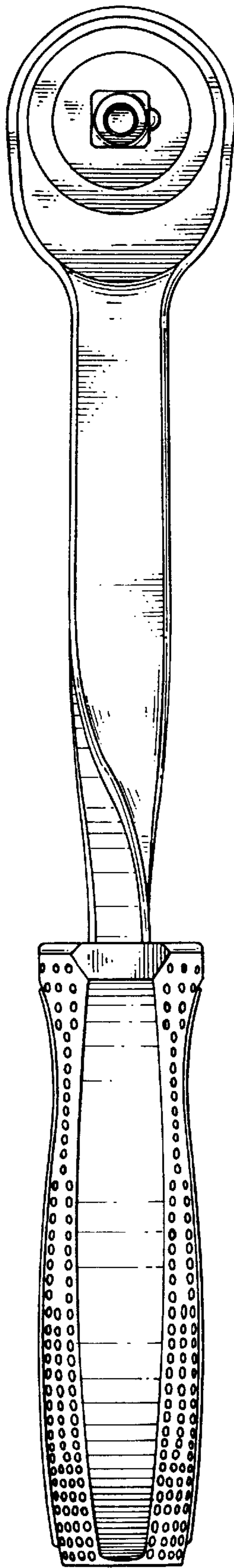


Fig . 3

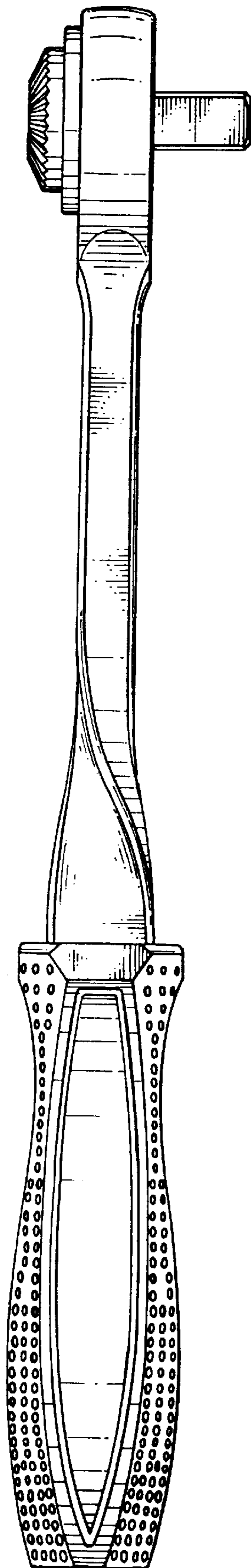


Fig . 4

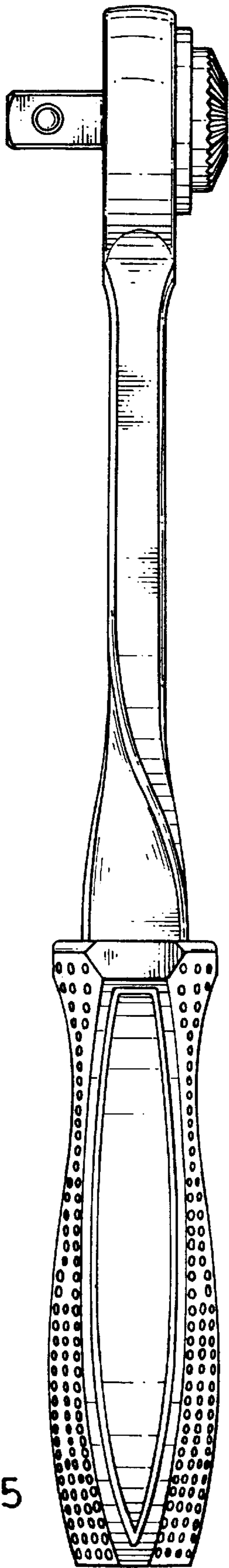


Fig. 5

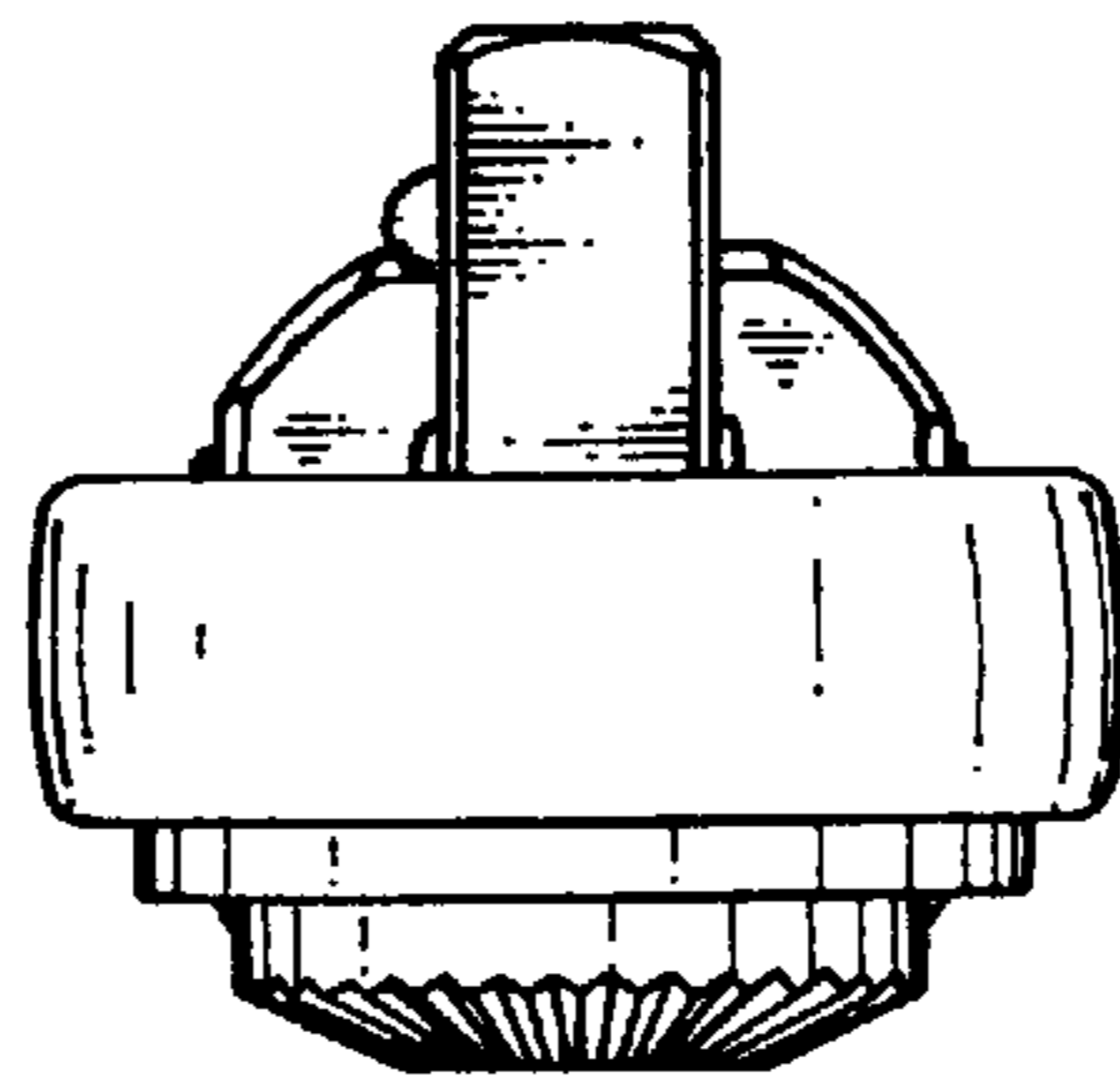


Fig . 6

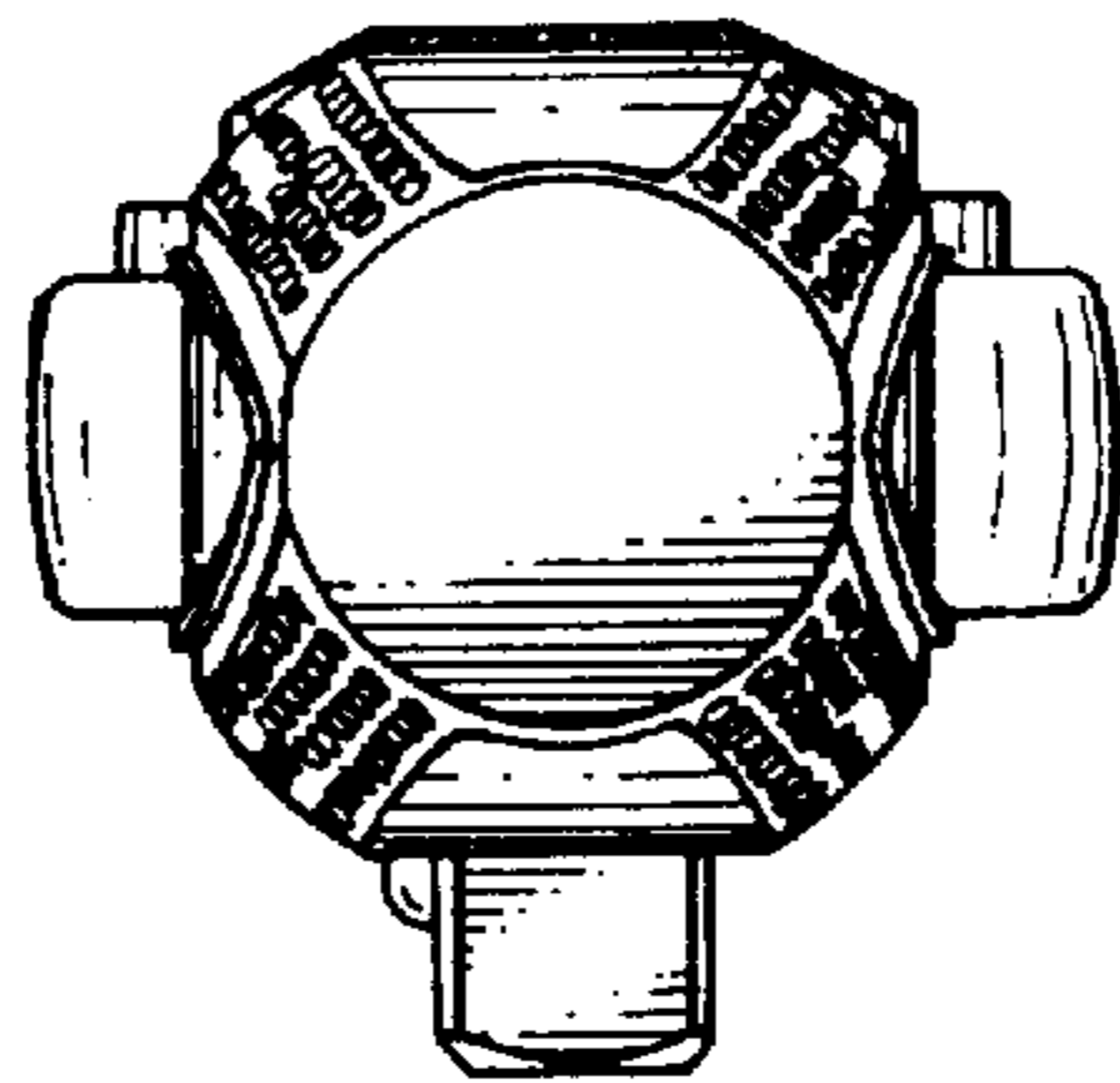


Fig . 7