



US00D479104S

(12) **United States Design Patent**
Onion

(10) **Patent No.:** **US D479,104 S**

(45) **Date of Patent:** **** Sep. 2, 2003**

(54) **KNIFE**

D468,972 S * 1/2003 Chen D7/649

(75) Inventor: **Kenneth J. Onion**, Kapolei, HI (US)

FOREIGN PATENT DOCUMENTS

(73) Assignee: **KAI U.S.A. Ltd.**, Wilsonville, OR (US)

GB 3004234 * 6/2002

(**) Term: **14 Years**

* cited by examiner

(21) Appl. No.: **29/165,320**

Primary Examiner—Caron D. Veynar

(22) Filed: **Aug. 7, 2002**

(74) *Attorney, Agent, or Firm*—Kolisch Hartwell P.C.

(51) **LOC (7) Cl.** **07-03**

(52) **U.S. Cl.** **D7/649**

(58) **Field of Search** D7/642, 645, 649,
D7/650, 652, 401.2; D8/98–100, 107; D22/118;
30/147–150, 340, 342–345

(57) **CLAIM**

The ornamental design for a knife, as shown and described.

DESCRIPTION

FIG. 1 is a rear perspective view of a knife, according to an embodiment of the present invention.

FIG. 2 is a view of the side of the knife shown in FIG. 1.

FIG. 3 is a view of the opposing side of the knife shown in FIG. 2.

FIG. 4 is a rear view of the knife shown in FIG. 1.

FIG. 5 is a front view of the knife shown in FIG. 1.

FIG. 6 is a top view of the knife shown in FIG. 1; and,

FIG. 7 is a bottom view of the knife shown in FIG. 1.

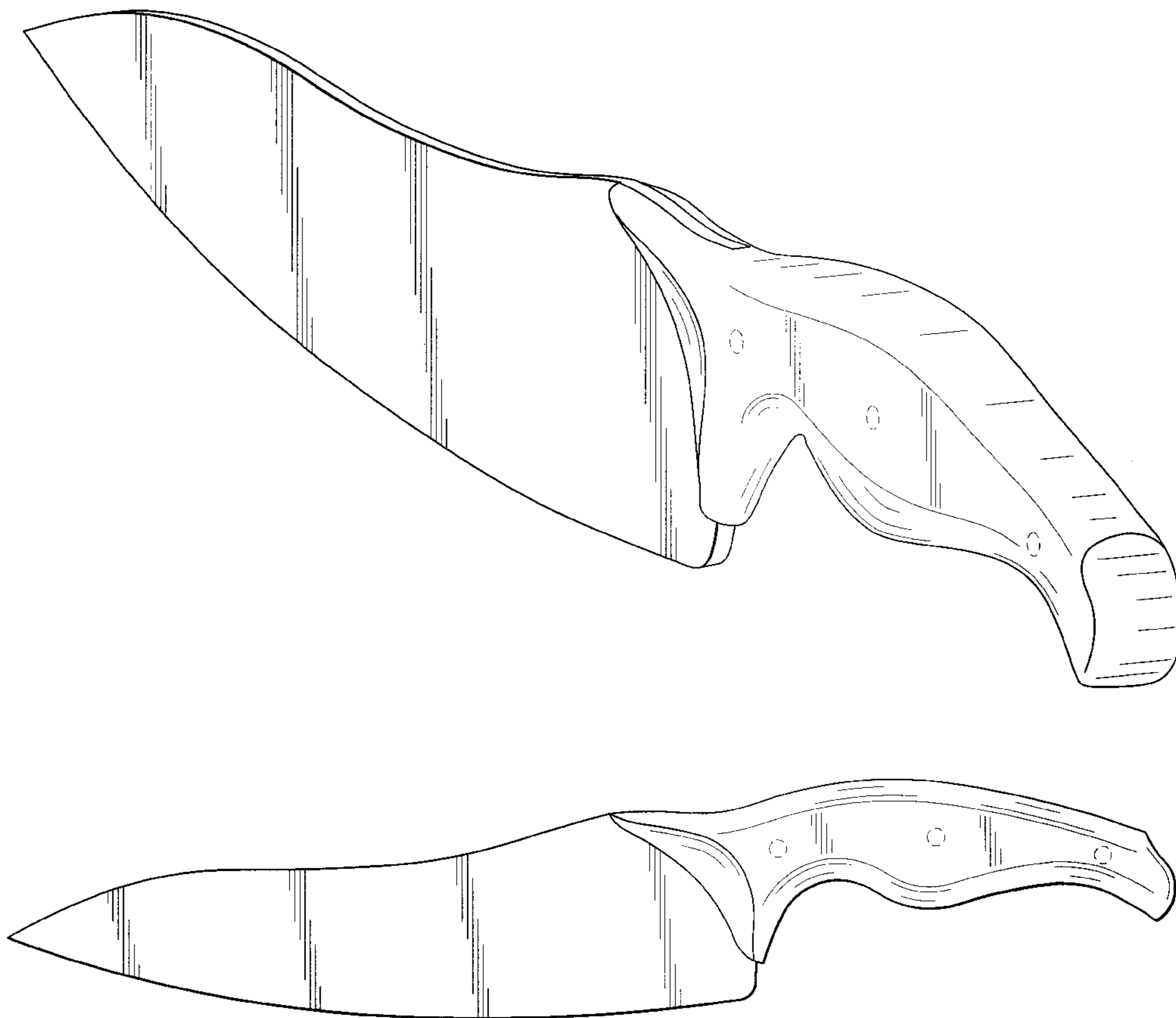
The broken lines shown in the above figures are for illustrative purposes and form no part of the claimed design.

(56) **References Cited**

U.S. PATENT DOCUMENTS

D218,216 S	*	7/1970	Hopcraft et al.	D7/649
D425,365 S	*	5/2000	Chien	D7/401.2
6,213,055 B1		4/2001	Willinger et al.		
D448,253 S	*	9/2001	Staib et al.	D7/649
6,418,820 B1		7/2002	Lamond et al.		
D462,581 S	*	9/2002	Parlowski	D7/649
D462,582 S	*	9/2002	Parlowski	D7/649

1 Claim, 3 Drawing Sheets



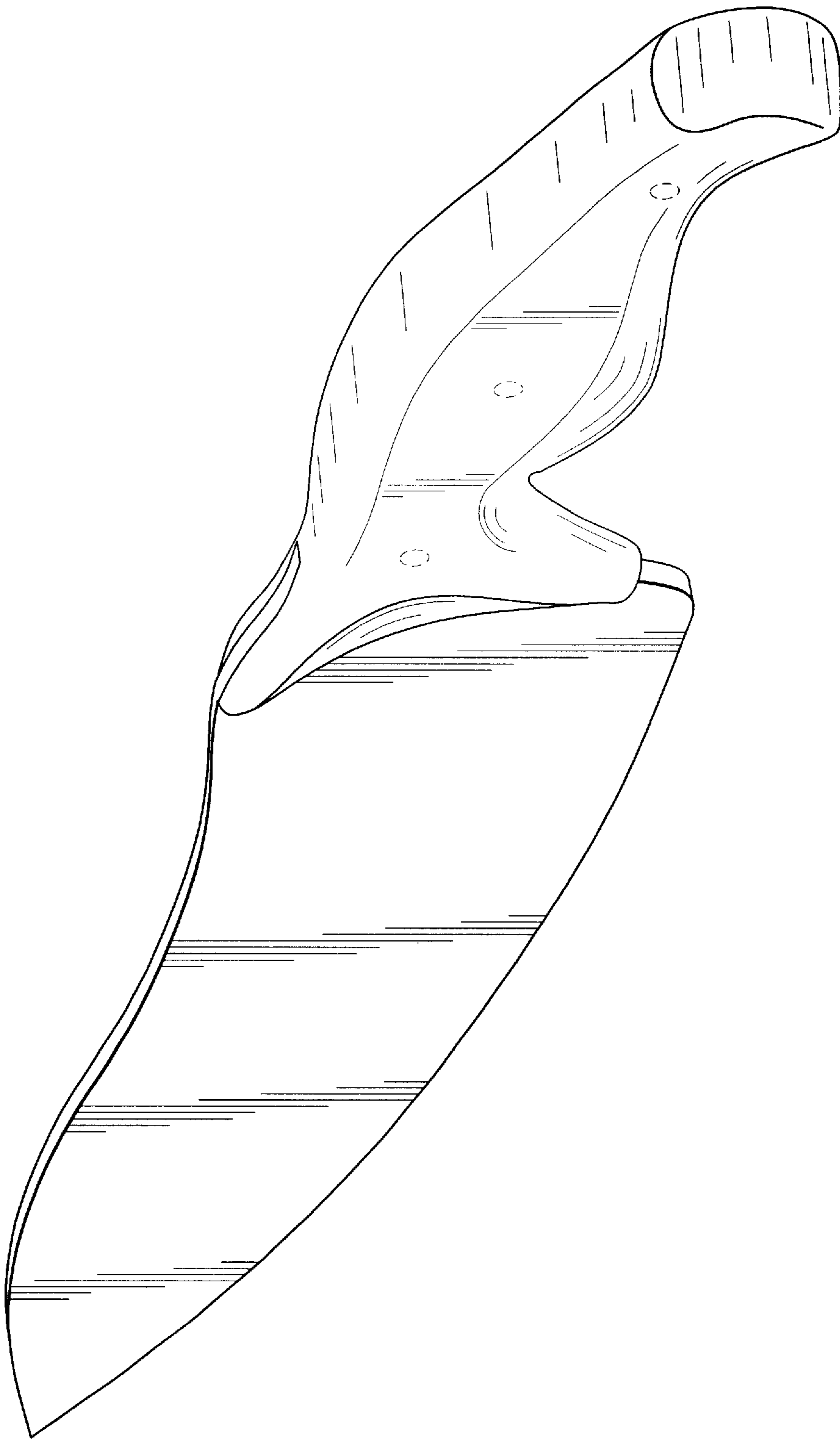


FIG. 1

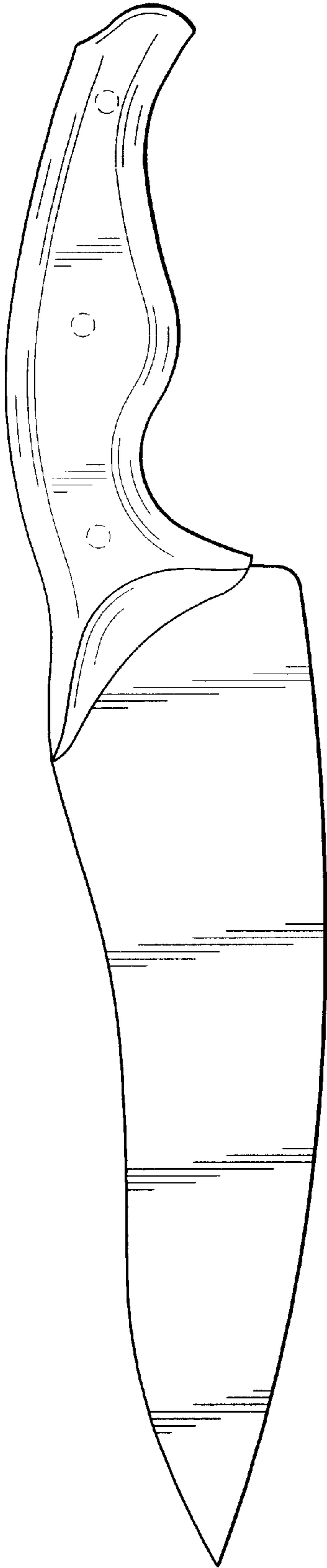


FIG. 2

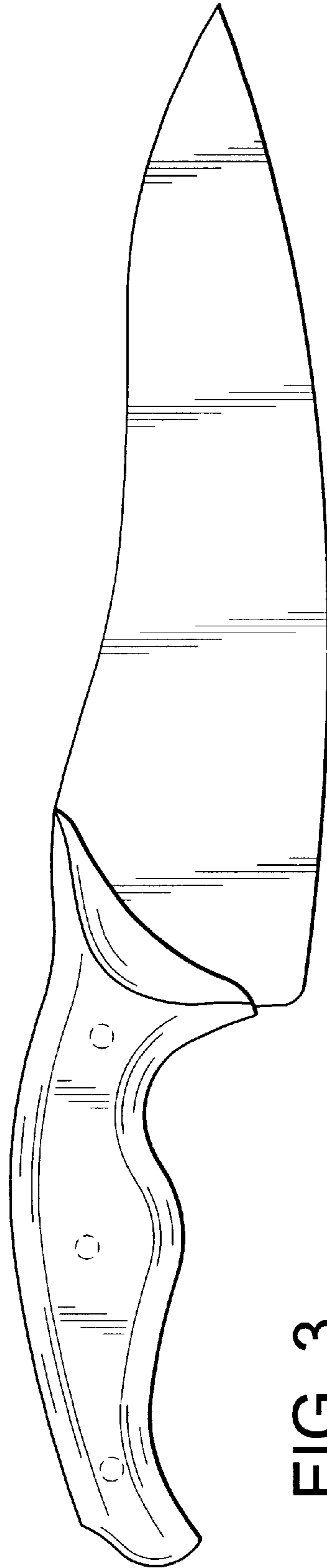


FIG. 3

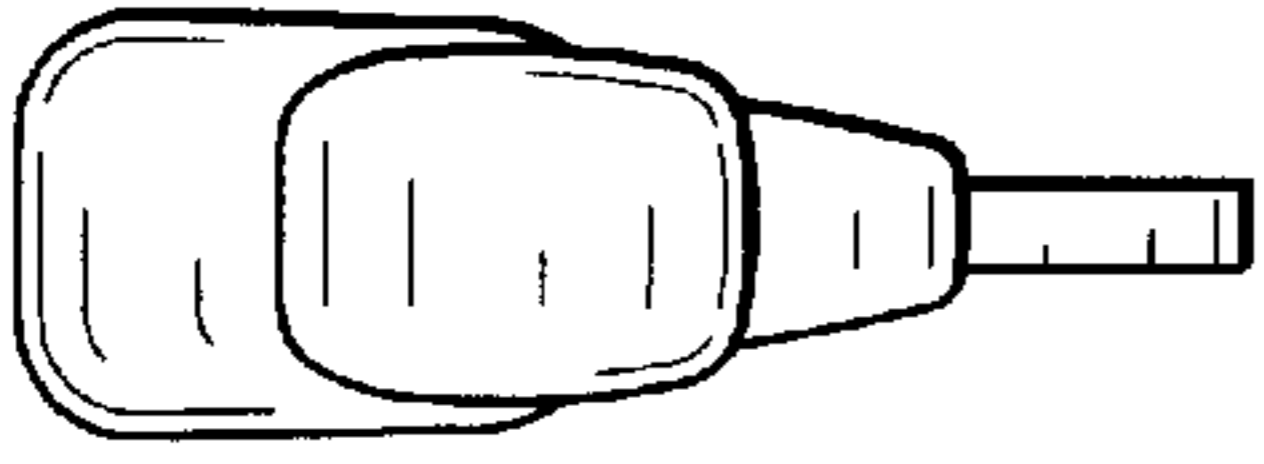


FIG. 4

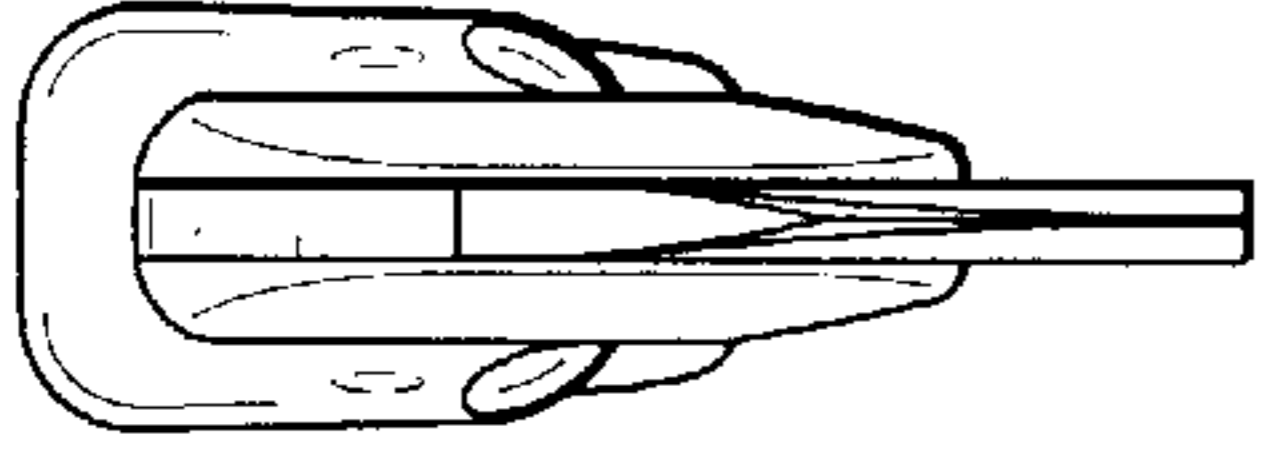


FIG. 5

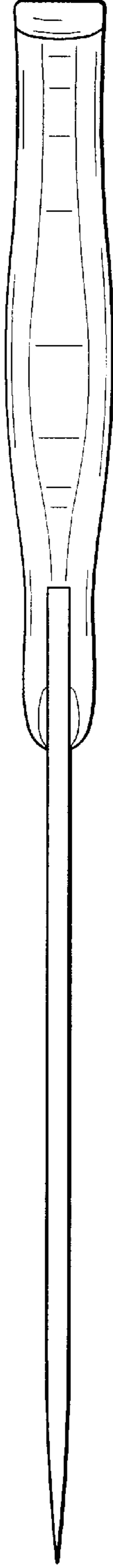


FIG. 6

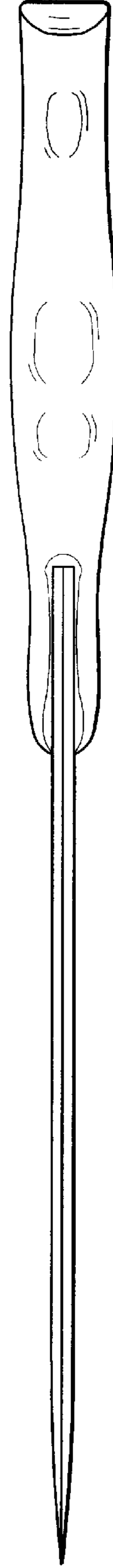


FIG. 7