



US00D479101S

(12) **United States Design Patent**
Ancona

(10) **Patent No.:** **US D479,101 S**

(45) **Date of Patent:** **** Sep. 2, 2003**

(54) **NAPKIN HOLDER**

D405,322 S * 2/1999 Goodman et al. D7/631
D438,067 S * 2/2001 Goodman et al. D7/631

(75) Inventor: **Bruce Ancona**, New York, NY (US)

* cited by examiner

(73) Assignee: **J.P. Products, L.L.C.**, New York, NY (US)

Primary Examiner—Terry A. Wallace
(74) *Attorney, Agent, or Firm*—Gerald Kraai

(**) Term: **14 Years**

(57) **CLAIM**

(21) Appl. No.: **29/171,341**

The ornamental design for a napkin holder, as shown and described.

(22) Filed: **Nov. 20, 2002**

DESCRIPTION

(51) **LOC (7) Cl.** **07-06**

(52) **U.S. Cl.** **D7/631**

(58) **Field of Search** D7/631–634; D6/462, D6/566, 567; 211/41.1, 41.2, 45, 49.1, 50, 181.1; D19/65, 75, 78, 86, 90, 91

FIG. 1 is a perspective view of a napkin holder according to my invention.

FIG. 2 is a right side view of the napkin holder; the left side view is the same the right side view or the napkin holder.

FIG. 3 is a top plan view of the napkin holder.

FIG. 4 is a front view of the napkin holder; the rear view of the napkin holder is the same as the front view of the napkin holder; and,


FIG. 5 is a bottom plan view of the napkin holder.

(56) **References Cited**

U.S. PATENT DOCUMENTS

3,063,567 A * 11/1962 Campbell D6/462
D314,098 S * 1/1991 Kee D6/462

1 Claim, 3 Drawing Sheets






Fig. 1.

Fig. 2.

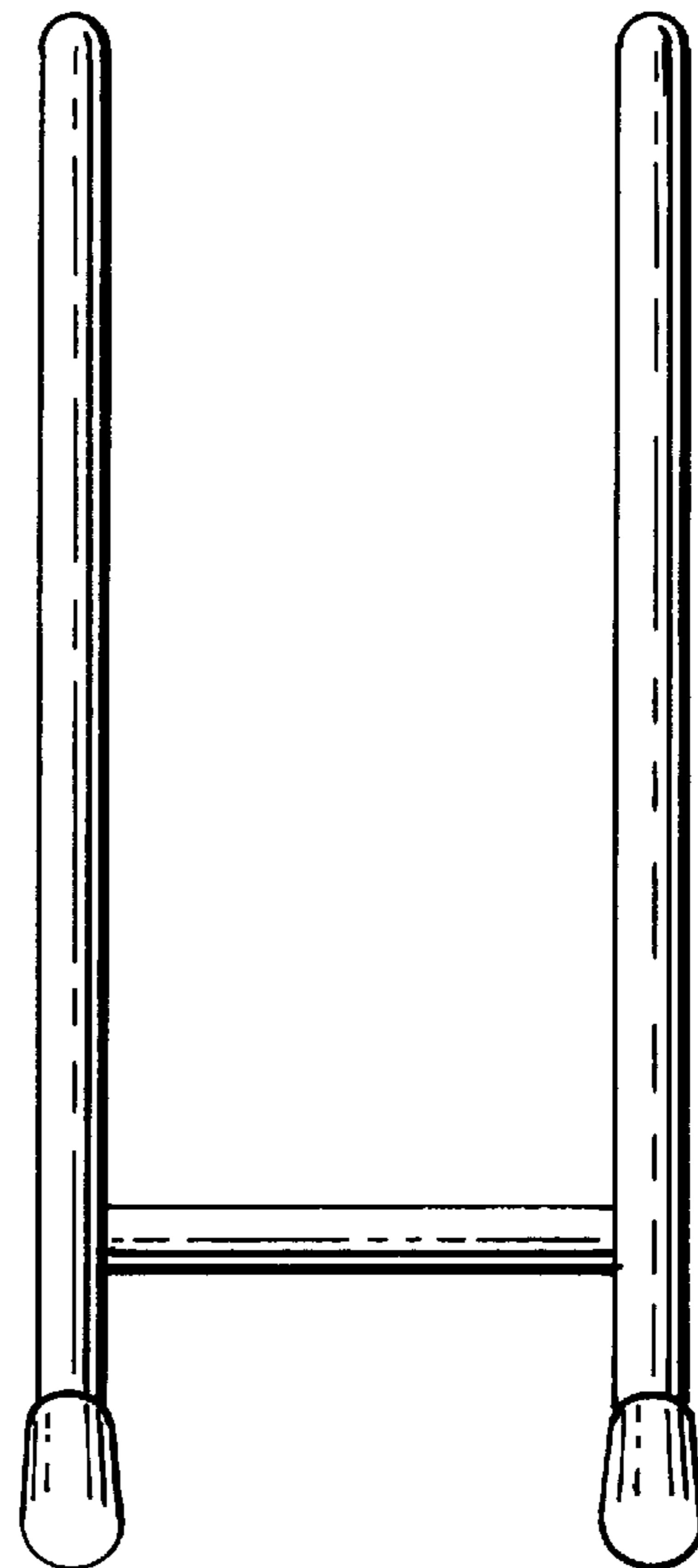


Fig. 3.




Fig. 4.




Fig. 5.

