



US00D479100S

(12) **United States Design Patent**  
**Ancona**

(10) **Patent No.:** **US D479,100 S**

(45) **Date of Patent:** **\*\* Sep. 2, 2003**

(54) **NAPKIN HOLDER**

D438,067 S \* 2/2001 Goodman et al. .... D7/631

(75) Inventor: **Bruce Ancona**, New York, NY (US)

\* cited by examiner

(73) Assignee: **J.P. Products, L.L.C.**, New York, NY (US)

*Primary Examiner*—Terry A. Wallace

(74) *Attorney, Agent, or Firm*—Gerald Kraai

(\*\*) Term: **14 Years**

(57) **CLAIM**

The ornamental design for a napkin holder, as shown and described.

(21) Appl. No.: **29/171,283**

(22) Filed: **Nov. 20, 2002**

**DESCRIPTION**

(51) **LOC (7) Cl.** ..... **07-06**

FIG. 1 is a perspective view of a napkin holder according to my invention.

(52) **U.S. Cl.** ..... **D7/631**

FIG. 2 is a front view of the napkin holder; the rear view of the napkin holder is the same as the front view of the napkin holder.

(58) **Field of Search** ..... D7/631-634; D6/462, D6/566, 567; D19/65, 75, 78, 86, 90, 91; 211/41.1, 41.2, 45, 49.1, 50, 181.1

FIG. 3 is a bottom plan view of the napkin holder.

(56) **References Cited**

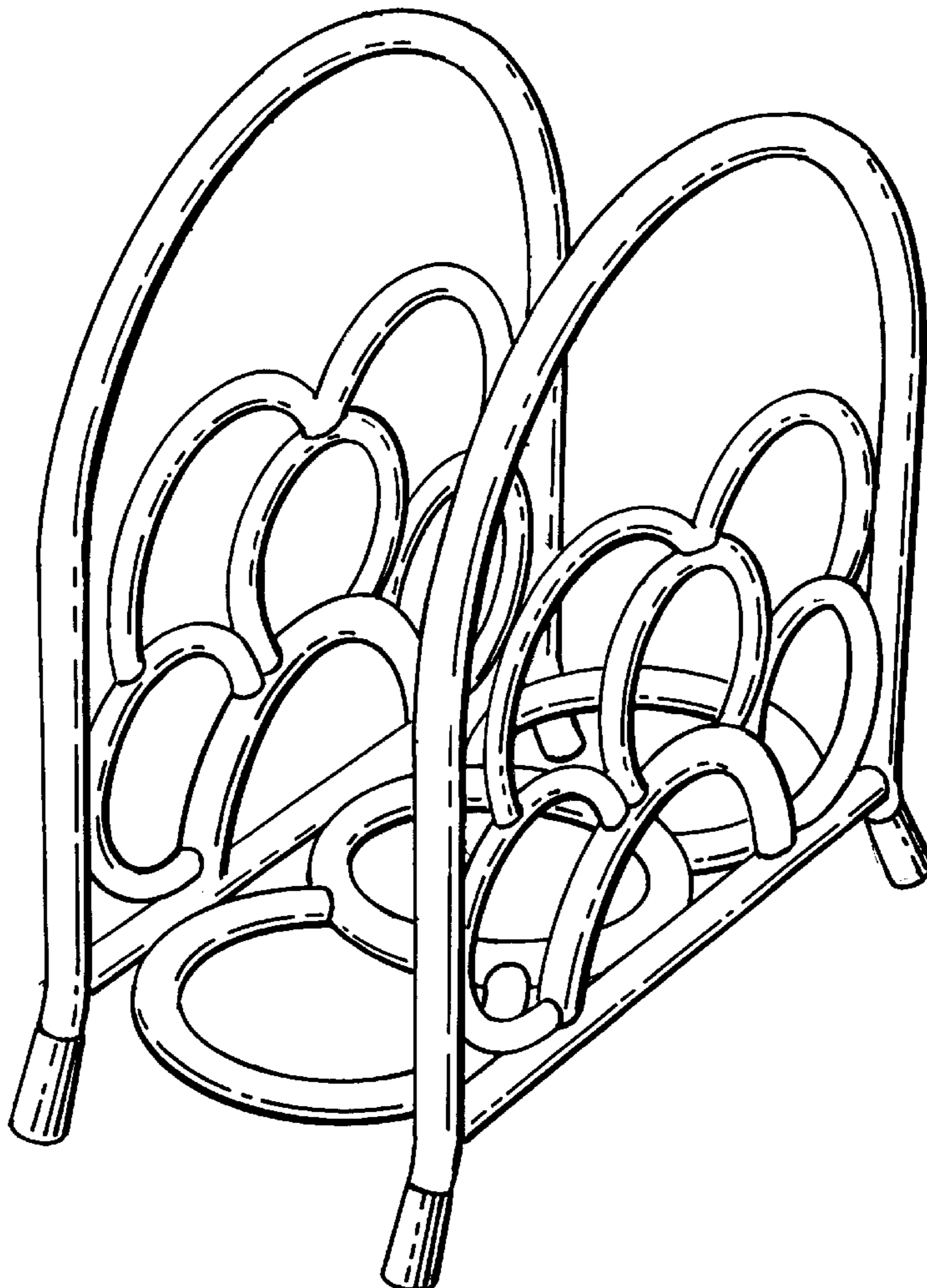
FIG. 4 is a right side view of the napkin holder; the left side view of the napkin holder is the same as the right side view of the napkin holder; and,

**U.S. PATENT DOCUMENTS**

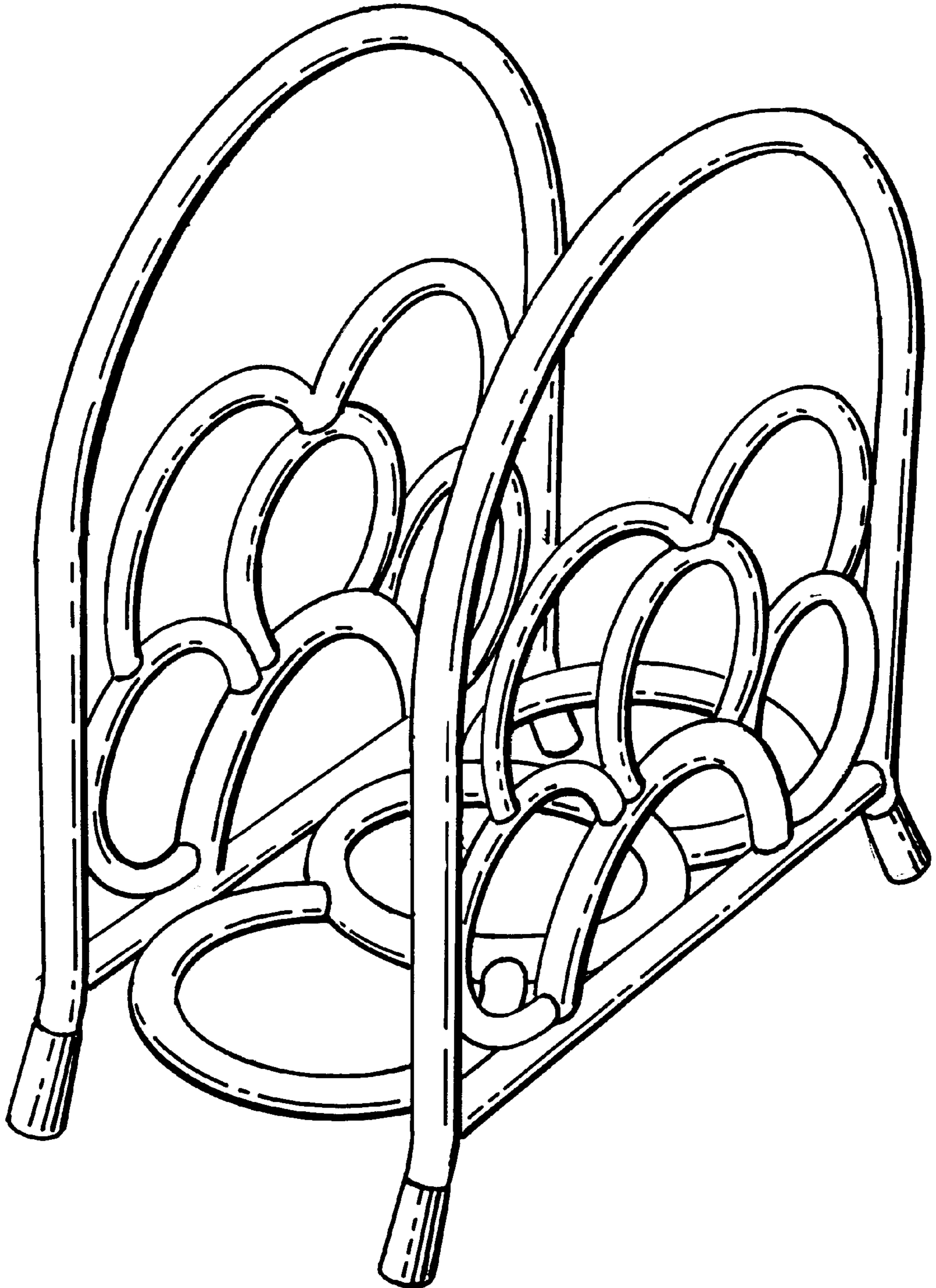
FIG. 5 is a top plan view of the napkin holder.

- 3,063,567 A \* 11/1962 Campbell ..... D6/462
- D314,098 S \* 1/1991 Kee ..... D6/462
- D405,322 S \* 2/1999 Goodman et al. .... D7/631

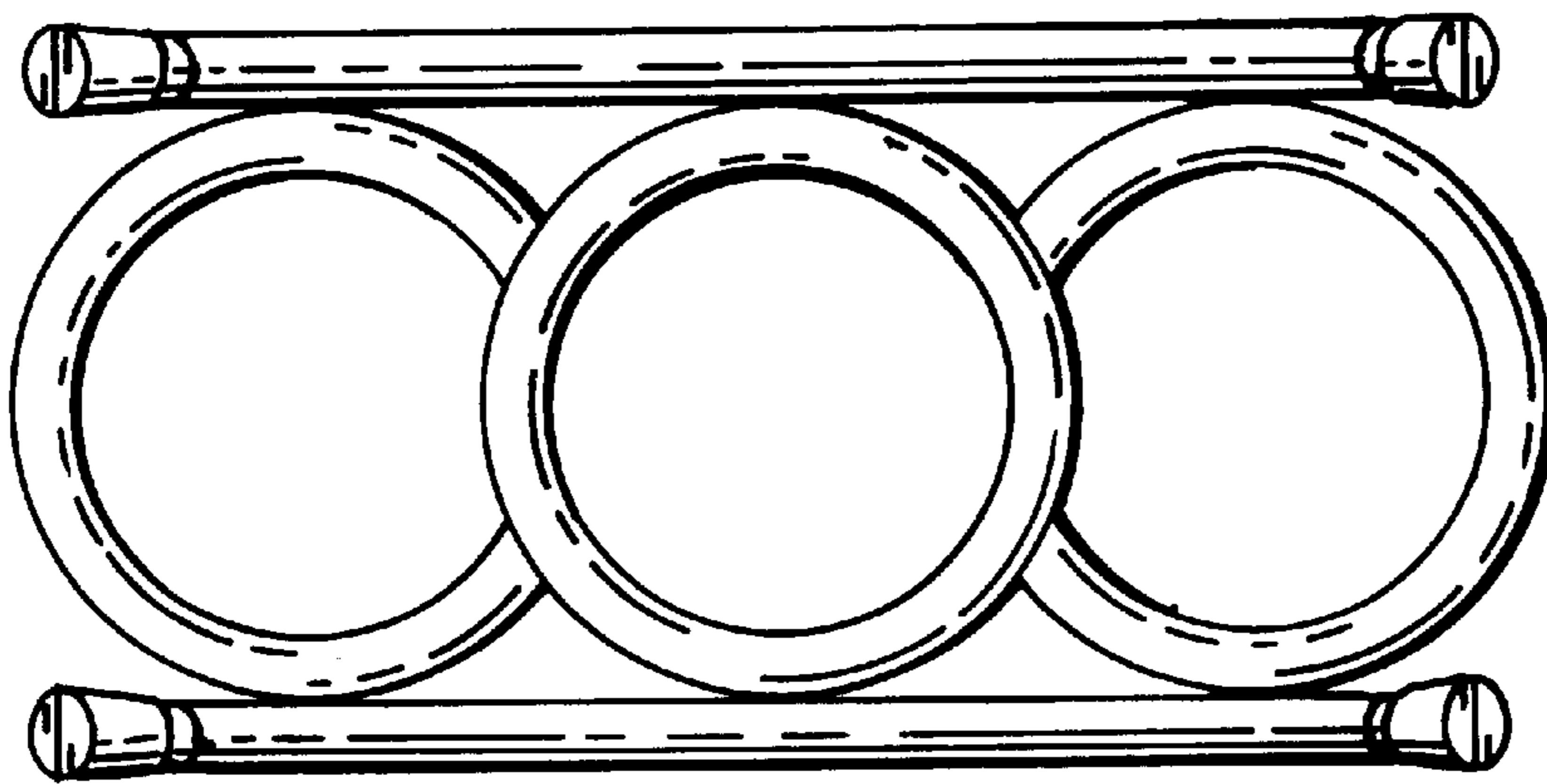

**1 Claim, 3 Drawing Sheets**



*Fig. 1.*




*Fig. 2.*



*Fig. 3.*

*Fig. 4.*



*Fig. 5.*

