



US00D479099S

(12) **United States Design Patent**
Ancona

(10) **Patent No.:** **US D479,099 S**

(45) **Date of Patent:** **** Sep. 2, 2003**

(54) **BANANA HANGER**

D385,751 S * 11/1997 Hollinger D7/601
D437,735 S * 2/2001 Goodman et al. D7/601

(75) Inventor: **Bruce Ancona**, New York, NY (US)

* cited by examiner

(73) Assignee: **J.P. Products, L.L.C.**, New York, NY (US)

Primary Examiner—Terry A. Wallace
(74) *Attorney, Agent, or Firm*—Gerald Kraai

(**) Term: **14 Years**

(57) **CLAIM**

(21) Appl. No.: **29/171,343**

The ornamental design for a banana hanger, as shown and described.

(22) Filed: **Nov. 20, 2002**

DESCRIPTION

(51) **LOC (7) Cl.** **07-06**

(52) **U.S. Cl.** **D7/601**

(58) **Field of Search** D7/601, 628, 701,
D7/704; D6/449, 462, 546; 211/13.1, 85.4,
181.1; 248/116, 121, 125.1, 175, 176.1

FIG. 1 is a perspective view of a banana hanger according to my invention.

FIG. 2 is a rear view of the banana hanger.

FIG. 3 is a top plan view of the banana hanger.

FIG. 4 is a right side view of the banana hanger; the left side view of the banana hanger is a mirror image of the right side view of the banana hanger.

FIG. 5 is a bottom plan view of the banana hanger; and,

FIG. 6 is a front view of the banana hanger.

(56) **References Cited**

U.S. PATENT DOCUMENTS

2,929,875 A * 3/1960 Hoyer 248/121
4,936,466 A * 6/1990 Nava 248/176.1

1 Claim, 3 Drawing Sheets

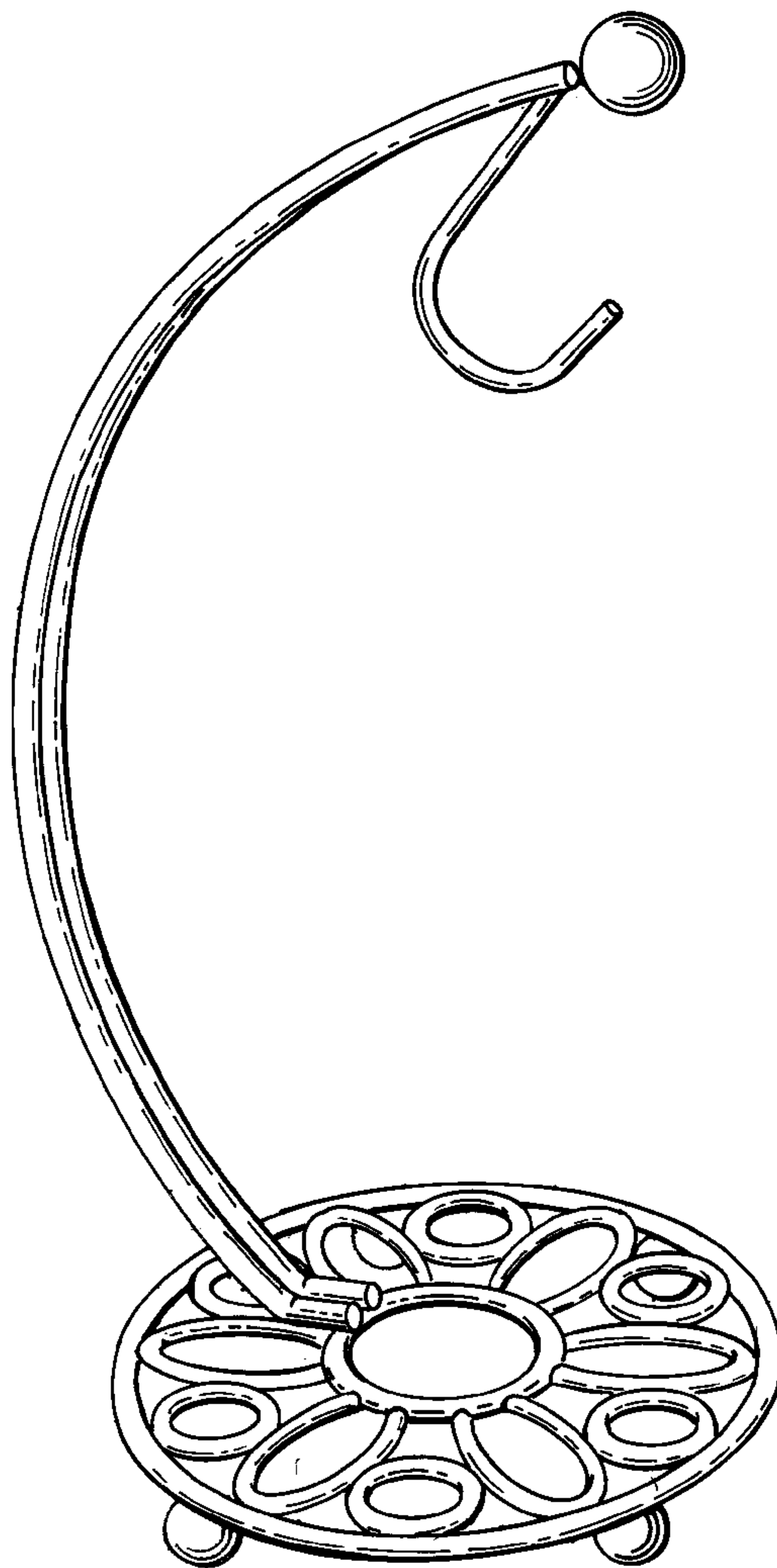


Fig. 2.

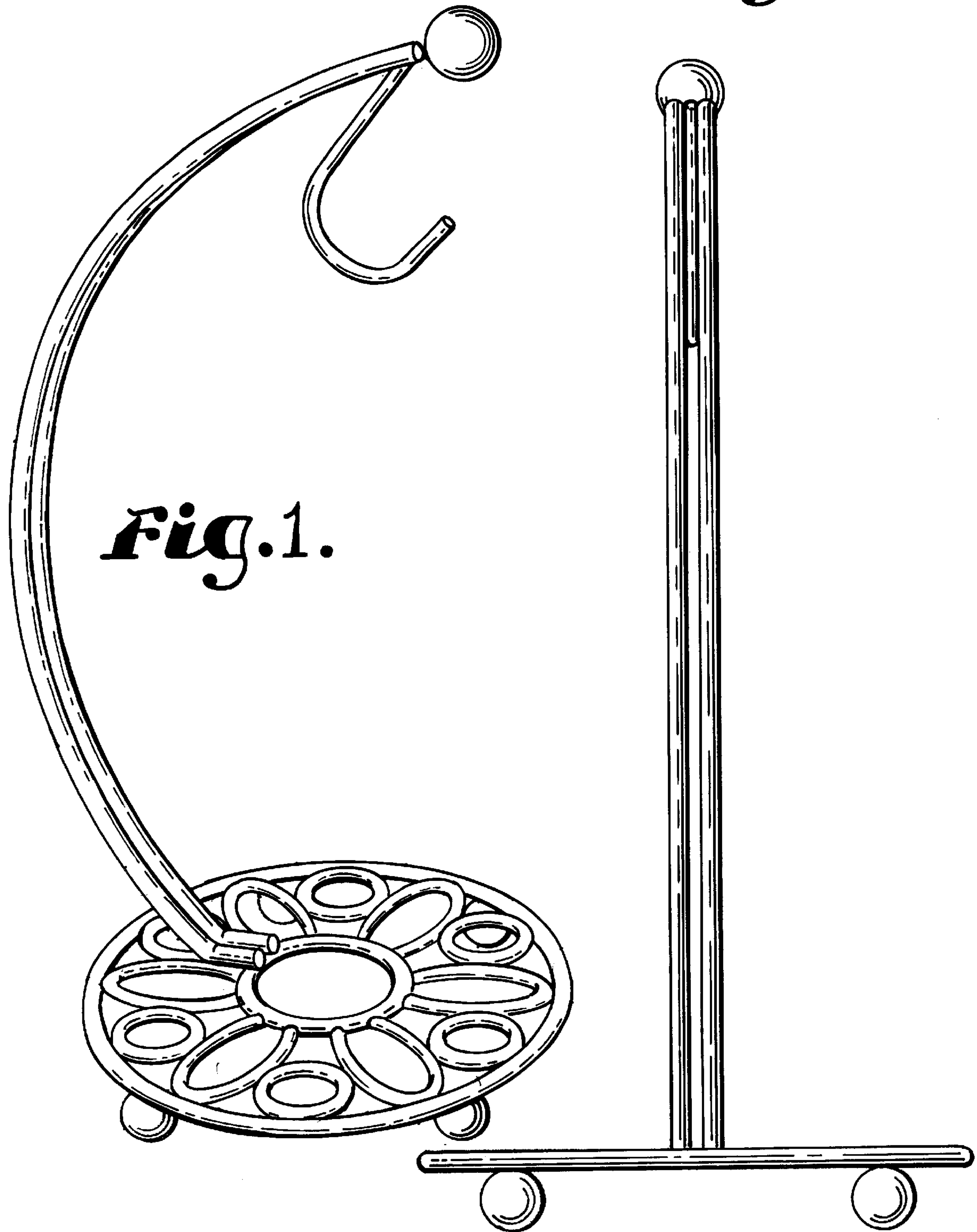


Fig. 4.




Fig. 3.

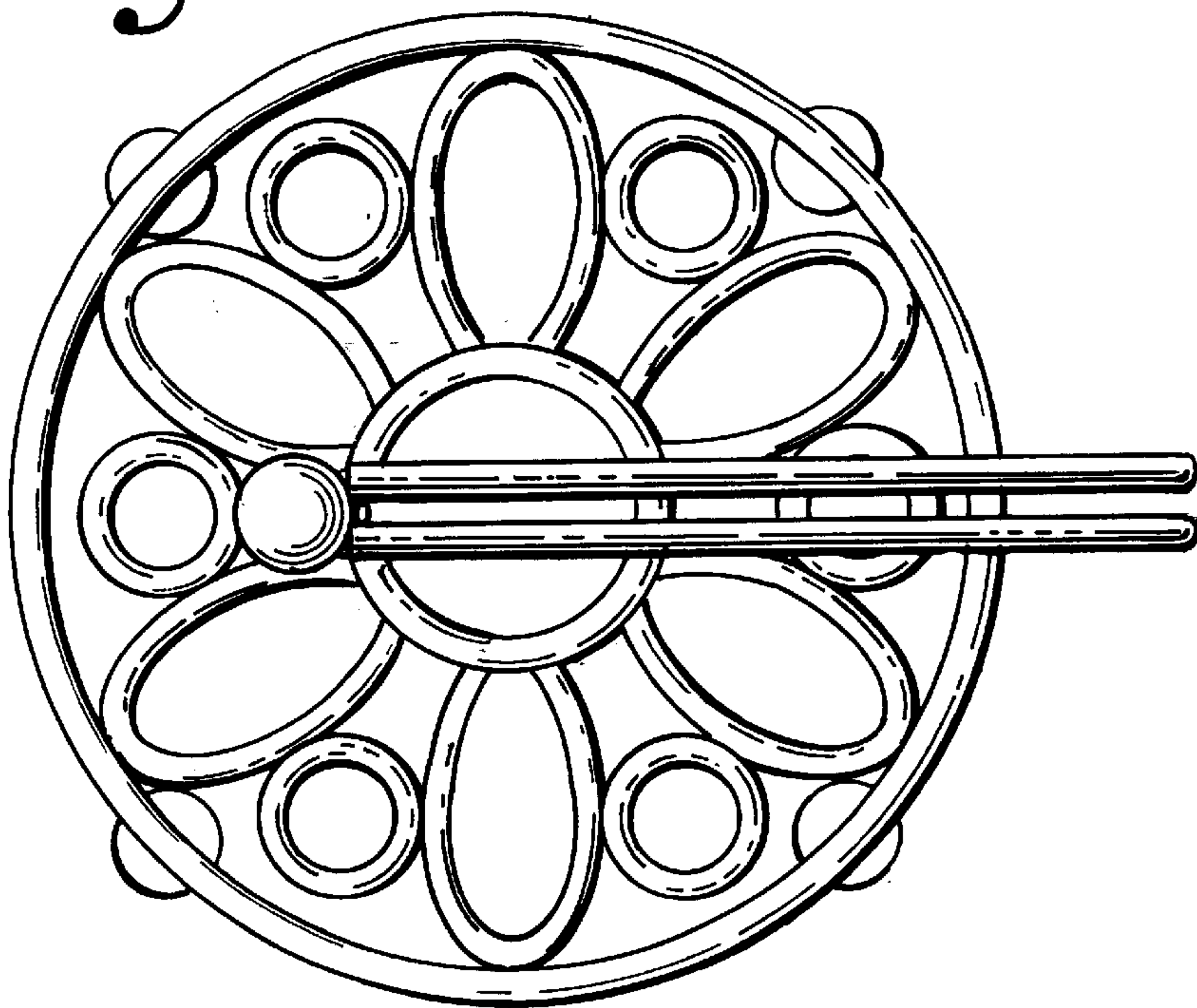


Fig. 5.




Fig. 6.

