



US00D479084S

(12) **United States Design Patent**  
**Tweel**

(10) **Patent No.:** **US D479,084 S**

(45) **Date of Patent:** **\*\* Sep. 2, 2003**

(54) **TABLE COVER RUNNER**

(75) **Inventor:** **Donald E. Tweel**, Closter, NJ (US)

(73) **Assignee:** **Tweel Home Furnishings, Inc.**,  
Harrison, NJ (US)

(\*\*) **Term:** **14 Years**

(21) **Appl. No.:** **29/151,379**

(22) **Filed:** **Nov. 5, 2001**

**Related U.S. Application Data**

(62) Division of application No. 29/101,312, filed on Feb. 26, 1999, now Pat. No. Des. 455,929.

(51) **LOC (7) Cl.** ..... **06-13**

(52) **U.S. Cl.** ..... **D6/617**

(58) **Field of Search** ..... D6/610, 612, 613,  
D6/616, 617, 621, 622; D20/42; 108/90;  
154/154, 158, 901; 428/13, 166; 248/346.11

(56) **References Cited**

**U.S. PATENT DOCUMENTS**

D40,707 S	5/1910	Bevan	.....	D6/616
1,332,776 A *	3/1920	Sultanaki	.....	108/90
D79,321 S	9/1929	Baskerville, Jr.	.....	D6/583
D86,276 S	2/1932	Schwarber	.....	D6/616
D122,495 S	9/1940	Marghab	.....	D6/616
D125,523 S	2/1941	Oakley	.....	D6/583
D136,375 S	9/1943	Bloom	.....	D6/616
D159,406 S	7/1950	Brice et al.	.....	D6/617
2,757,478 A *	8/1956	Borland	.....	248/346.11
3,295,577 A *	1/1967	Danielson	.....	108/90
4,674,787 A *	6/1987	DeVera	.....	150/154 X
D293,339 S *	12/1987	Evenson	.....	D20/42 X
D403,547 S	1/1999	Adkins	.....	D6/582

**OTHER PUBLICATIONS**

Grammercy Home—America's White Sale Catalog, *Our Exclusive! 'Santa Cloth' With Matching Napkins, Runner And Santa's Hat Chair Toppers*, Fall/Winter 1998, p. 55.

\* cited by examiner

*Primary Examiner*—Louis S. Zarfes

*Assistant Examiner*—Monica A. Weingart

(74) *Attorney, Agent, or Firm*—Woodcock Washburn LLP

(57) **CLAIM**

The ornamental design for a table cover runner, as shown and described.

**DESCRIPTION**

FIG. 1 is a top plan view of a first embodiment of a table cover runner showing my new design, the bottom view being identical thereto;

FIG. 2 is a front elevation view of the table cover runner shown in FIG. 1, the back elevation view being identical thereto;

FIG. 3 is a left elevation view of the table cover runner shown in FIG. 1, the right elevation view being identical thereto;

FIG. 4 is a top plan view of a second embodiment of a table cover runner showing my new design;

FIG. 5 is a front elevation view of the table cover runner shown in FIG. 4, the back elevation view being identical thereto;

FIG. 6 is a left elevation view of the table cover runner shown in FIG. 4, the right elevation view being identical thereto;

FIG. 7 is a bottom view of the table cover runner shown in FIG. 4,



FIG. 8 is a top plan view of a third embodiment of a table cover runner showing my new design, the third embodiment being red with white trim;


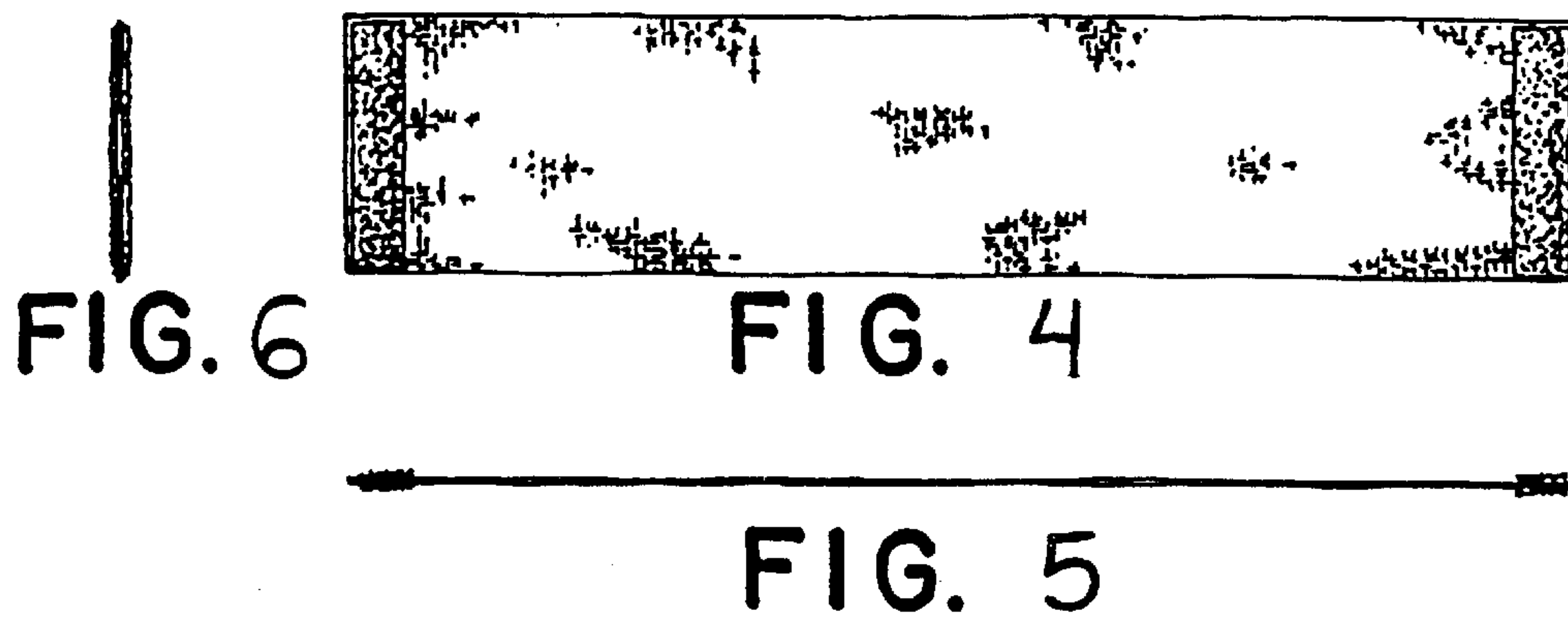
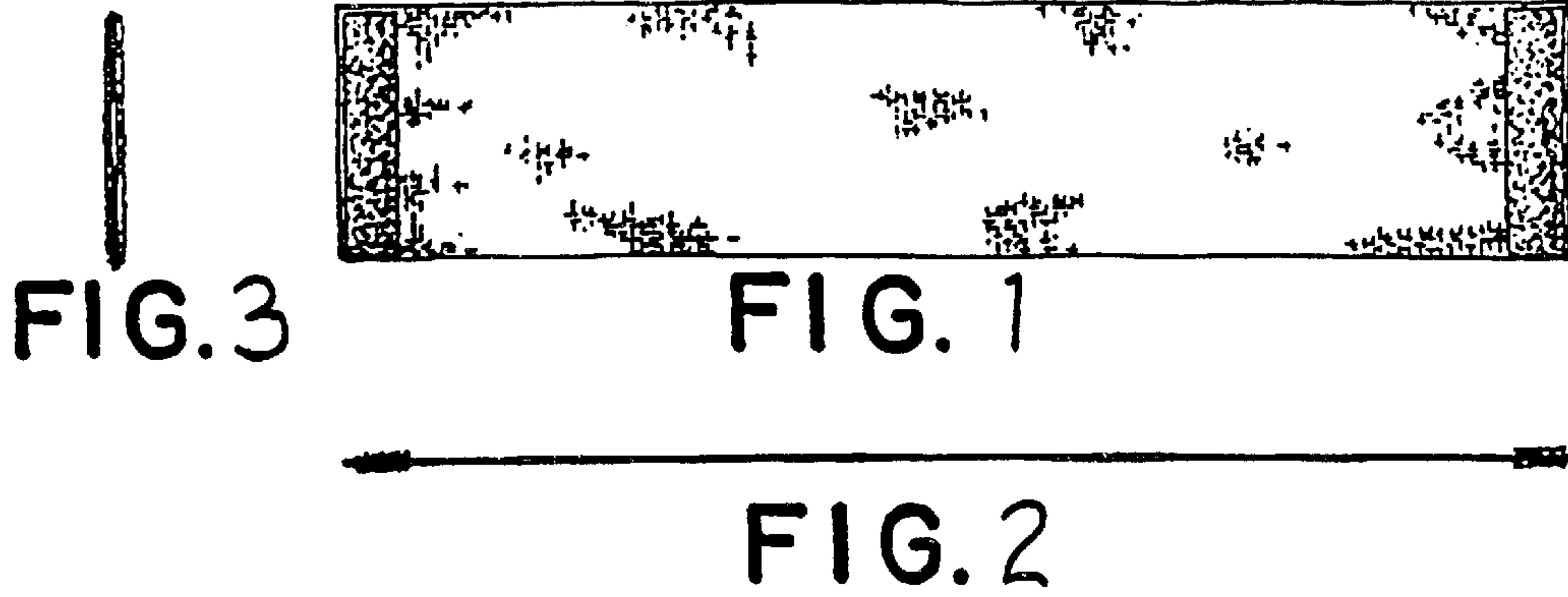
FIG. 9 is a front elevation view of the table cover runner shown in FIG. 8, the back elevation view being identical thereto;

FIG. 10 is a left elevation view of the table cover runner shown in FIG. 8, the right elevation view being identical thereto; and,

FIG. 11 is a bottom view of the table cover runner shown in FIG. 8.

**1 Claim, 2 Drawing Sheets**





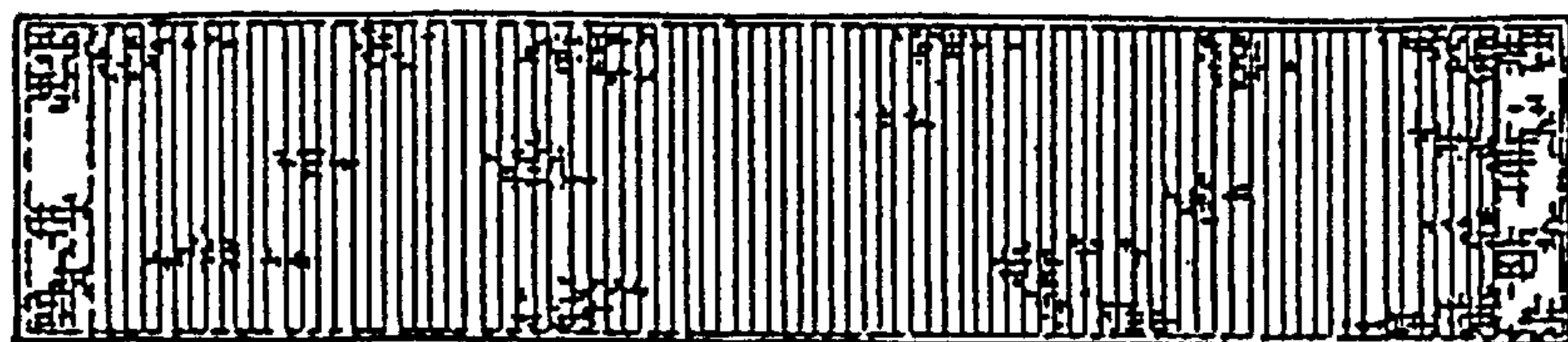
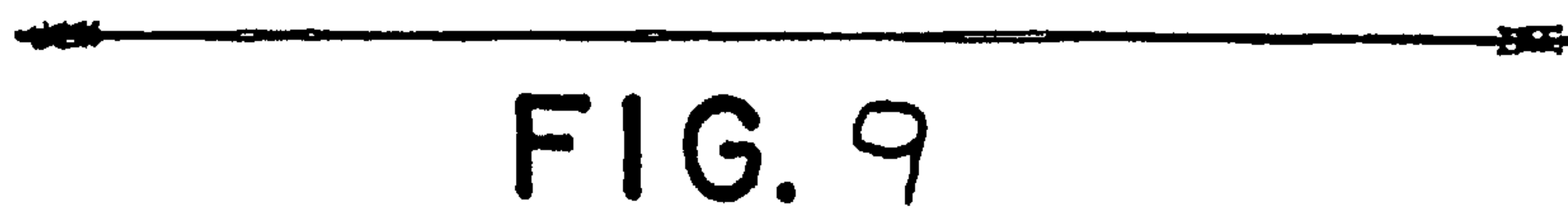
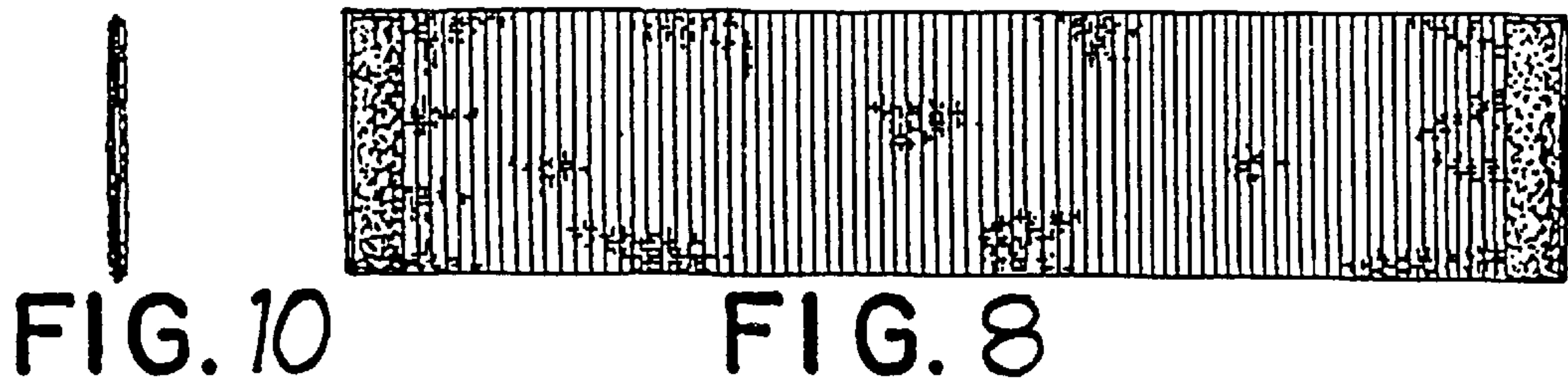


FIG. 11