



US00D479077S

(12) **United States Design Patent**
Ginsburg

(10) **Patent No.:** **US D479,077 S**

(45) **Date of Patent:** **** Sep. 2, 2003**

(54) **HOCKEY PUCK DISPLAY**

(76) Inventor: **Robert P. Ginsburg**, 3571 W.
Ginghamsburg-Frederick Rd., Tipp City,
OH (US) 45371

(**) Term: **14 Years**

(21) Appl. No.: **29/157,740**

(22) Filed: **Mar. 25, 2002**

(51) **LOC (7) Cl.** **08-08**

(52) **U.S. Cl.** **D6/552**

(58) **Field of Search** D6/512, 552, 553,
D6/567, 569; D3/254, 257, 904; 206/315.1,
315.9; 211/13.1, 14, 71.01, 75, 86.01, 87.01,
90.04, 125, 134; 248/309.1, 314

(56) **References Cited**

U.S. PATENT DOCUMENTS

D169,674 S	*	5/1953	Hyams	D6/552
3,136,419 A	*	6/1964	Ruderian	206/315.9
D247,272 S	*	2/1978	Putt et al.	D6/552
5,377,828 A		1/1995	Jaroshewich		
D380,027 S	*	6/1997	Ferguson	D6/552 X
D417,979 S		12/1999	Evans		
D422,825 S		4/2000	Hoffmann		

OTHER PUBLICATIONS

Internet site www.sportcases.com, advertisement of a 4-puck display case, printed on Feb. 18, 2002, copyrighted 2001-2002.

Internet site www.memorylnsports.com, advertisement of 1-puck, 2-puck and 3-puck display case, printed on Feb. 18, 2002.

* cited by examiner

Primary Examiner—Brian N. Vinson
(74) *Attorney, Agent, or Firm*—Taft, Stettinius & Hollister LLP

(57) **CLAIM**

I claim the ornamental design for a hockey puck display, as shown and described.

DESCRIPTION

FIG. 1 is an elevated perspective view a hockey puck display, showing my new design;

FIG. 2 is a frontal view thereof;

FIG. 3 is a rear view thereof;

FIG. 4 is an underneath view thereof;

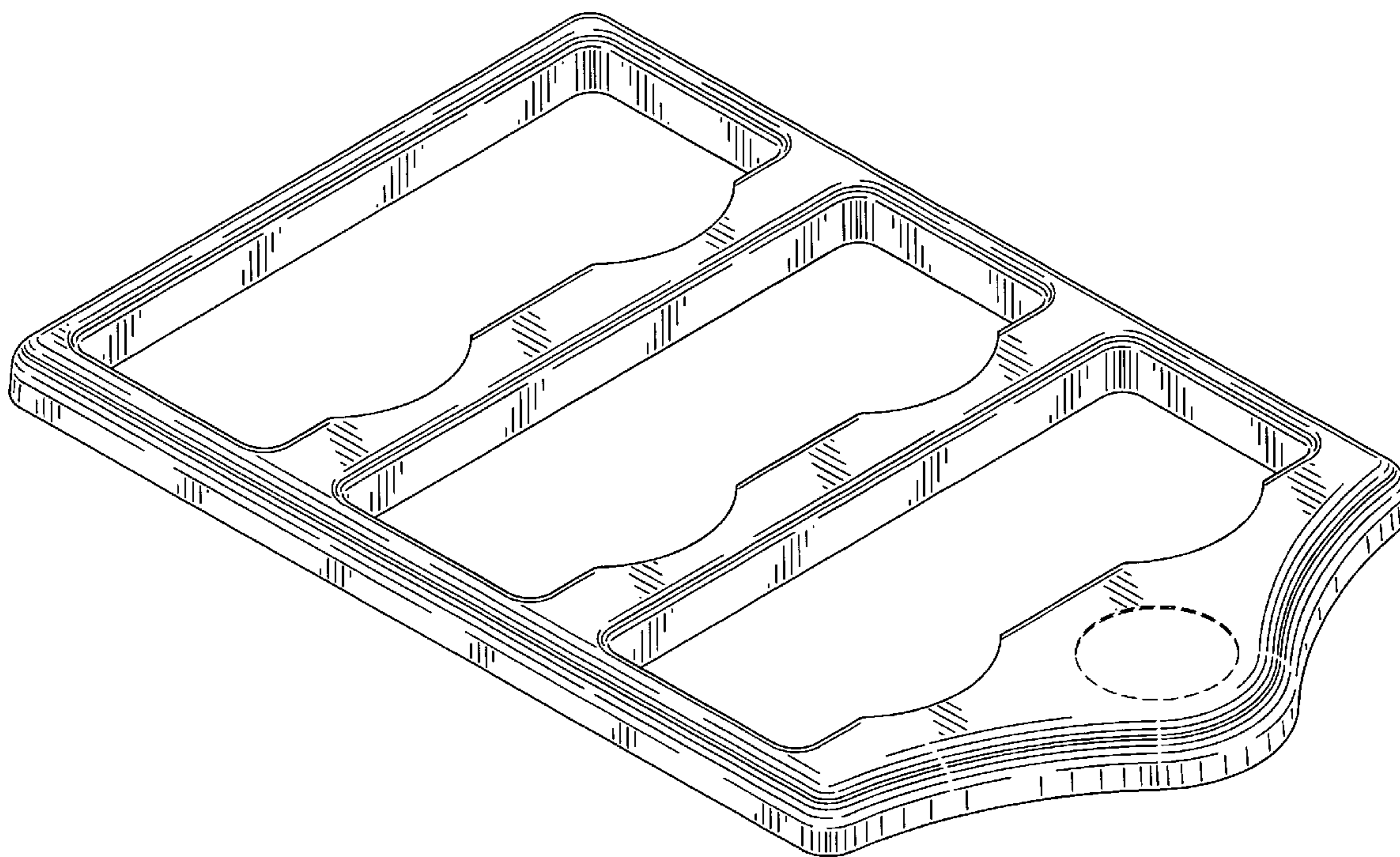
FIG. 5 is an overhead view thereof;

FIG. 6 is a right side view thereof; and,

FIG. 7 is a left side view thereof.

The broken-line disclosure in the views forms no part of the claimed design.

1 Claim, 5 Drawing Sheets



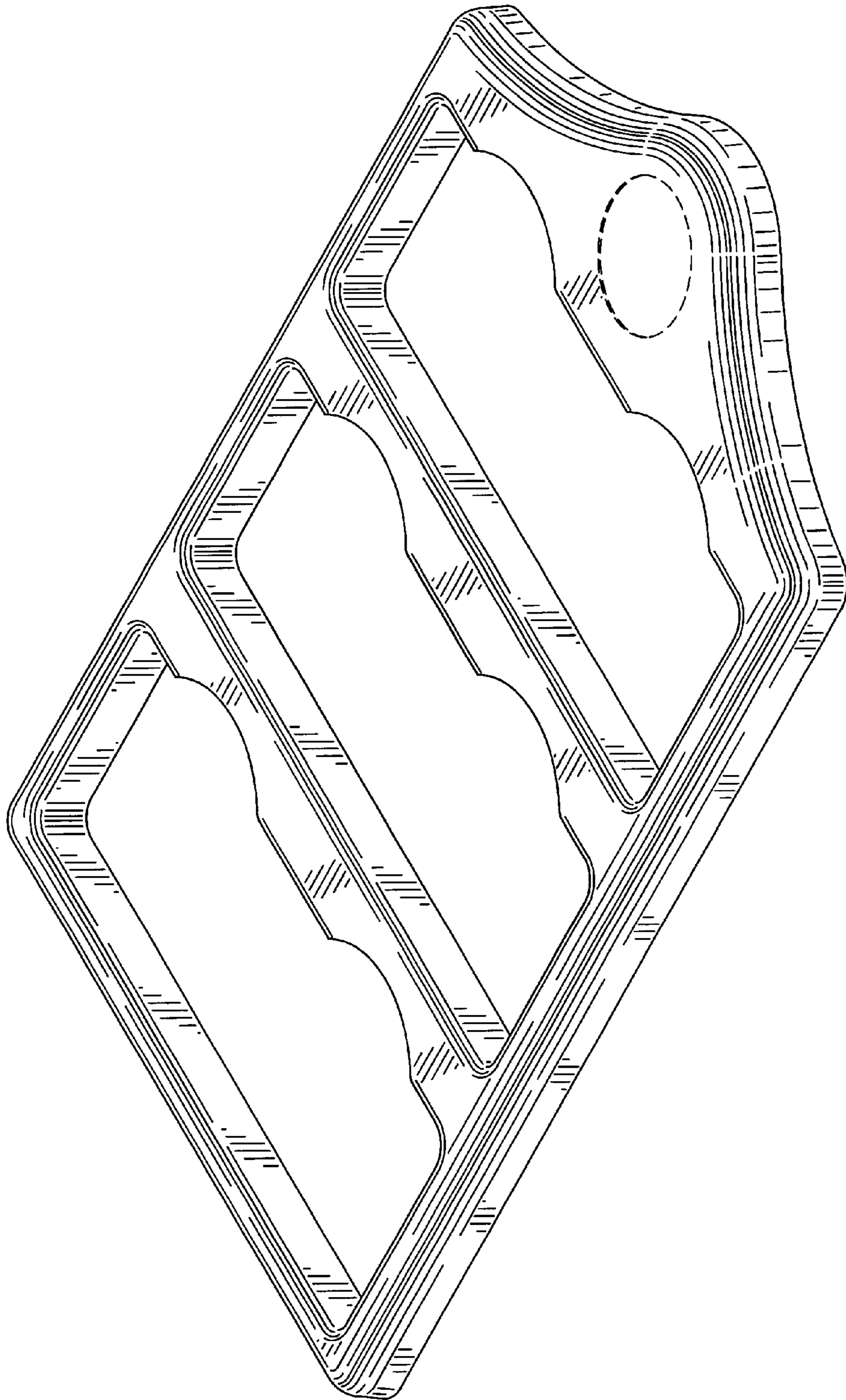


FIG. 1

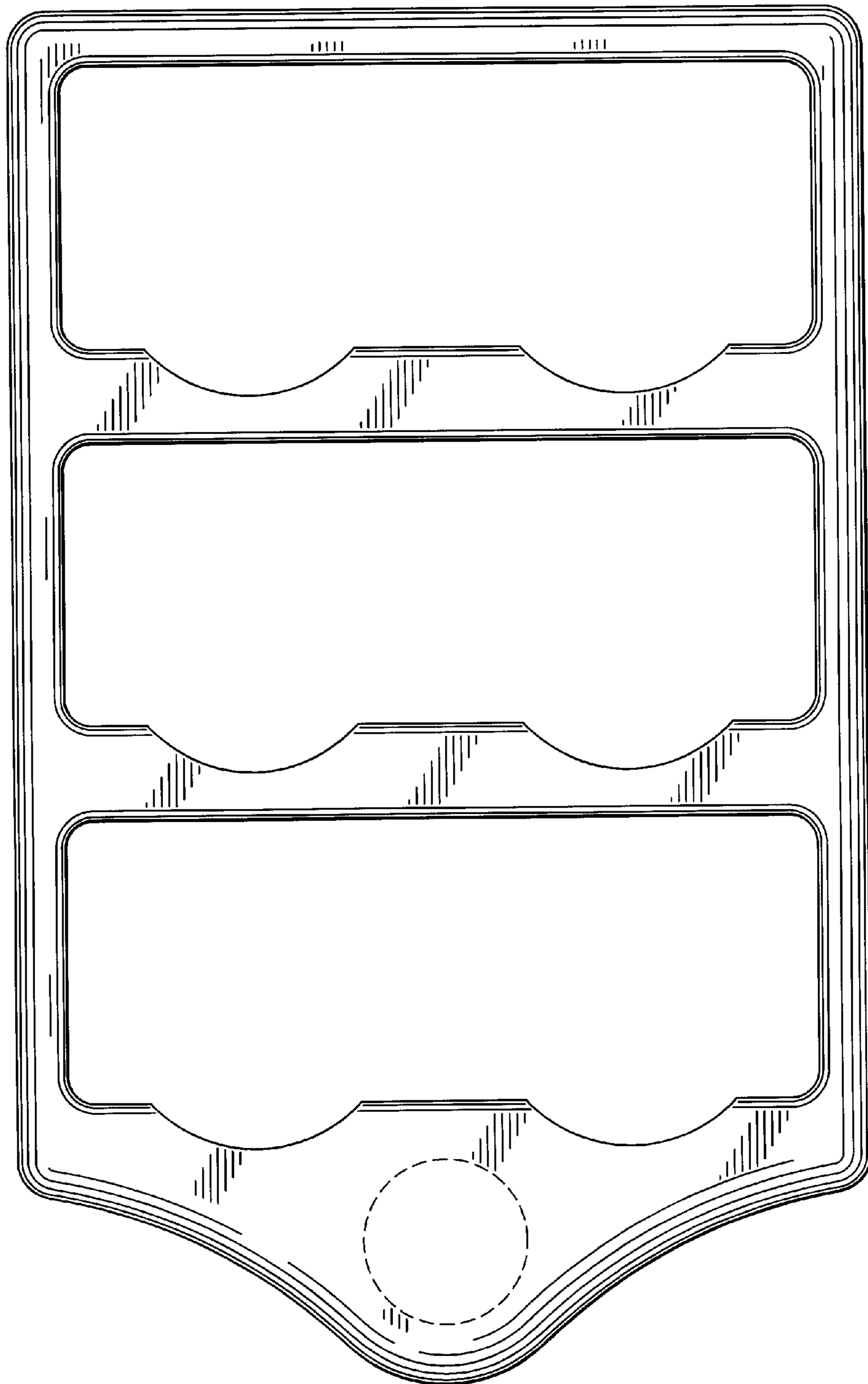


FIG. 2

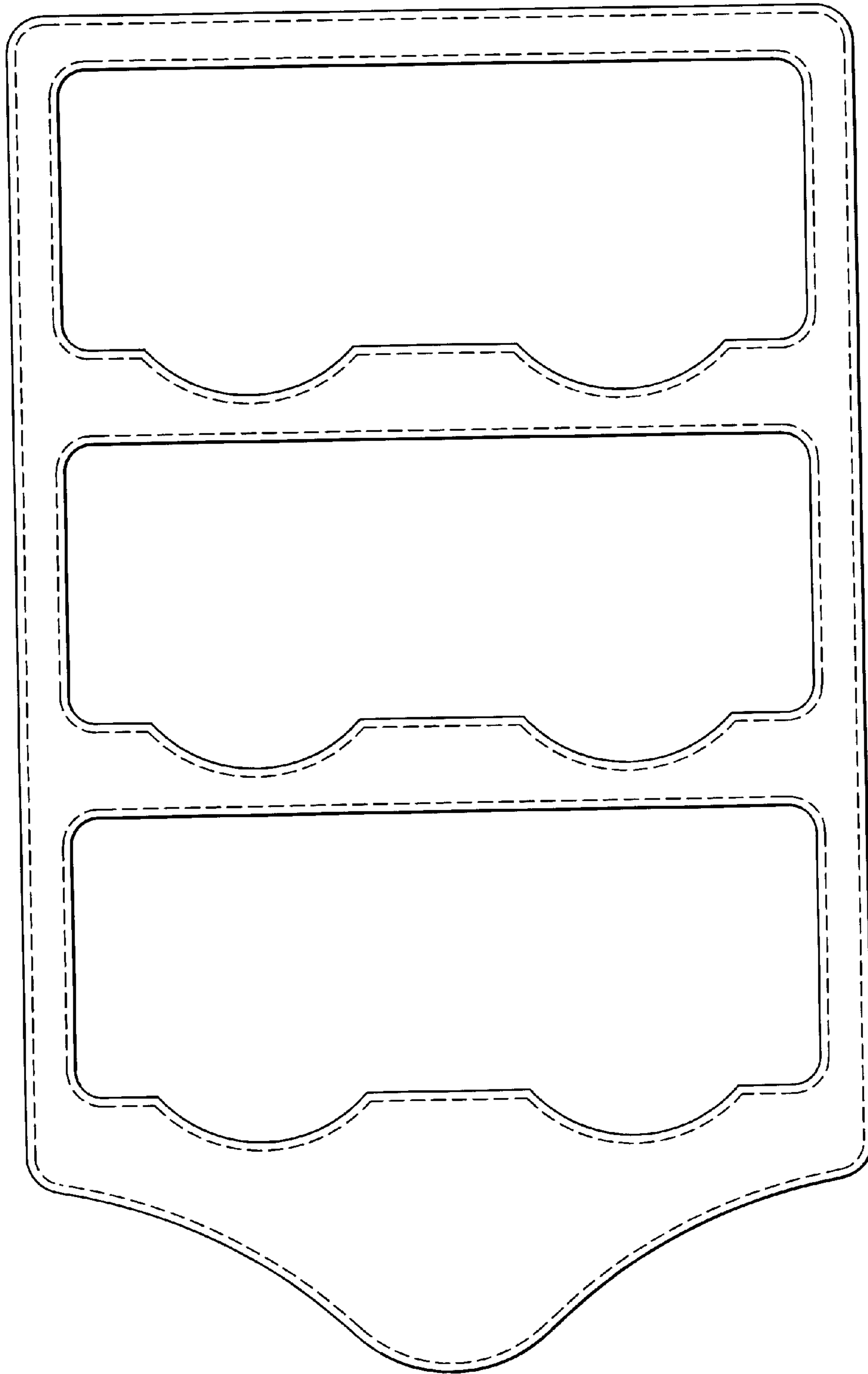


FIG. 3

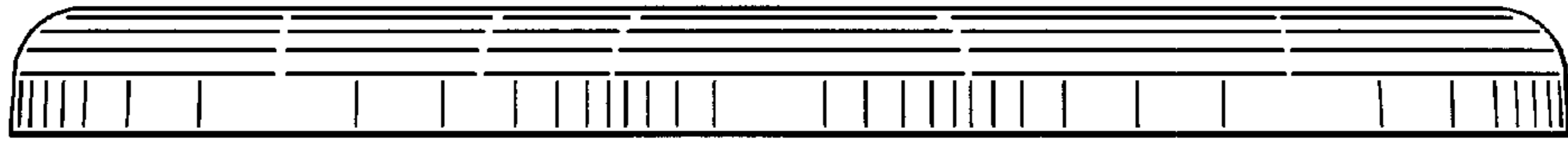


FIG. 4




FIG. 5

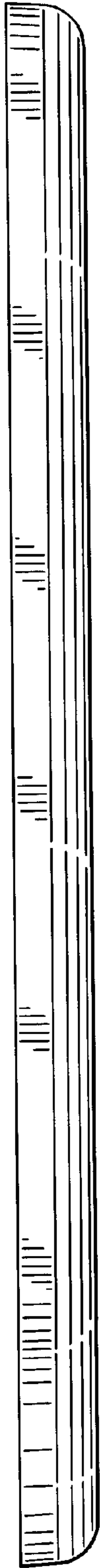


FIG. 6

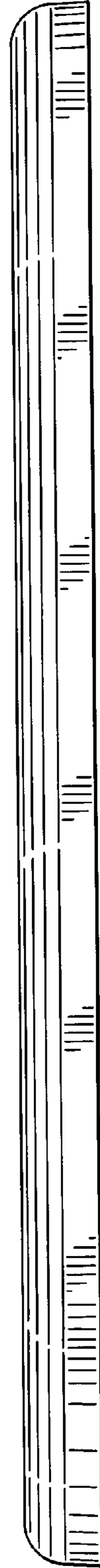


FIG. 7