



US00D479069S

(12) **United States Design Patent**
Lenger

(10) **Patent No.:** **US D479,069 S**

(45) **Date of Patent:** **** Sep. 2, 2003**

(54) **INTERIORLY AND EXTERIORLY CARVED LOWER BED CANOPY APRON SECTION**

(75) Inventor: **Sidney A. Lenger**, Kernersville, NC (US)

(73) Assignee: **Schottenstein Stores Corporation**, Columbus, OH (US)

(**) Term: **14 Years**

(21) Appl. No.: **29/161,891**

(22) Filed: **Jun. 5, 2002**

(51) **LOC (7) Cl.** **06-06**

(52) **U.S. Cl.** **D6/503; D6/491**

(58) **Field of Search** D6/382, 389, 393-395, D6/491, 575, 579; 5/53.1, 279.1, 280, 281, 907, 113, 121, 414; D25/136, 137

(56) **References Cited**

U.S. PATENT DOCUMENTS

D26,242 S	*	11/1896	Langenbach	D25/136
D90,256 S	*	7/1933	McClure	D6/393
D236,776 S	*	9/1975	Phillips et al.	D6/389
D405,973 S	*	2/1999	Estape et al.	D6/383
D448,947 S	*	10/2001	McDaniel et al.	D6/389

* cited by examiner

Primary Examiner—Janice E. Seeger
(74) *Attorney, Agent, or Firm*—Wood, Herron & Evans L.L.P.

(57) **CLAIM**

The ornamental design for an interiorly and exteriorly carved lower bed canopy apron section, as shown and described.

DESCRIPTION

FIG. 1 is a front elevational view of the exteriorly carved surface of a interiorly and exteriorly carved lower bed canopy apron section, showing my new design;

FIG. 2 is a left-side elevational view thereof;

FIG. 3 is a rear elevational view of a carved lower bed canopy apron section, showing the interiorly carved surface thereof;


FIG. 4 is a right-side elevational view thereof;

FIG. 5 is a bottom plan view thereof; and,

FIG. 6 is a top plan view thereof.

The broken lines shown in the figures for the interiorly and exteriorly carved lower bed canopy apron section are for illustrative purposes only and form no part of the claimed design.

1 Claim, 2 Drawing Sheets



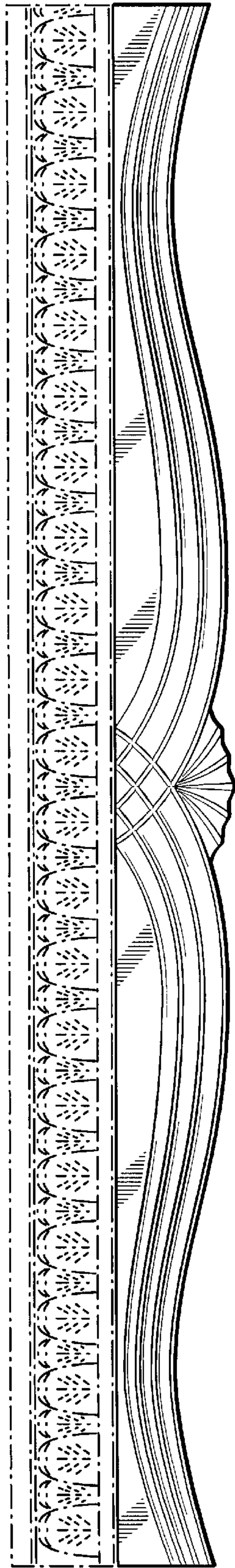


FIG. 1

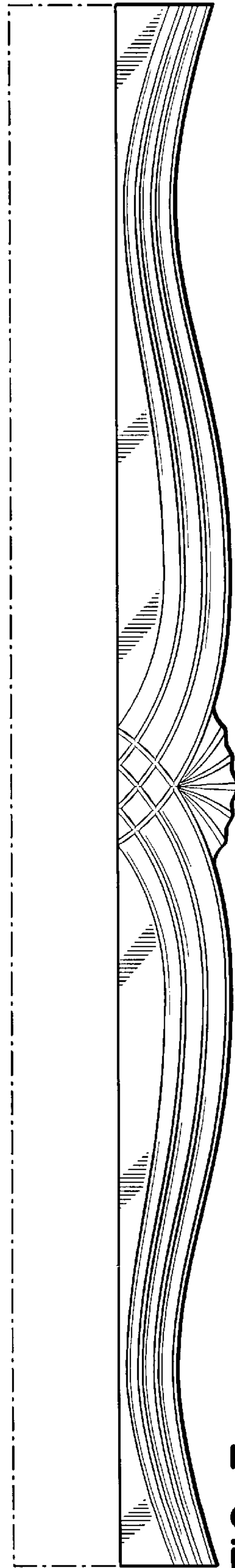


FIG. 3



FIG. 2

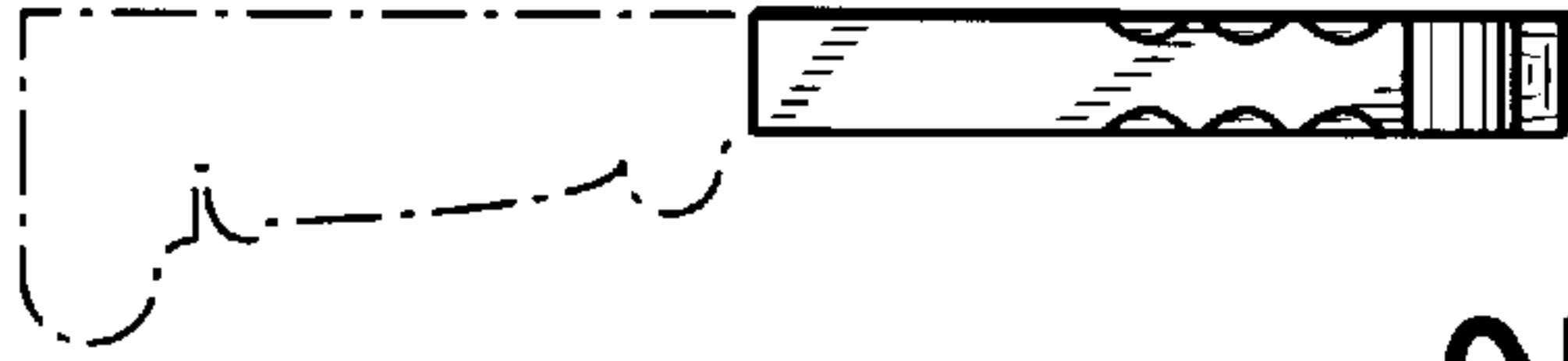


FIG. 4



FIG. 5



FIG. 6