



US00D479058S

(12) **United States Design Patent**  
**Walker**

(10) **Patent No.:** **US D479,058 S**

(45) **Date of Patent:** **\*\* Sep. 2, 2003**

(54) **VANITY CABINET**

(75) Inventor: **David Walker**, Chester, PA (US)

(73) Assignee: **Zenith Products Corp.**, New Castle, DE (US)

(\*\*) Term: **14 Years**

(21) Appl. No.: **29/162,155**

(22) Filed: **Jun. 11, 2002**

(51) **LOC (7) Cl.** ..... **06-04**

(52) **U.S. Cl.** ..... **D6/448; D6/446**

(58) **Field of Search** ..... D6/432, 436-448, D6/524, 559, 561; D23/286; 312/107, 109, 138.1, 198, 199, 204, 228, 257.1, 326

(56) **References Cited**

**U.S. PATENT DOCUMENTS**

D426,736 S	*	6/2000	Winter et al.	.....	D6/561
D437,147 S	*	2/2001	Ungaro	.....	D6/432
D439,095 S	*	3/2001	Harwanko	.....	D6/561
D439,458 S	*	3/2001	Melillo	.....	D6/561
D454,262 S	*	3/2002	Chu et al.	.....	D6/446
D460,637 S	*	7/2002	Grosfillex	.....	D6/446
D461,972 S	*	8/2002	Everett	.....	D6/448
D465,943 S	*	11/2002	Prater et al.	.....	D6/446

**OTHER PUBLICATIONS**

Ikea Catalog, Akurum Kitchen Cabinet, p. 255, 1998.\*

\* cited by examiner

*Primary Examiner*—Cathron C. Brooks

(74) *Attorney, Agent, or Firm*—Edgar A. Zarins; Lloyd D. Doigan

(57) **CLAIM**

The ornamental design for a vanity cabinet, as shown and described.

**DESCRIPTION**

FIG. 1 is a perspective view of a vanity cabinet showing my new design;

FIG. 2 is a front elevational view thereof;

FIG. 3 is a right side view thereof;

FIG. 4 is a left side view thereof;

FIG. 5 is a bottom plan view thereof;

FIG. 6 is a rear elevational view thereof;

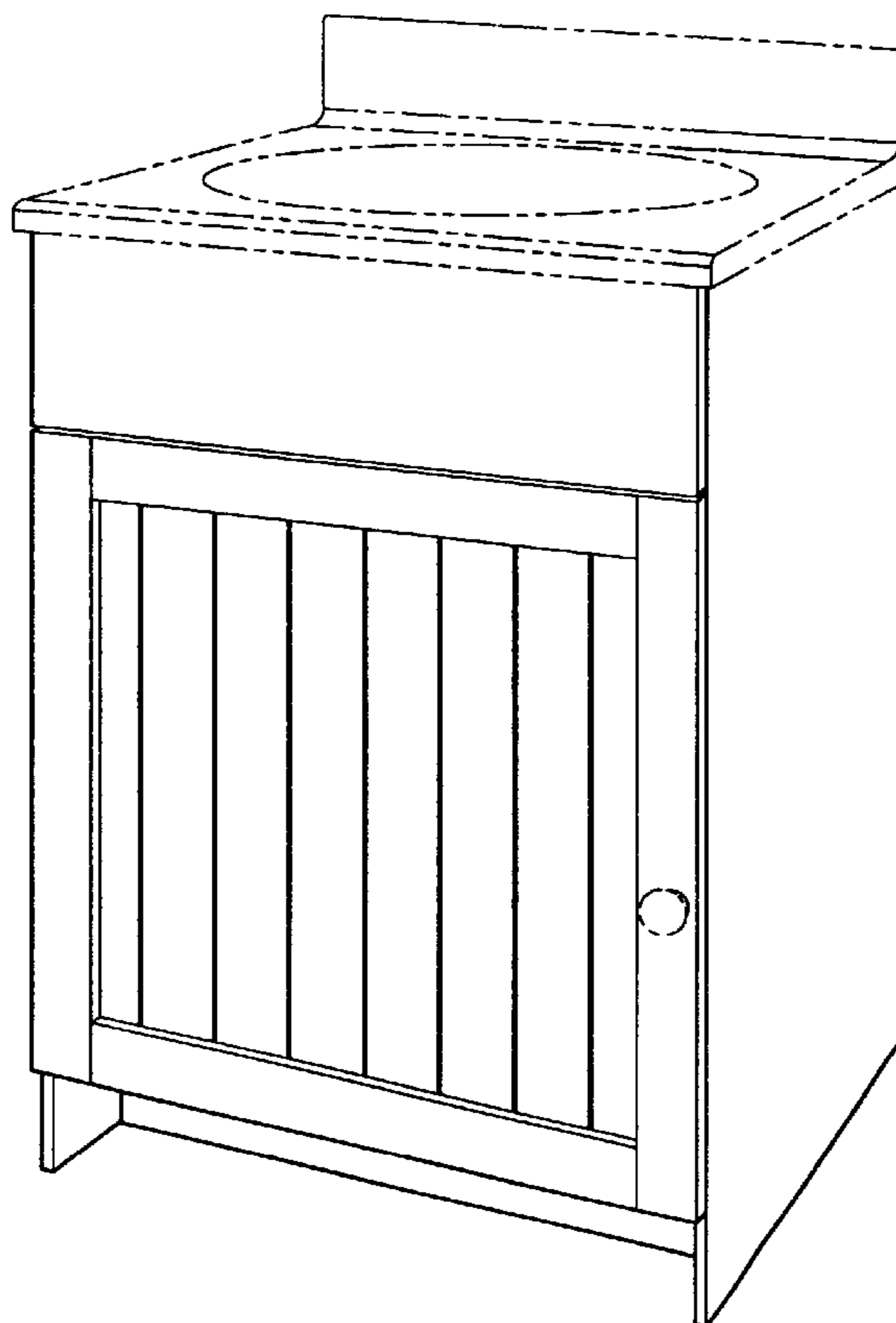
FIG. 7 is a perspective view of a second embodiment thereof;

FIG. 8 is a perspective view of a third embodiment thereof; and,

FIG. 9 is a perspective view of a fourth embodiment thereof.

The broken lines shown are for illustrative purposes only and form no part of the claimed design.

**1 Claim, 5 Drawing Sheets**



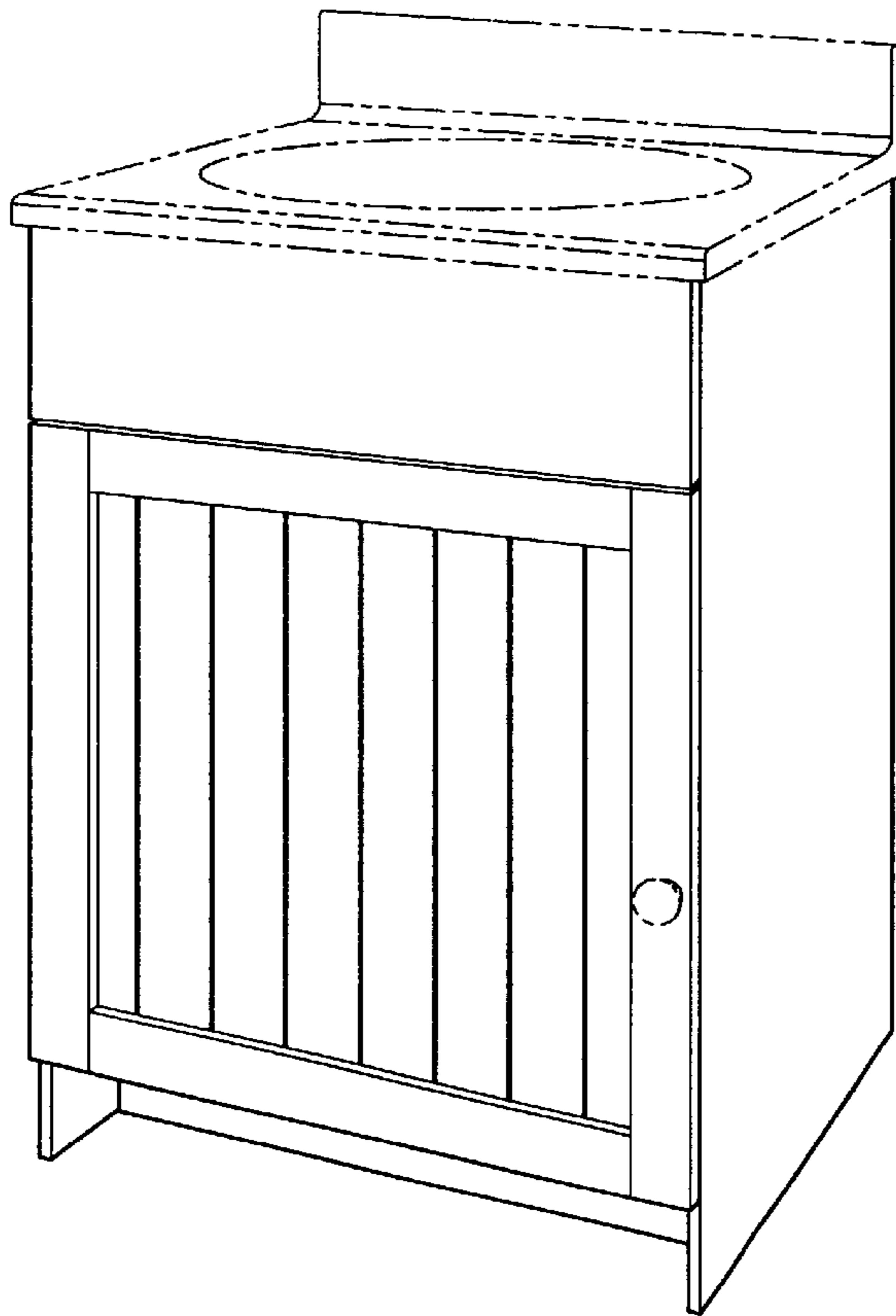


Fig-1

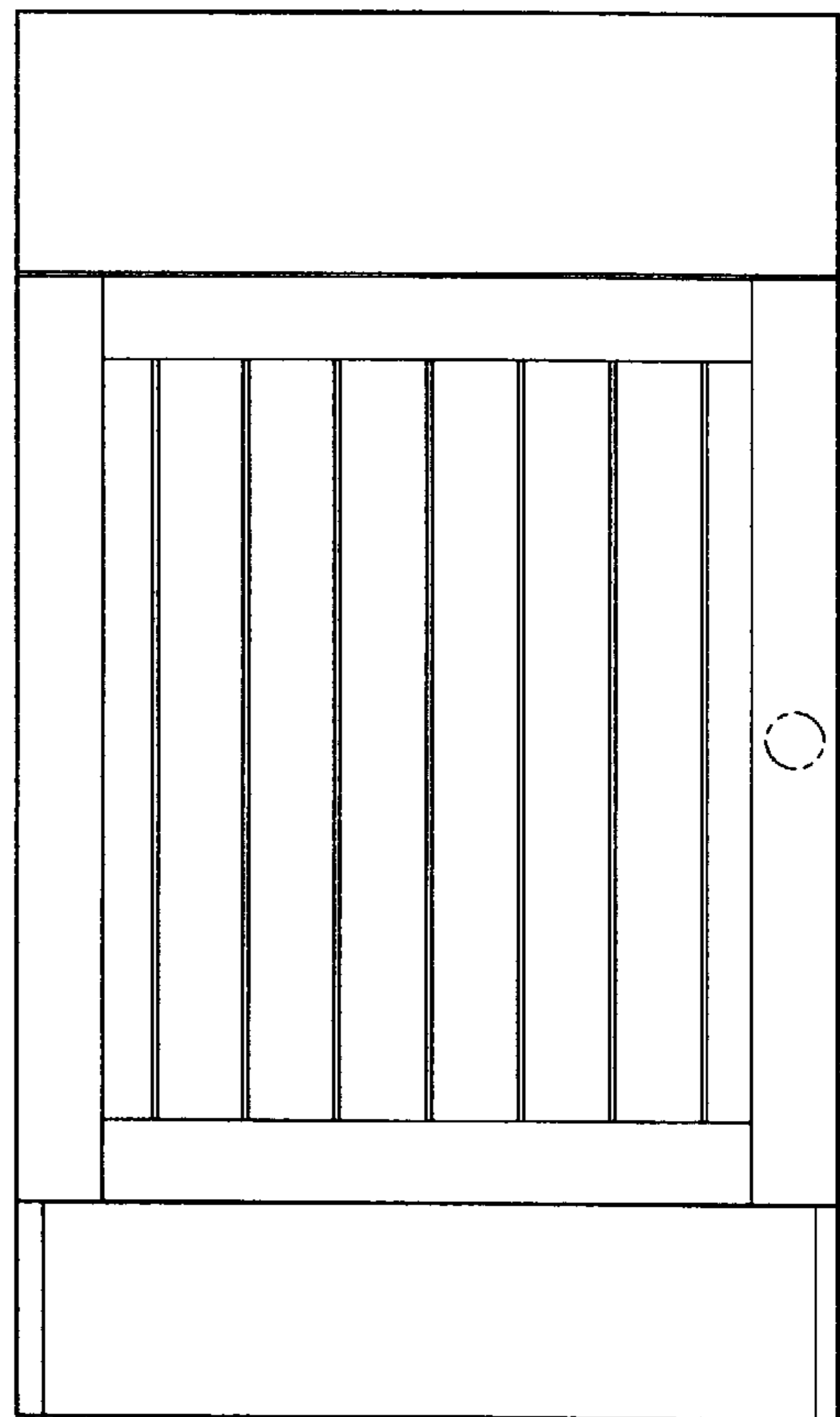


Fig-2




Fig-3




Fig-4




Fig-5




Fig-6

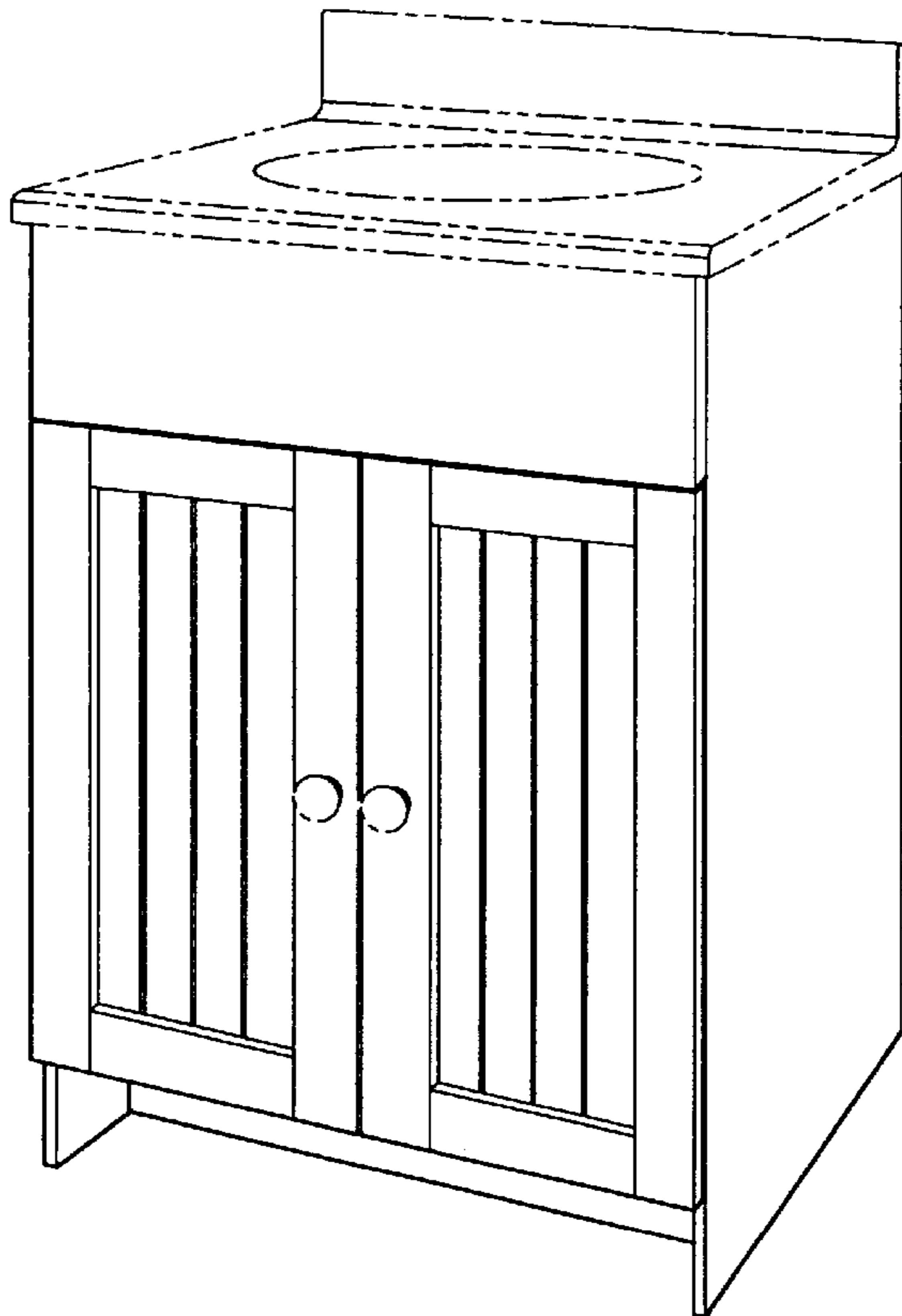


Fig-7

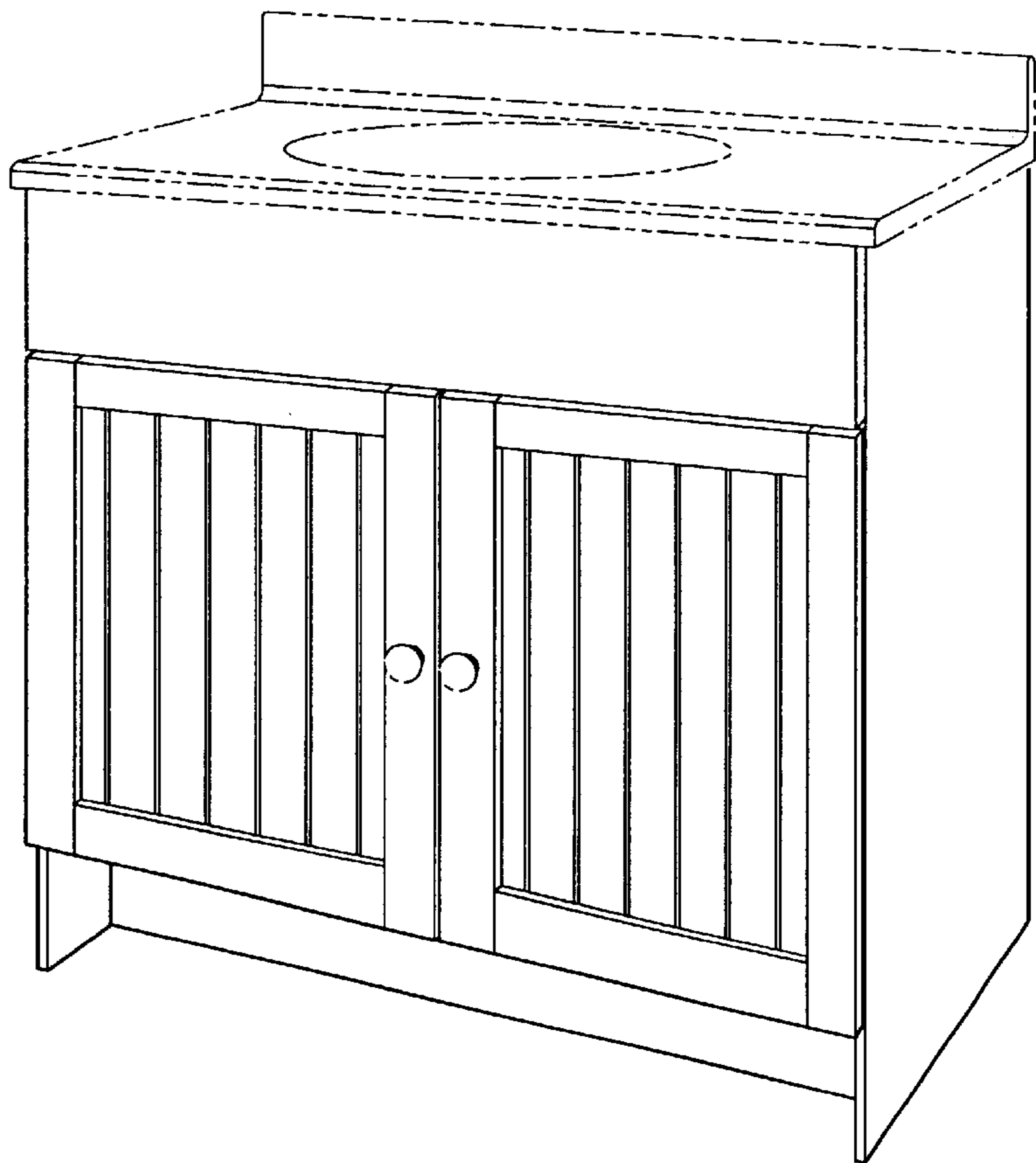


Fig-8




Fig-9