



US00D479046S

(12) **United States Design Patent**
Winkler

(10) **Patent No.:** **US D479,046 S**

(45) **Date of Patent:** **** Sep. 2, 2003**

(54) **TOOTHBRUSH**

(75) **Inventor:** **Till Winkler, Kronberg (DE)**

(73) **Assignee:** **Braun GmbH (DE)**

(**) **Term:** **14 Years**

(21) **Appl. No.:** **29/159,602**

(22) **Filed:** **Apr. 24, 2002**

(30) **Foreign Application Priority Data**

Oct. 29, 2001 (DE) 4 01 09 454

(51) **LOC (7) Cl.** **04-02**

(52) **U.S. Cl.** **D4/104; D4/101**

(58) **Field of Search** D4/101, 104-112;
15/105, 106, 167.1, 176.1, 143.1, 167.2,
176.2-176.6, 185, 172, 186, 187, 159.1,
207.2, 160; 601/139, 141

(56) **References Cited**

U.S. PATENT DOCUMENTS

- 4,875,248 A * 10/1989 Kent 15/143.1
- 5,524,312 A 6/1996 Tan et al.
- D434,563 S * 12/2000 Lim et al. D4/104
- 6,308,367 B1 10/2001 Beals et al.

- 6,360,395 B2 3/2002 Blaustein et al.
- D458,030 S 6/2002 Blaustein et al.
- D459,081 S 6/2002 Eliav et al.
- D462,173 S 9/2002 Eliav et al.

FOREIGN PATENT DOCUMENTS

- EP 0 765 642 2/2002
- GB 3002853 5/2002
- KR 2001-0003895 1/2001

* cited by examiner

Primary Examiner—Holly Baynham

(74) *Attorney, Agent, or Firm*—Fish & Richardson PC

(57) **CLAIM**

The ornamental design for a toothbrush, as shown and described.

DESCRIPTION

FIG. 1 is a front perspective view of the toothbrush;
 FIG. 2 is a left side view of the toothbrush;
 FIG. 3 is a front side view of the toothbrush;
 FIG. 4 is a right side view of the toothbrush;
 FIG. 5 is a rear side view of the toothbrush;
 FIG. 6 is a bottom plan view of the toothbrush; and,
 FIG. 7 is a top plan view of the toothbrush.

1 Claim, 3 Drawing Sheets

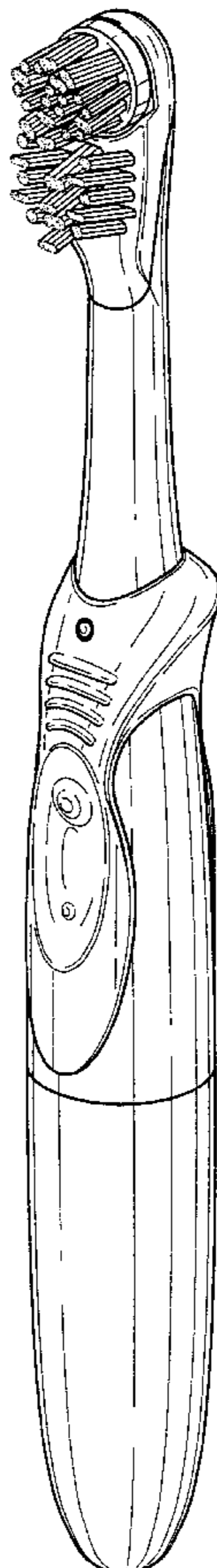


Fig. 1

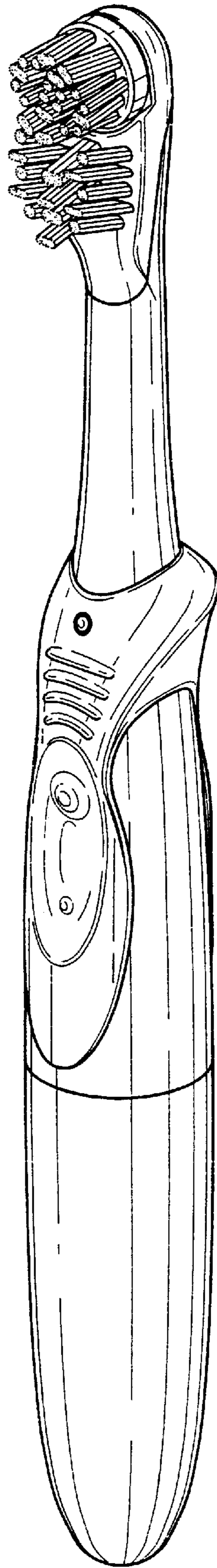


Fig. 2

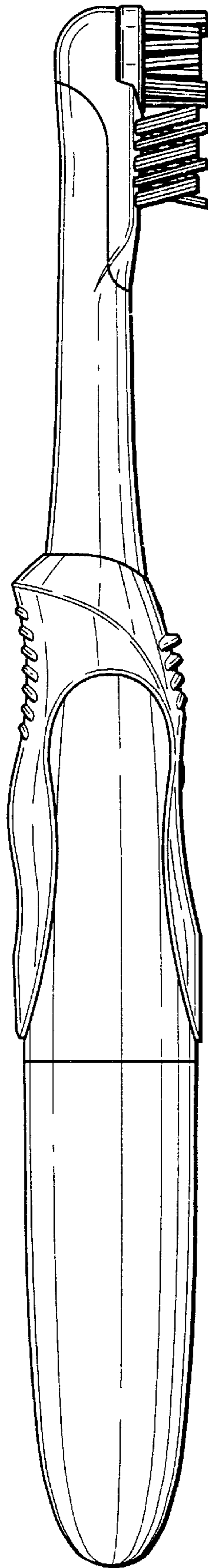


Fig. 3

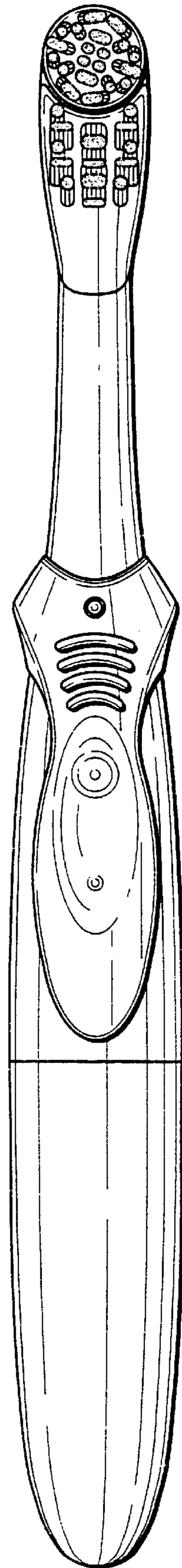


Fig. 4

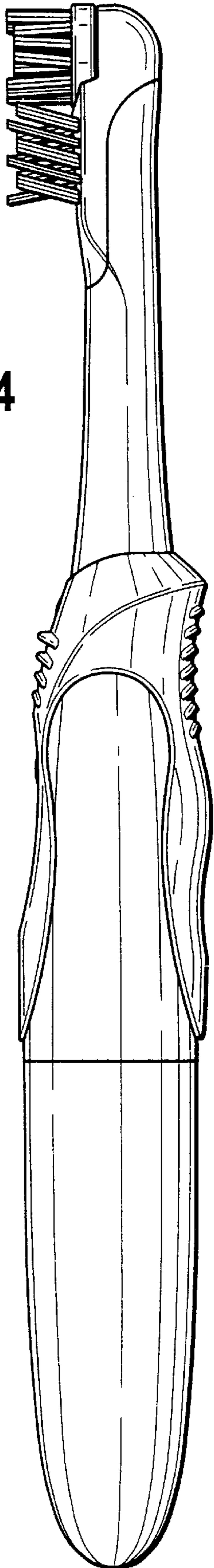


Fig. 5

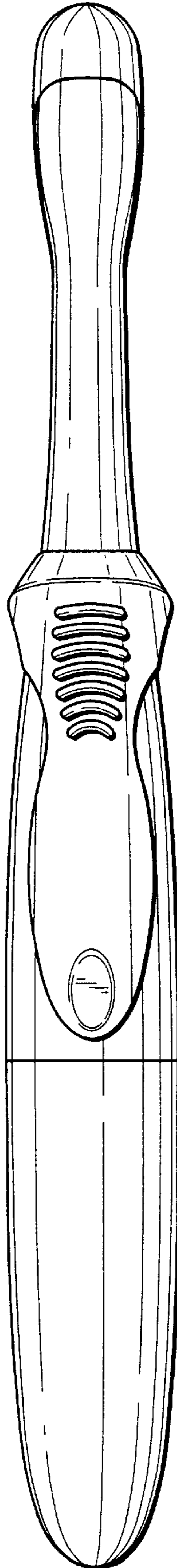


Fig. 6




Fig. 7

