



US00D479031S

(12) **United States Design Patent**
Hostetler

(10) **Patent No.:** **US D479,031 S**

(45) **Date of Patent:** **** Aug. 26, 2003**

(54) **MAILBOX FLAG**

(76) **Inventor:** **Jacob T. Hostetler**, 8098 S. Apple
Creek Rd., Fredericksburg, OH (US)
44627

(**) **Term:** **14 Years**

(21) **Appl. No.:** **29/165,397**

(22) **Filed:** **Aug. 9, 2002**

(51) **LOC (7) Cl.** **99-00**

(52) **U.S. Cl.** **D99/29**

(58) **Field of Search** D99/29, 30, 31,
D99/32; D20/10; 232/17, 33, 34, 35, 36,
37, 38; 40/541, 584, 586, 572; D11/63,
84, 95, 115, 117, 151; D2/871

(56) **References Cited**

U.S. PATENT DOCUMENTS

829,372 A	8/1906	Eichhorn	
D118,711 S	1/1940	Poole	
D222,185 S	* 10/1971	Levine	D99/29
3,767,111 A	10/1973	Pattengill	
4,588,123 A	5/1986	Plew	
4,660,757 A	4/1987	Hicks	
4,813,595 A	3/1989	Johns, Jr. et al.	
D301,928 S	* 6/1989	Hogge	D99/29
D314,054 S	1/1991	Meyer	
5,035,356 A	7/1991	Granger	
D331,481 S	12/1992	Barlow	
D337,414 S	* 7/1993	Regan	D99/29

D340,570 S	* 10/1993	Gray	D2/871
D348,969 S	* 7/1994	Barbour	D99/30
D354,611 S	1/1995	Hazlett	
5,445,317 A	* 8/1995	Sokolowski	232/34
D390,328 S	2/1998	Barton, Jr.	
D402,783 S	12/1998	Lamolinara	
D424,276 S	* 5/2000	Bolden	D99/29
D426,934 S	* 6/2000	Powell et al.	D99/30
D427,412 S	6/2000	Klein	
6,223,982 B1	5/2001	Dunn	
D446,379 S	* 8/2001	Taylor	D99/29

* cited by examiner

Primary Examiner—Paula A. Mortimer

(74) *Attorney, Agent, or Firm*—Renner, Kenner, Greive,
Bobak, Taylor & Weber

(57) **CLAIM**

The ornamental design for a mailbox flag, as shown and described.

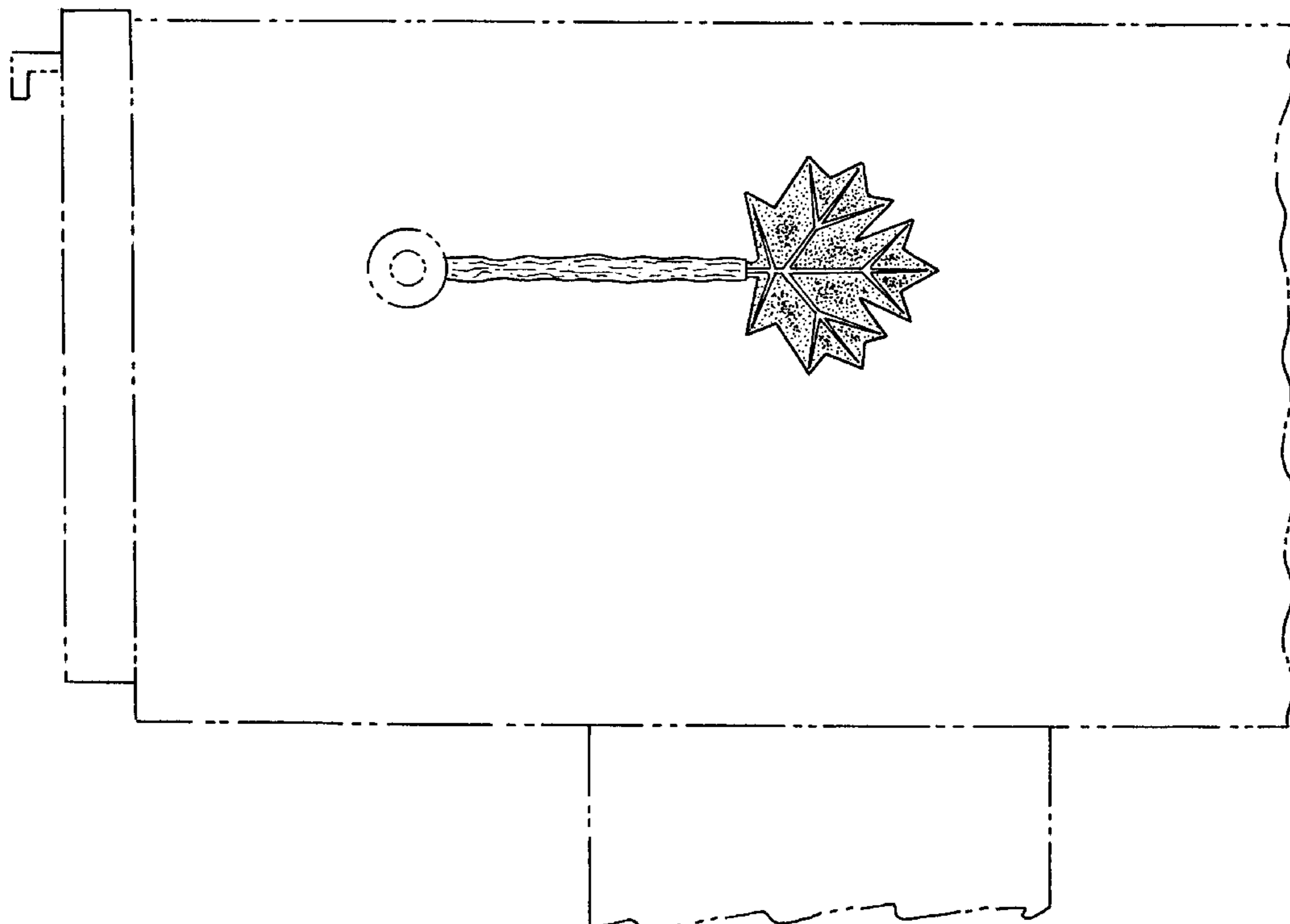
DESCRIPTION

FIG. 1 is a right side elevational view of a mailbox flag showing my new design in a down or “no mail” position, the broken lines are for illustrative purposes only and form no part of the claimed design, the undisclosed left side is not part of the claimed design;

FIG. 2 is a right side elevational view similar to FIG. 1 but with the flag in the up “mail delivered” position; and,

FIG. 3 is a front elevational view of the flag, the rear view being a mirror image thereof.

1 Claim, 3 Drawing Sheets






FIG. - 1




FIG.-2

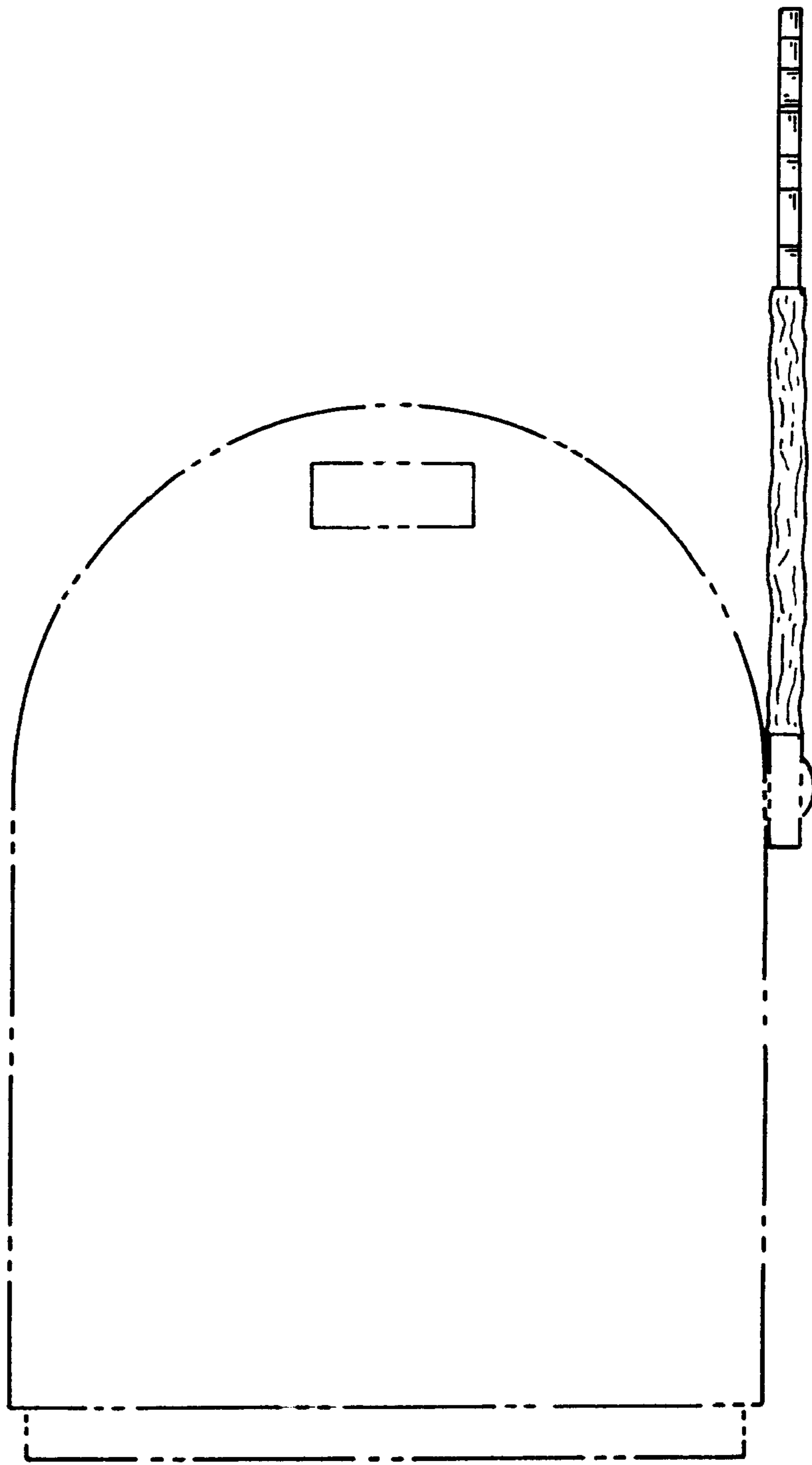


FIG.-3