



US00D479009S

(12) **United States Design Patent**  
**Pappas**

(10) **Patent No.:** **US D479,009 S**

(45) **Date of Patent:** **\*\* Aug. 26, 2003**

(54) **CANDLE**

(75) **Inventor:** **George G. Pappas**, Norwich, OH (US)

(73) **Assignee:** **Lumi-Lite Candle Company, Inc.**,  
Norwich, OH (US)

(\*) **Notice:** This patent is subject to a terminal disclaimer.

(\*\*) **Term:** **14 Years**

(21) **Appl. No.:** **29/148,889**

(22) **Filed:** **Sep. 27, 2001**

(51) **LOC (7) Cl.** ..... **26-04**

(52) **U.S. Cl.** ..... **D26/6**

(58) **Field of Search** ..... D26/6, 7; 431/288,  
431/291, 125-6

(56) **References Cited**

**U.S. PATENT DOCUMENTS**

2,541,725	A	*	2/1951	Sundell	.....	431/126
D458,394	S	*	6/2002	Leeds	.....	D26/6
D459,820	S	*	7/2002	Leeds	.....	D26/6

**OTHER PUBLICATIONS**

Easy-To-Make candles 1979 layered candles.\*

\* cited by examiner

*Primary Examiner*—Robin V. Taylor

(74) *Attorney, Agent, or Firm*—Frank H. Foster; Kremblas, Foster, Phillips & Pollick

(57) **CLAIM**

The ornamental design for a candle, as shown.

**DESCRIPTION**

FIG. 1 is a view in perspective of a candle showing my new design.

FIG. 2 is a front view thereof.

FIG. 3 is a side view thereof.

FIG. 4 is a top view thereof.

FIG. 5 is a bottom view thereof.


FIG. 6 is a view in perspective of an alternative embodiment of the invention.

FIG. 7 is a front view of the embodiment of FIG. 6; and,

FIG. 8 is a top view of the embodiment of FIG. 6.

The contrast in shading disclosed on the claimed design is intended to illustrate the surface contrast.

**1 Claim, 2 Drawing Sheets**








FIG. 1

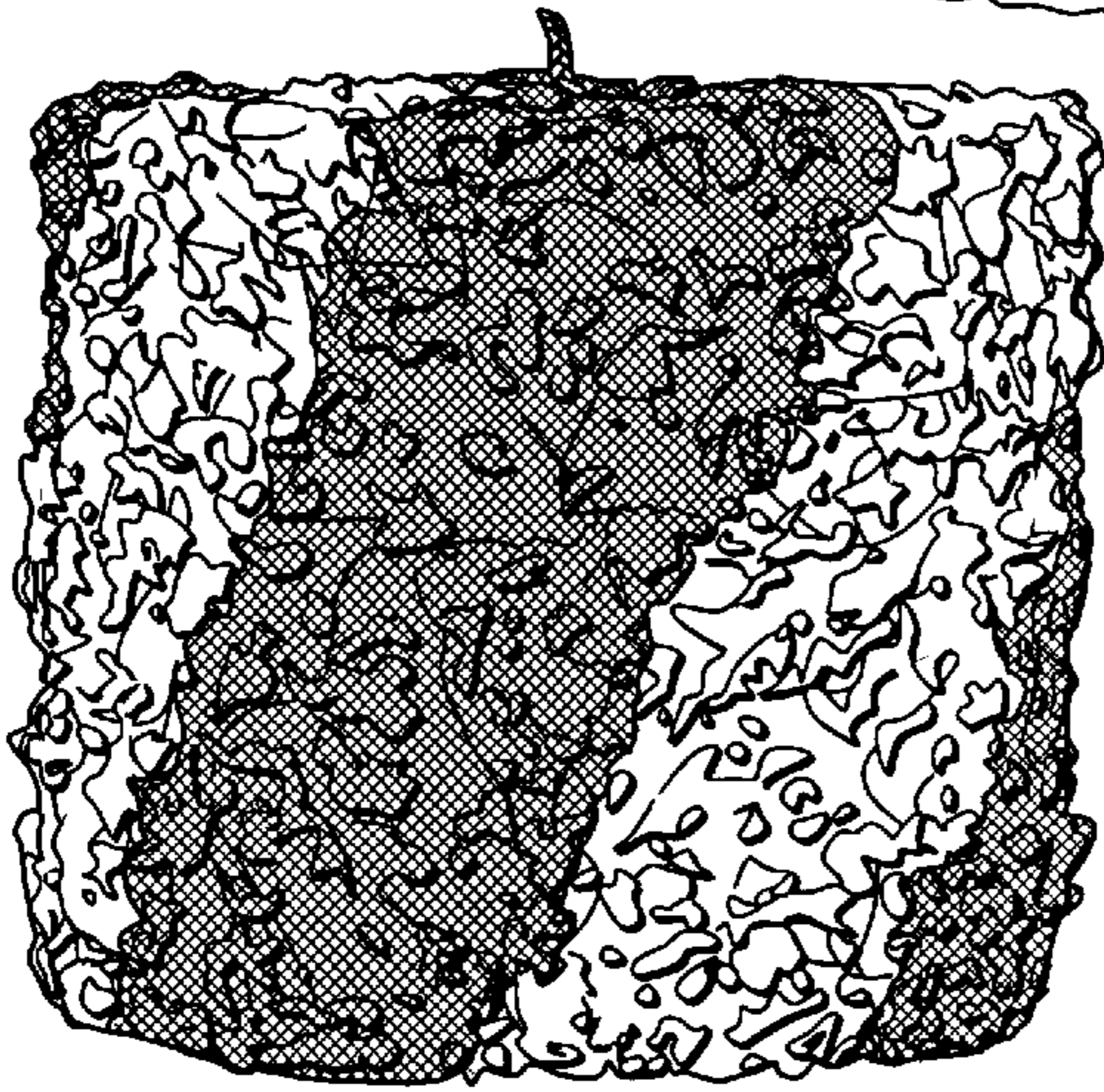


FIG. 2




FIG. 3

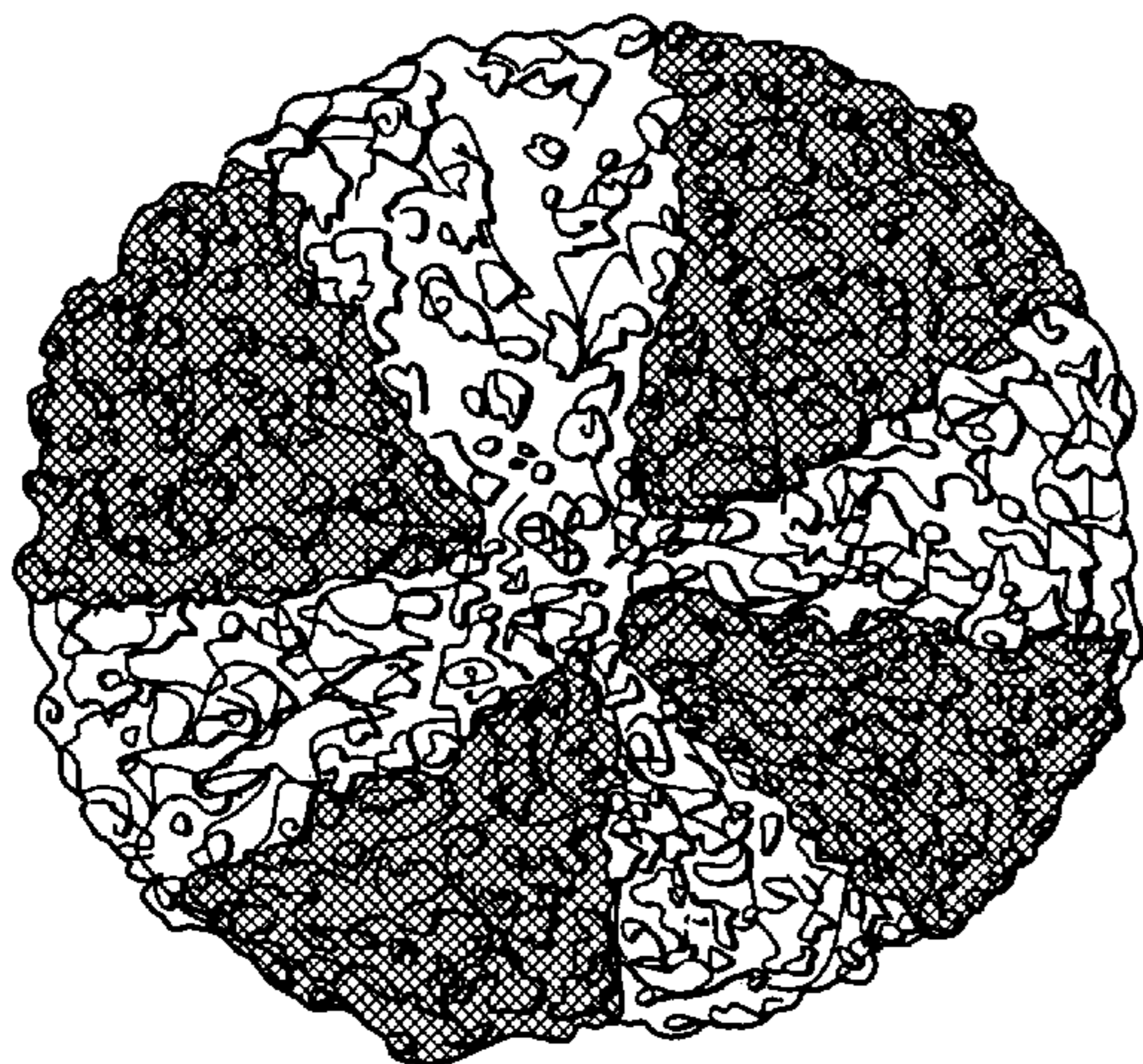


FIG. 4

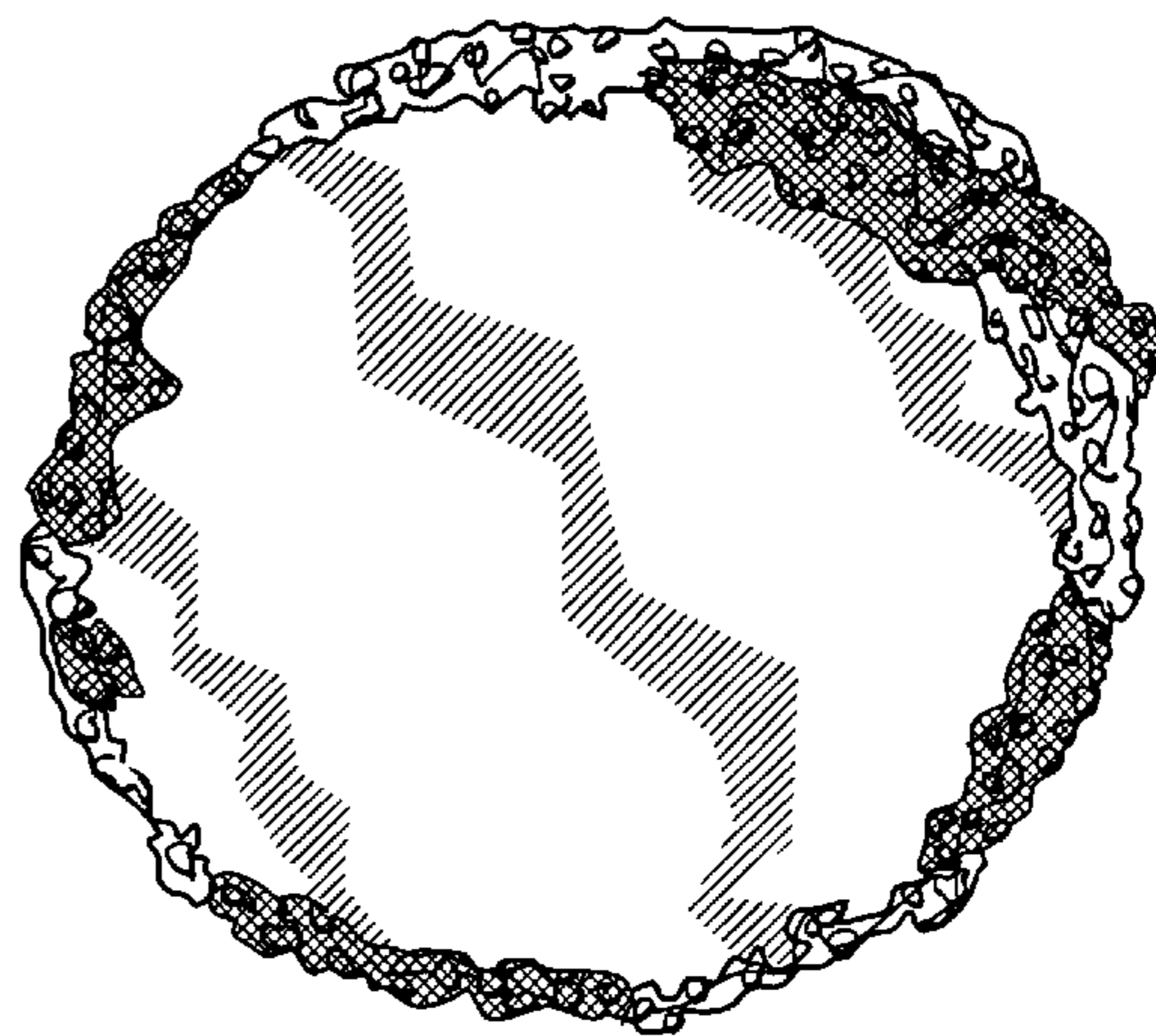


FIG. 5






FIG. 6




FIG. 7

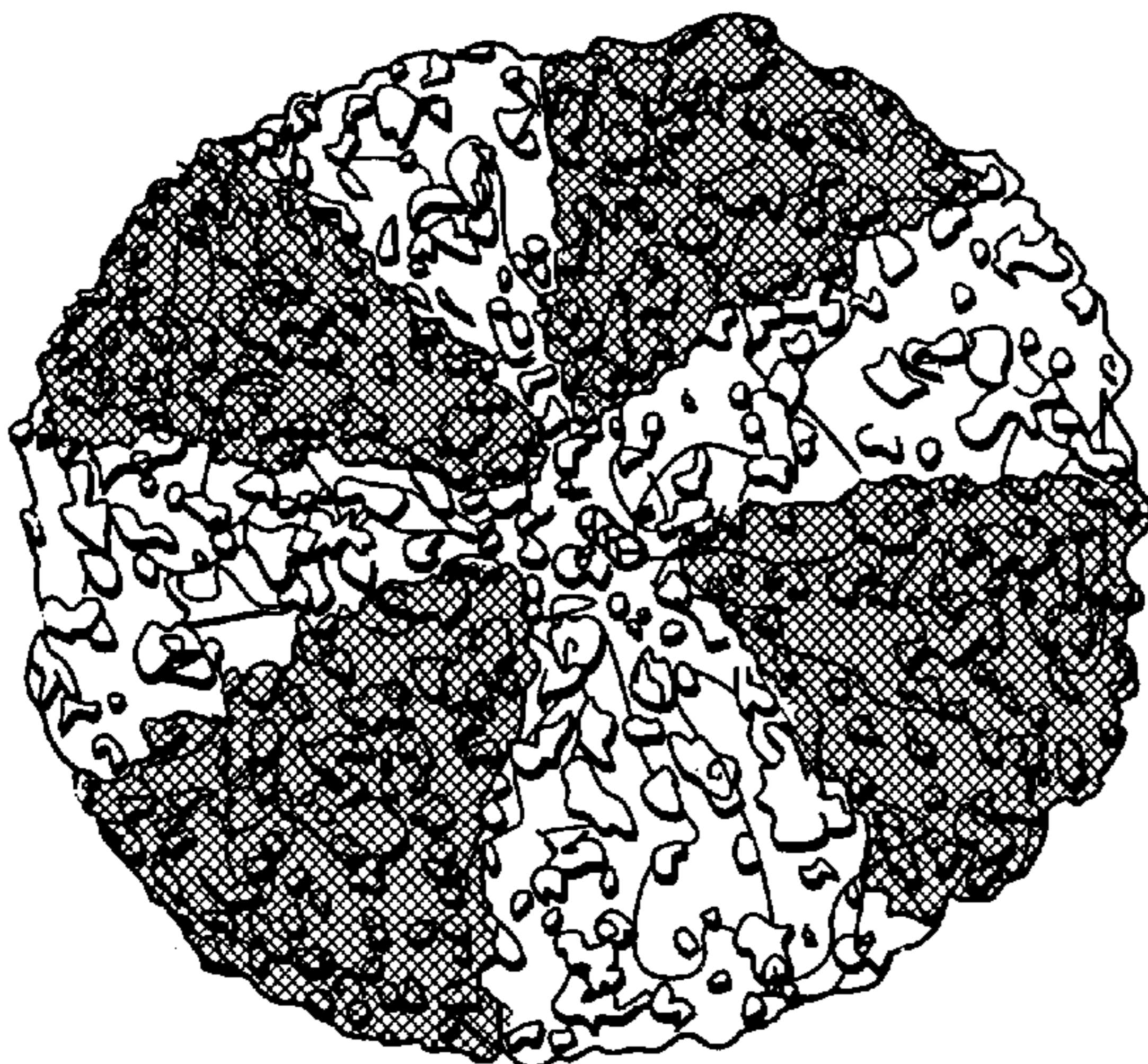


FIG. 8