



US00D479003S

(12) **United States Design Patent**  
**Nordstrand**

(10) **Patent No.:** **US D479,003 S**

(45) **Date of Patent:** **\*\* Aug. 26, 2003**

(54) **FRONT PORTION OF A CONCRETE BLOCK**

OTHER PUBLICATIONS

(75) Inventor: **Nancy L. Nordstrand**, Bellevue, WA  
(US)

“Frog Stepping Stone,” [http://www.landscapecreations.com/sts\\_frog1.htm](http://www.landscapecreations.com/sts_frog1.htm), 1 pg. (Printed Aug. 26, 2002).

(73) Assignee: **Anchor Wall Systems, Inc.**,  
Minnetonka, MN (US)

“Mushroom Stepping Stone,” [http://www.landscapecreations.com/sts\\_mushroom1.htm](http://www.landscapecreations.com/sts_mushroom1.htm), 1 pg. (Printed Aug. 26, 2002).

(\*\*) Term: **14 Years**

“Sundial Stepping Stone,” [http://www.landscapecreation-s.com/sts\\_sundial1.htm](http://www.landscapecreation-s.com/sts_sundial1.htm), 1 pg. (Printed Aug. 26, 2002).

(21) Appl. No.: **29/171,516**

Patent Application Ser. No. 10/038,639, filed Jan. 4, 2002, entitled “Masonry Block and Method of Making Same.”

(22) Filed: **Nov. 22, 2002**

Patent Application Ser. No. 10/302,564, filed Nov. 22, 2002, entitled “Decorated Concrete Block.”

(51) **LOC (7) Cl.** ..... **25-01**

Patent Application Ser. No. 29/171,514, filed Nov. 22, 2002, entitled “Front Portion of a Concrete Block.”

(52) **U.S. Cl.** ..... **D25/113**

(58) **Field of Search** ..... D25/112–118,  
D25/164, 149; D21/484–486; 405/16, 284;  
404/25, 27–31, 34, 37–42; 52/102, 503–504,  
574–576, 596, 600–602, 603–605, 606–607,  
608–609, 612

*Primary Examiner*—Louis S. Zarfaz

*Assistant Examiner*—Robert A. Delehanty

(74) *Attorney, Agent, or Firm*—Merchant & Gould P.C.

(56) **References Cited**

(57) **CLAIM**

The ornamental design for a front portion of a concrete block, as shown and described.

U.S. PATENT DOCUMENTS

**DESCRIPTION**

D761 S	*	2/1856	Thompson	.....	D25/113
D19,441 S	*	11/1889	Watts	.....	D25/149
415,773 A		11/1889	Fiske		
D20,287 S		11/1890	Lewis		
451,799 A		5/1891	Bleiss		
D21,522 S		5/1892	Lewis		
D21,631 S		6/1892	Crossley		
765,086 A		7/1904	Larrowe		
985,353 A		2/1911	Landis		
1,166,312 A		12/1915	Barten		
2,131,803 A		10/1938	Henderson		
2,201,110 A		5/1940	Makram		

FIG. 1 is a perspective view of a front portion of a concrete block according to my new design;

FIG. 2 is a front elevation view of the front portion depicted in FIG. 1;

FIG. 3 is a left side elevation view of the front portion depicted in FIG. 1;

FIG. 4 is a right side elevation view of the front portion depicted in FIG. 1;

FIG. 5 is a top plan view of the front portion depicted in FIG. 1;

FIG. 6 is a bottom plan view of the front portion depicted in FIG. 1.

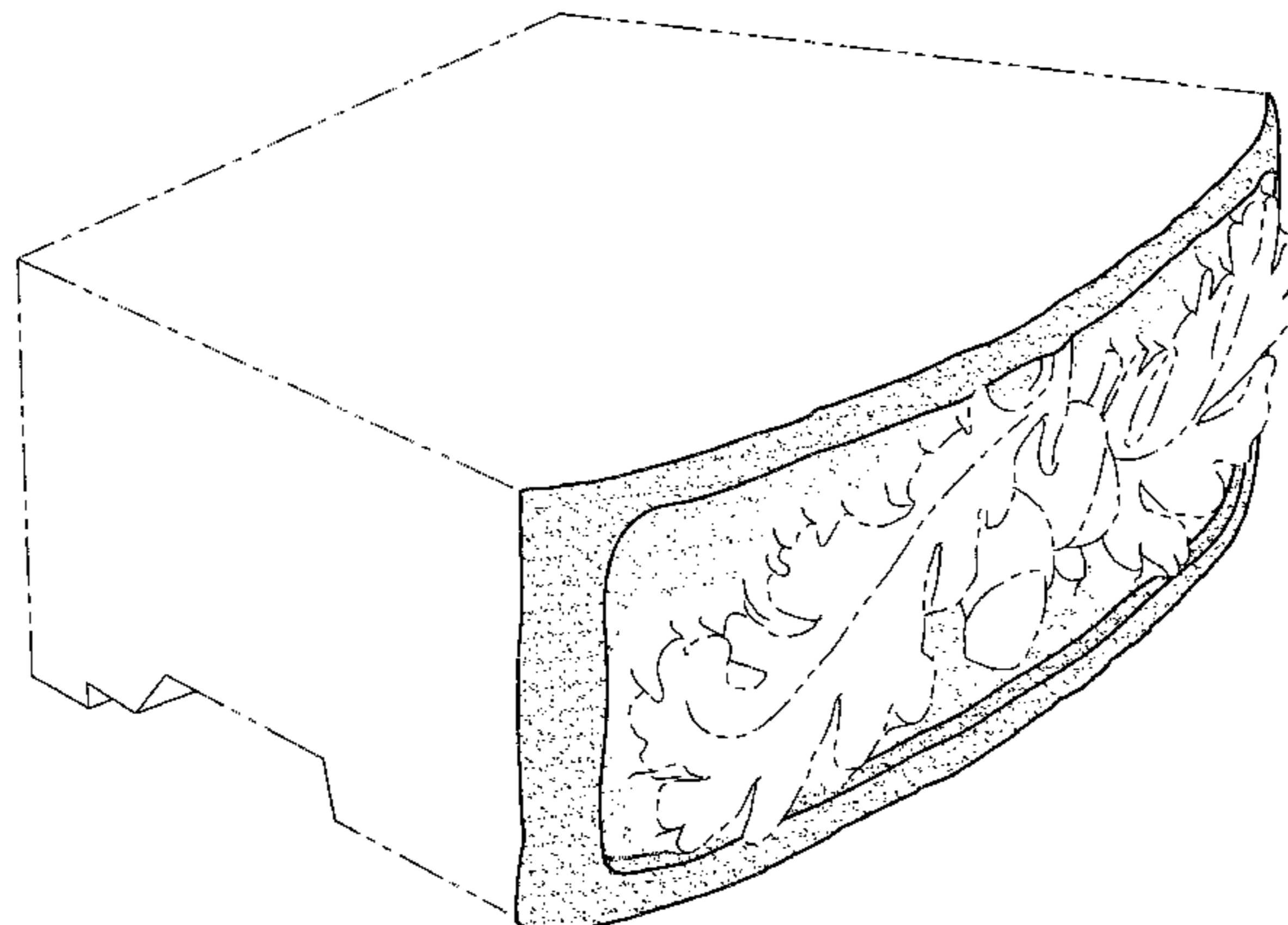
(List continued on next page.)

The broken lines in the drawings illustrate an embodiment of the structural environment of a concrete block that includes the front portion of the design and is not part of the design sought to be patented.

FOREIGN PATENT DOCUMENTS

CA	583563	9/1959
DE	40 00 891 A1	7/1991
FR	1357529	2/1964

**1 Claim, 6 Drawing Sheets**



# US D479,003 S

Page 2

---

## U.S. PATENT DOCUMENTS

D125,642 S	3/1941	Pandolfi	5,535,563 A	7/1996	Brown et al.	
D125,643 S	3/1941	Pandolfi	5,622,456 A	4/1997	Risi et al.	
2,313,363 A	3/1943	Schmitt	D380,560 S *	7/1997	Forsberg .....	D25/113
D165,065 S	11/1951	Forman et al.	D391,376 S	2/1998	Strand et al.	
D187,297 S	2/1960	Carter	D414,280 S	9/1999	Holt	
3,702,180 A	11/1972	Jones	D429,004 S	8/2000	Strand et al.	
3,885,296 A	5/1975	Stout	D434,508 S	11/2000	Price et al.	
3,953,979 A	5/1976	Kurose	D436,186 S	1/2001	Boone	
D264,661 S *	6/1982	Otto .....	D437,422 S	2/2001	Bolles et al.	
		D6/493	D438,640 S	3/2001	Bolles et al.	
4,420,525 A	12/1983	Parks	D466,228 S *	11/2002	Hammer .....	D25/113
D306,489 S	3/1990	Karanikas				
4,915,888 A	4/1990	Sato				

\* cited by examiner

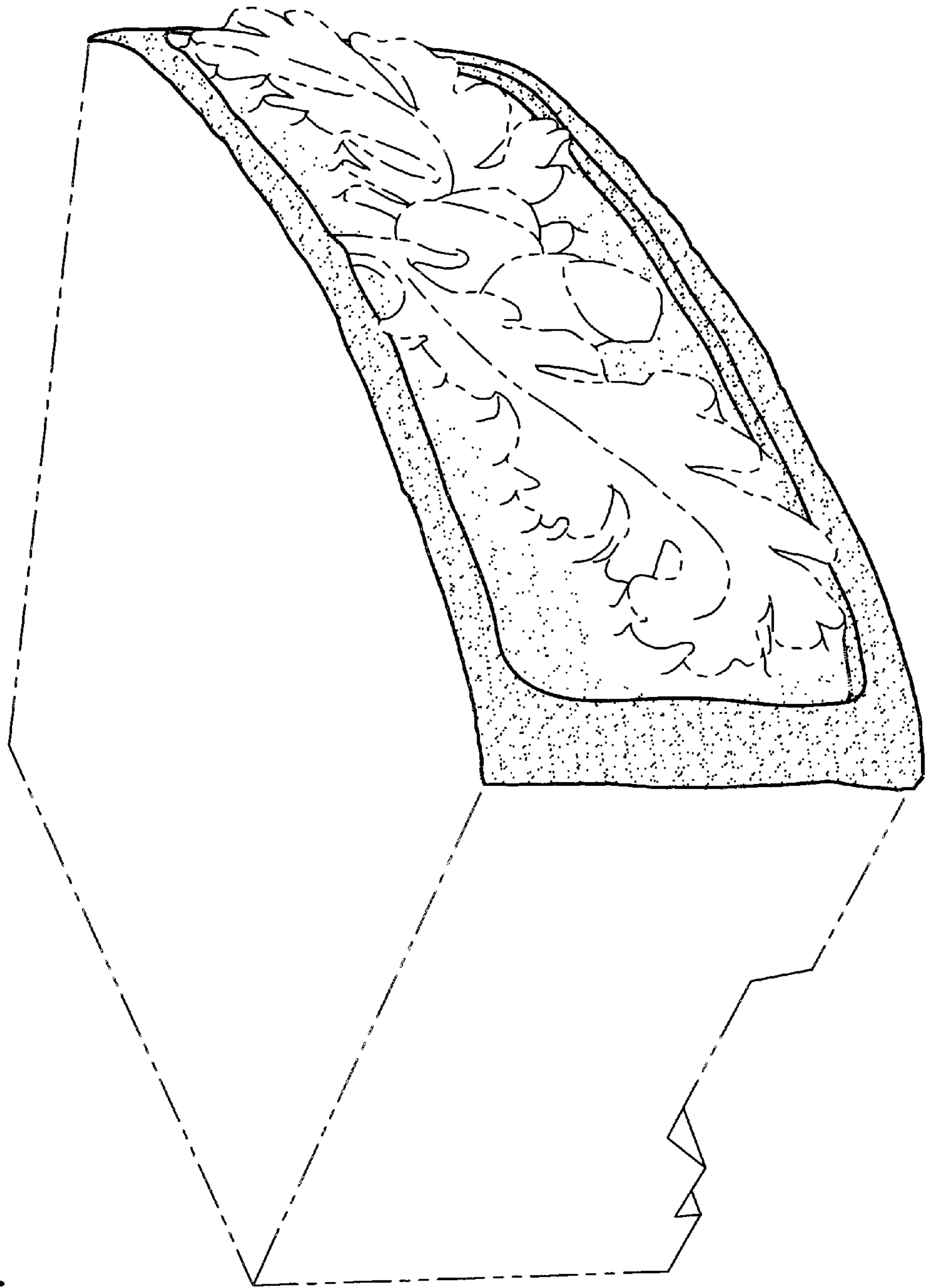



FIG. 1

FIG.2



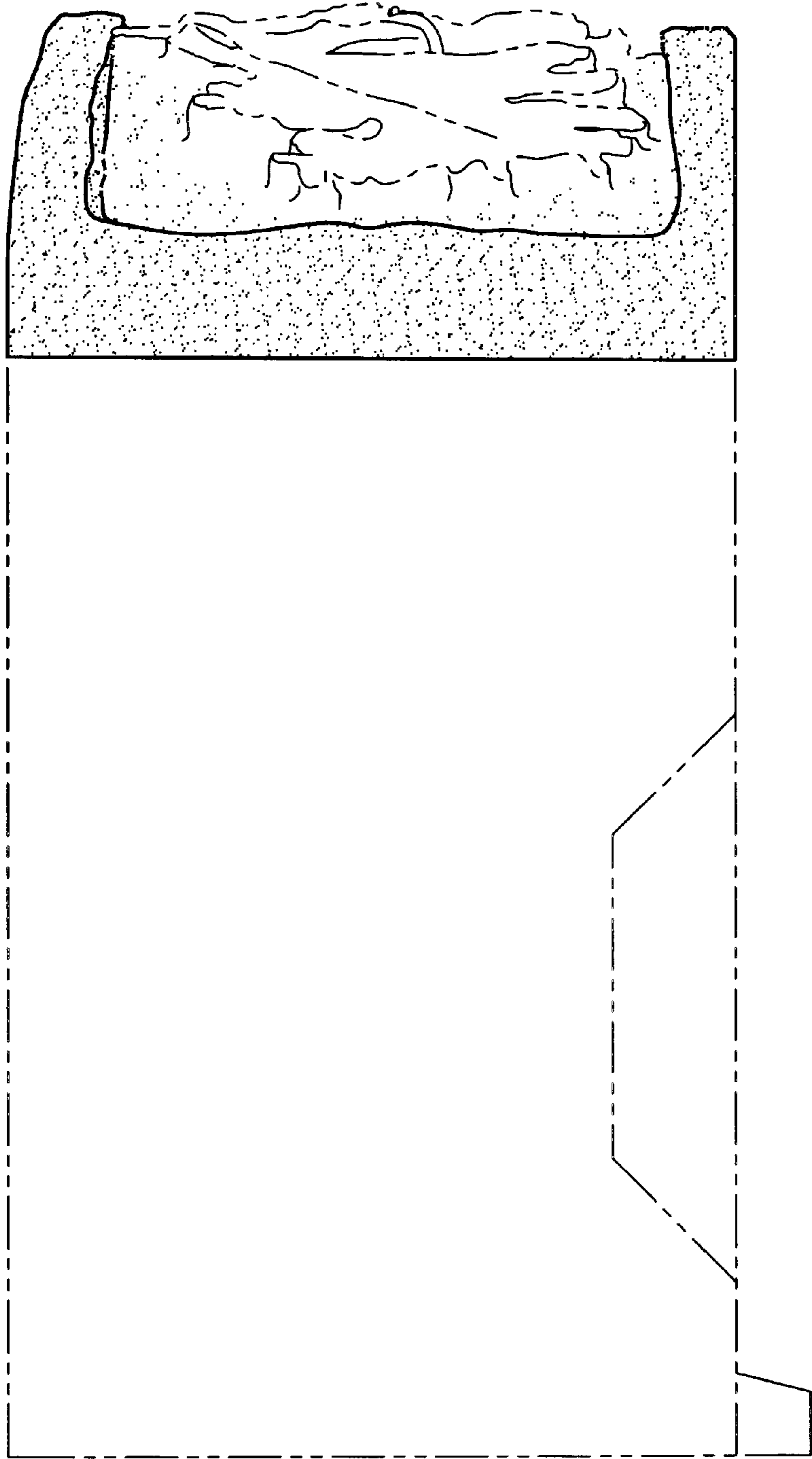
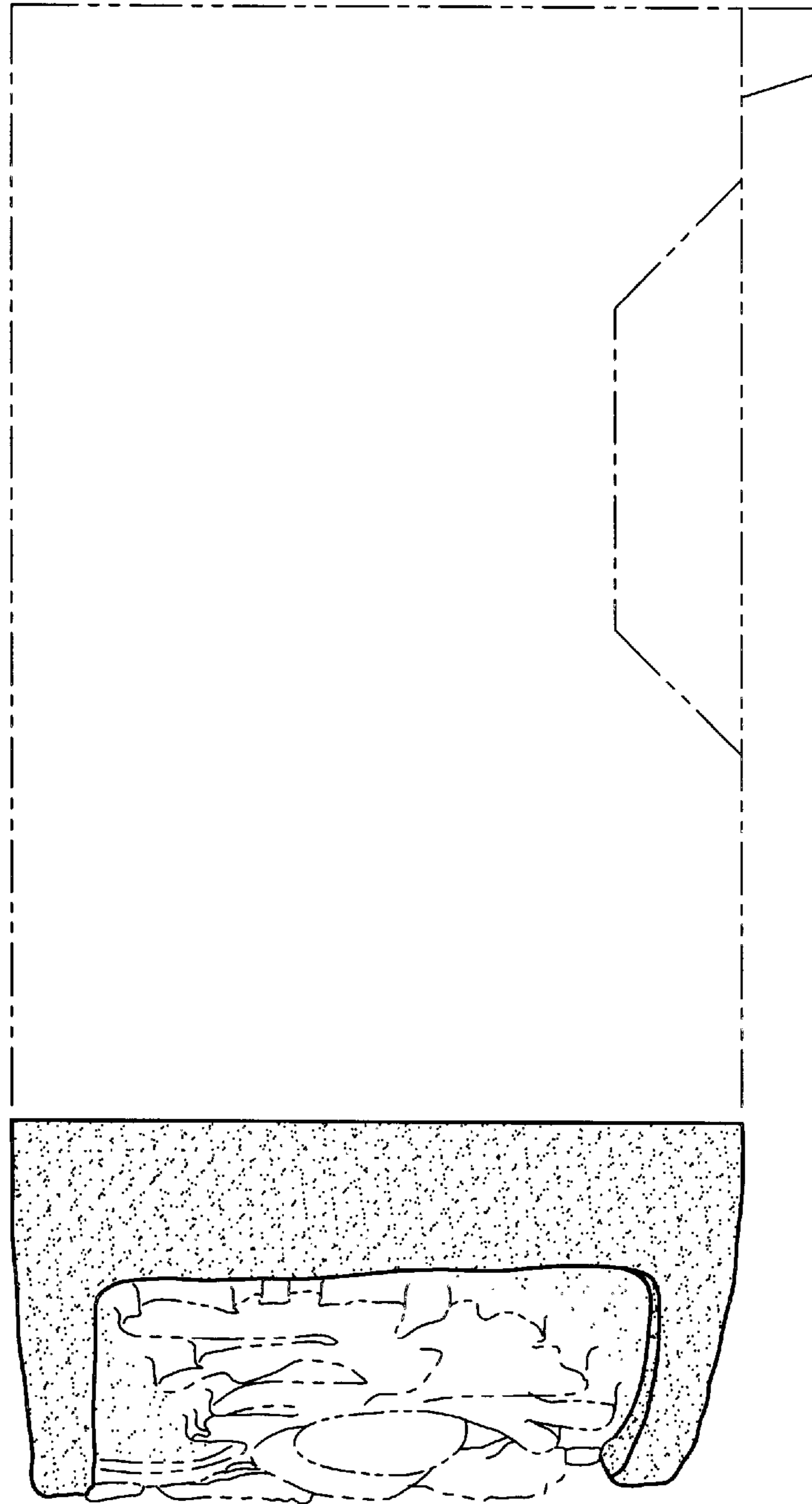


FIG.3

FIG.4



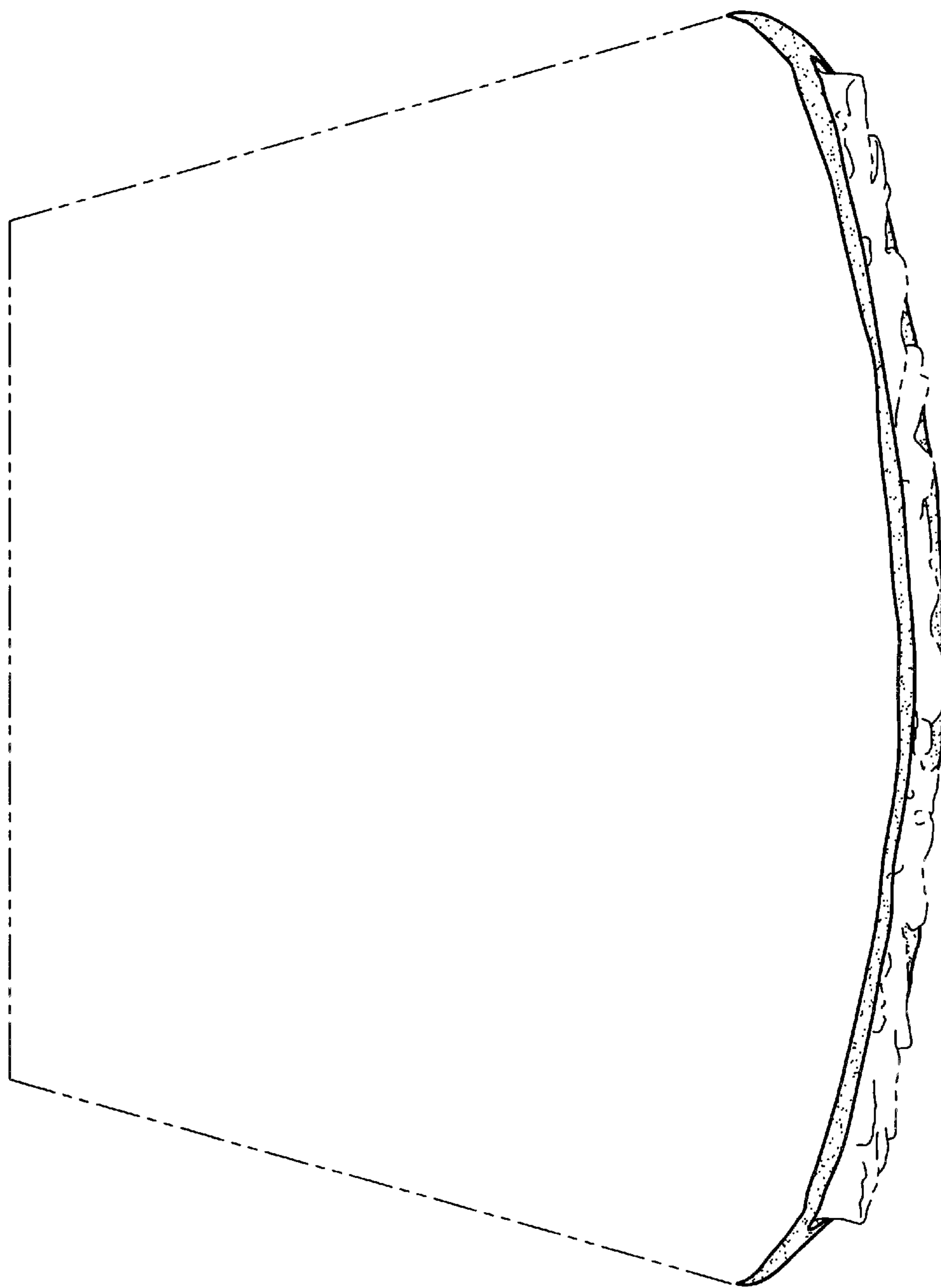


FIG.5

FIG. 6

