



US00D479002S

(12) **United States Design Patent**  
**Nordstrand**

(10) **Patent No.:** **US D479,002 S**

(45) **Date of Patent:** **\*\* Aug. 26, 2003**

(54) **FRONT PORTION OF A CONCRETE BLOCK**

D306,489 S 3/1990 Karanikas

(75) Inventor: **Nancy L. Nordstrand**, Bellevue, WA  
(US)

(List continued on next page.)

(73) Assignee: **Anchor Wall Systems, Inc.**,  
Minnetonka, MN (US)

**FOREIGN PATENT DOCUMENTS**

(\*\*) Term: **14 Years**

CA 583563 9/1959  
DE 40 00 891 A1 7/1991  
FR 1357529 2/1964

(21) Appl. No.: **29/171,514**

(22) Filed: **Nov. 22, 2002**

(51) **LOC (7) Cl.** ..... **25-01**

(52) **U.S. Cl.** ..... **D25/113**

(58) **Field of Search** ..... D25/112-118,  
D25/164, 149; D21/484-486; 405/16, 284;  
404/25, 27-31, 34, 37-42; 52/102, 503-504,  
574-576, 596, 600-602, 603-605, 606-607,  
608-609, 612

**OTHER PUBLICATIONS**

“Frog Stepping Stone,” [http://www.landscapecreations.com/sts\\_frog1.htm](http://www.landscapecreations.com/sts_frog1.htm), 1 pg. (Printed Aug. 26, 2002).

“Mushroom Stepping Stone,” [http://www.landscapecreations.com/sts\\_mushroom1.htm](http://www.landscapecreations.com/sts_mushroom1.htm), 1 pg. (Printed Aug. 26, 2002).

(List continued on next page.)

*Primary Examiner*—Louis S. Zarfaz

*Assistant Examiner*—Robert A. Delehanty

(74) *Attorney, Agent, or Firm*—Merchant & Gould P.C.

(56) **References Cited**

**U.S. PATENT DOCUMENTS**

D761 S \* 2/1856 Thompson ..... D25/113  
D19,441 S \* 11/1889 Watts ..... D25/149  
415,773 A 11/1889 Fiske  
D20,287 S 11/1890 Lewis  
451,799 A 5/1891 Bleiss  
D21,522 S 5/1892 Lewis  
D21,631 S 6/1892 Crossley  
765,086 A 7/1904 Larrowe  
985,353 A 2/1911 Landis  
1,166,312 A 12/1915 Barten  
2,131,803 A 10/1938 Henderson  
2,201,110 A 5/1940 Makram  
D125,642 S 3/1941 Pandolfi  
D125,643 S 3/1941 Pandolfi  
2,313,363 A 3/1943 Schmitt  
D165,065 S \* 11/1951 Forman et al. .... D25/149  
D187,297 S \* 2/1960 Carter ..... D25/149  
3,702,180 A 11/1972 Jones  
3,885,296 A 5/1975 Stout  
3,953,979 A 5/1976 Kurose  
D264,661 S \* 6/1982 Otto ..... D6/493  
4,420,525 A 12/1983 Parks

(57) **CLAIM**

The ornamental design for a front portion of a concrete block, as shown and described.

**DESCRIPTION**

FIG. 1 is a perspective view of a front portion of a concrete block according to my new design;

FIG. 2 is a front elevation view of the front portion depicted in FIG. 1;

FIG. 3 is a left side elevation view of the front portion depicted in FIG. 1;

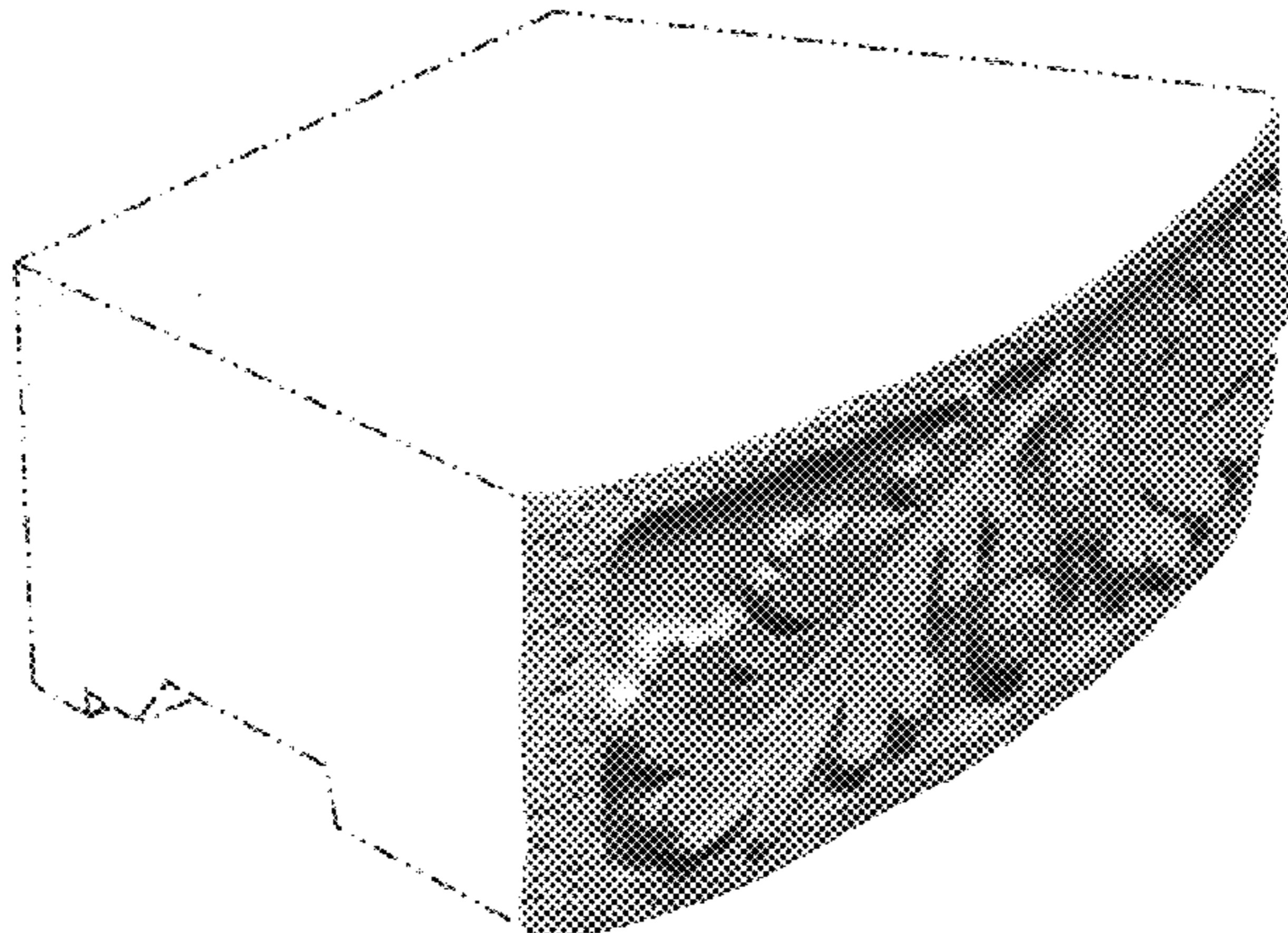
FIG. 4 is a right side elevation view of the front portion depicted in FIG. 1;

FIG. 5 is a top plan view of the front portion depicted in FIG. 1; and,

FIG. 6 is a bottom plan view of the front portion depicted in FIG. 1.

The broken lines in the drawings illustrate an embodiment of the structural environment of a concrete block that includes the front portion of the design and is not part of the design sought to be patented.

**1 Claim, 6 Drawing Sheets**



# US D479,002 S

Page 2

---

## U.S. PATENT DOCUMENTS

4,915,888 A 4/1990 Sato  
5,535,563 A 7/1996 Brown et al.  
5,622,456 A 4/1997 Risi et al.  
D380,560 S \* 7/1997 Forsberg ..... D25/113  
D391,376 S 2/1998 Strand et al.  
D414,280 S 9/1999 Holt  
D429,004 S 8/2000 Strand et al.  
D434,508 S 11/2000 Price et al.  
D436,186 S 1/2001 Boone  
D437,422 S 2/2001 Bolles et al.  
D438,640 S 3/2001 Bolles et al.  
D466,228 S \* 11/2002 Hammer ..... D25/113

## OTHER PUBLICATIONS

“Sundial Stepping Stone,” [http://www.landscapecreations.com/sts\\_sundial1.htm](http://www.landscapecreations.com/sts_sundial1.htm), 1 pg. (Printed Aug. 26, 2002).  
Patent application Ser. No. 10/038,639, filed Jan. 4, 2002, Attorney Matter No. 3616.213US01, entitled “Masonry Block and Method of Making Same.”  
Patent application Ser. No. 10/302,564, filed Nov. 22, 2002, Attorney Matter No. 3616.221US01, entitled “Decorated Concrete Block.”  
Patent application Ser. No. 29/171,516, filed Nov. 22, 2002, Attorney Matter No. 3616.221US03, entitled “Front Portion of a Concrete Block.”

\* cited by examiner

FIG. 1

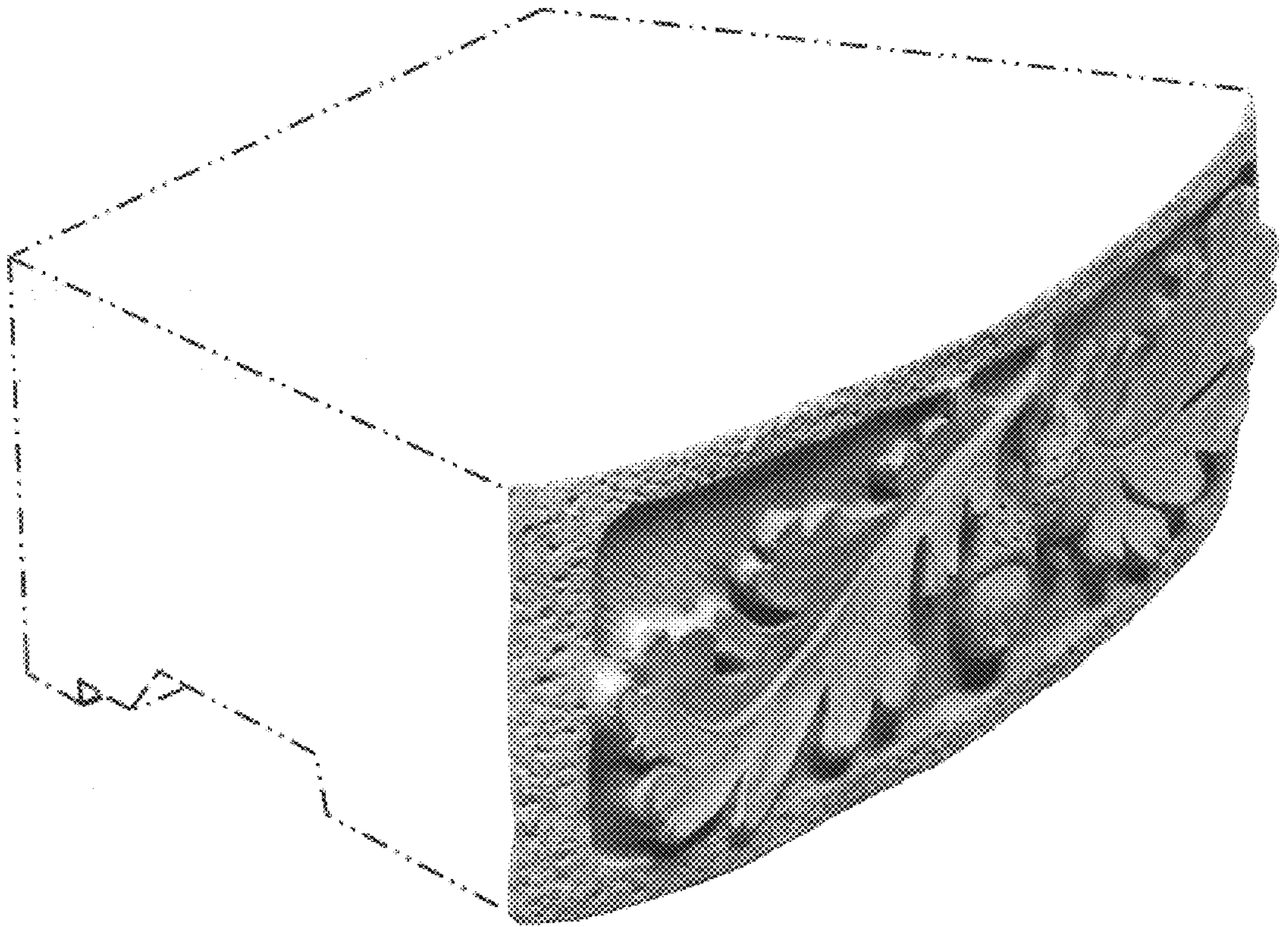


FIG. 2

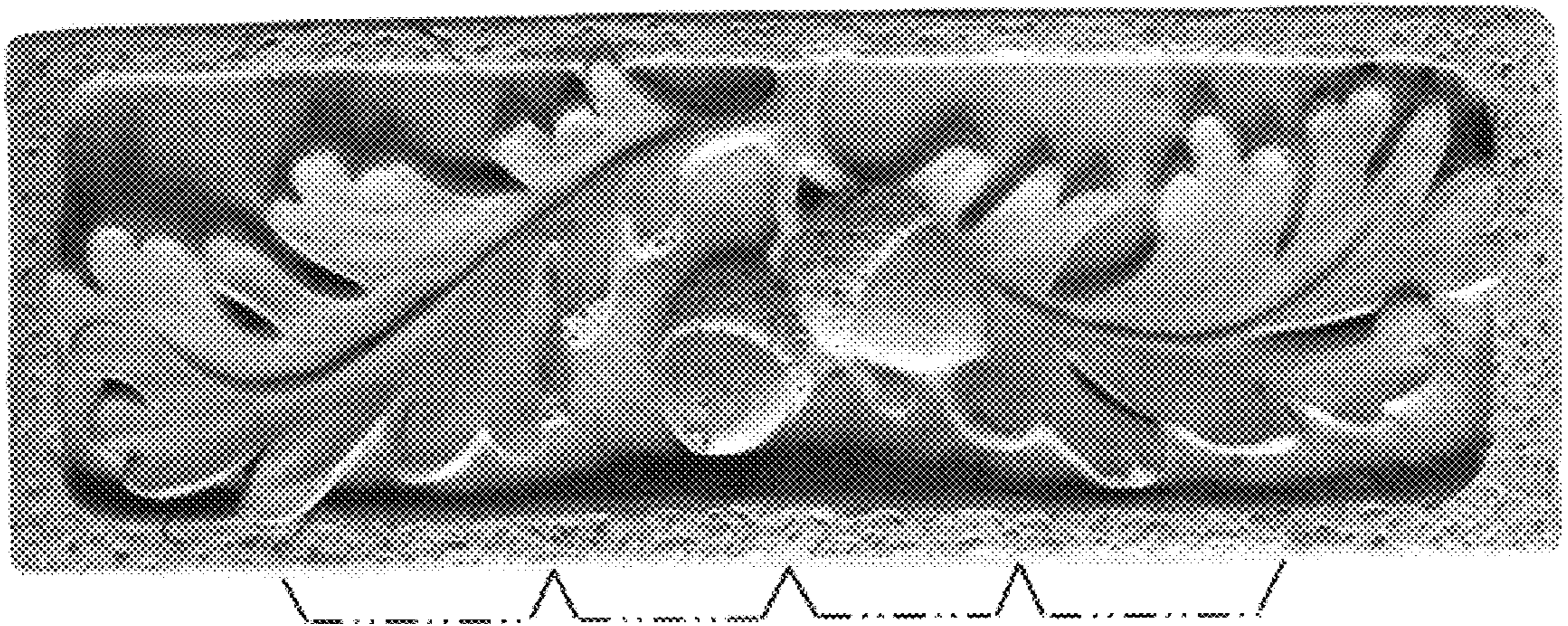


FIG. 3

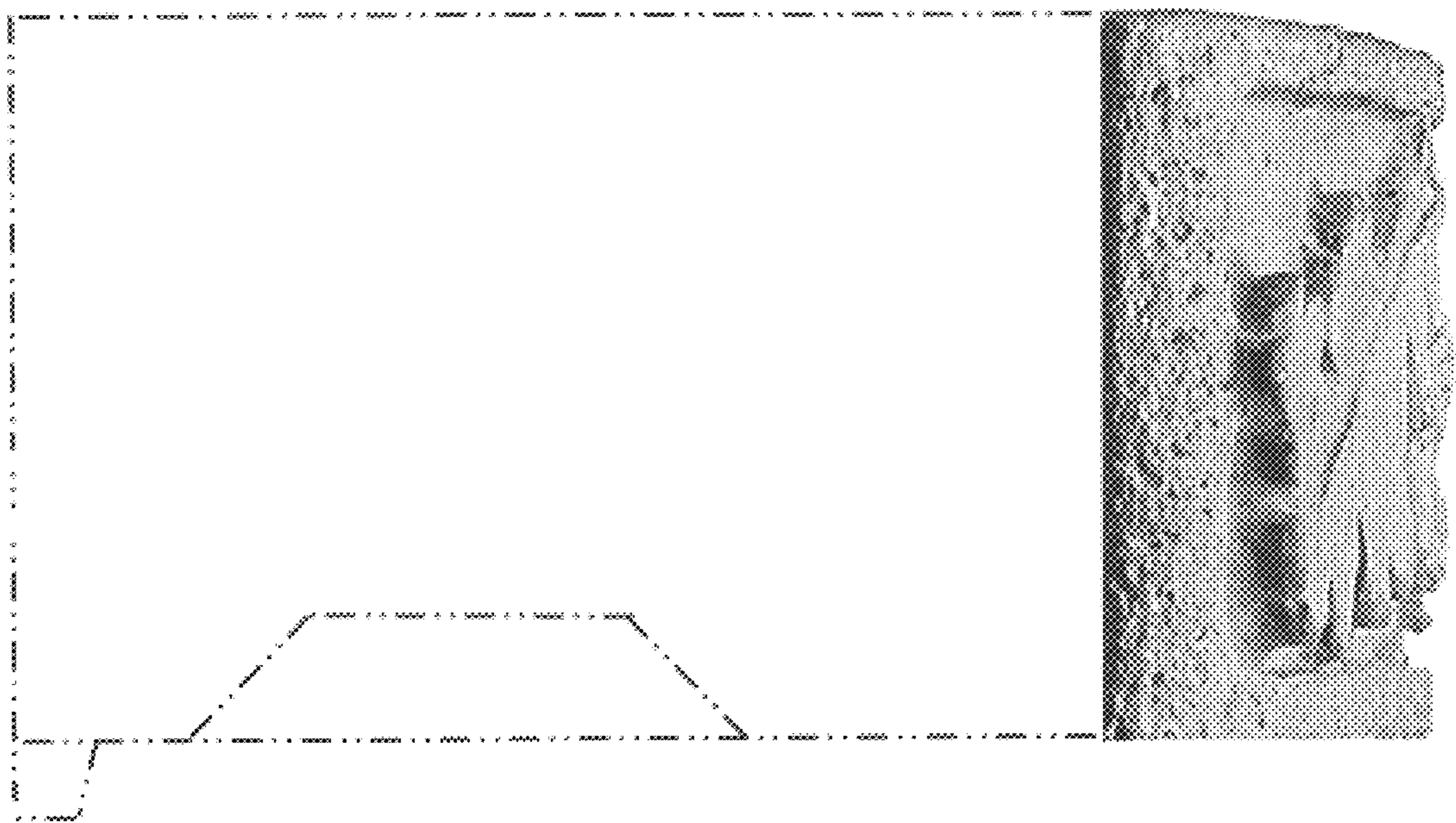


FIG. 4

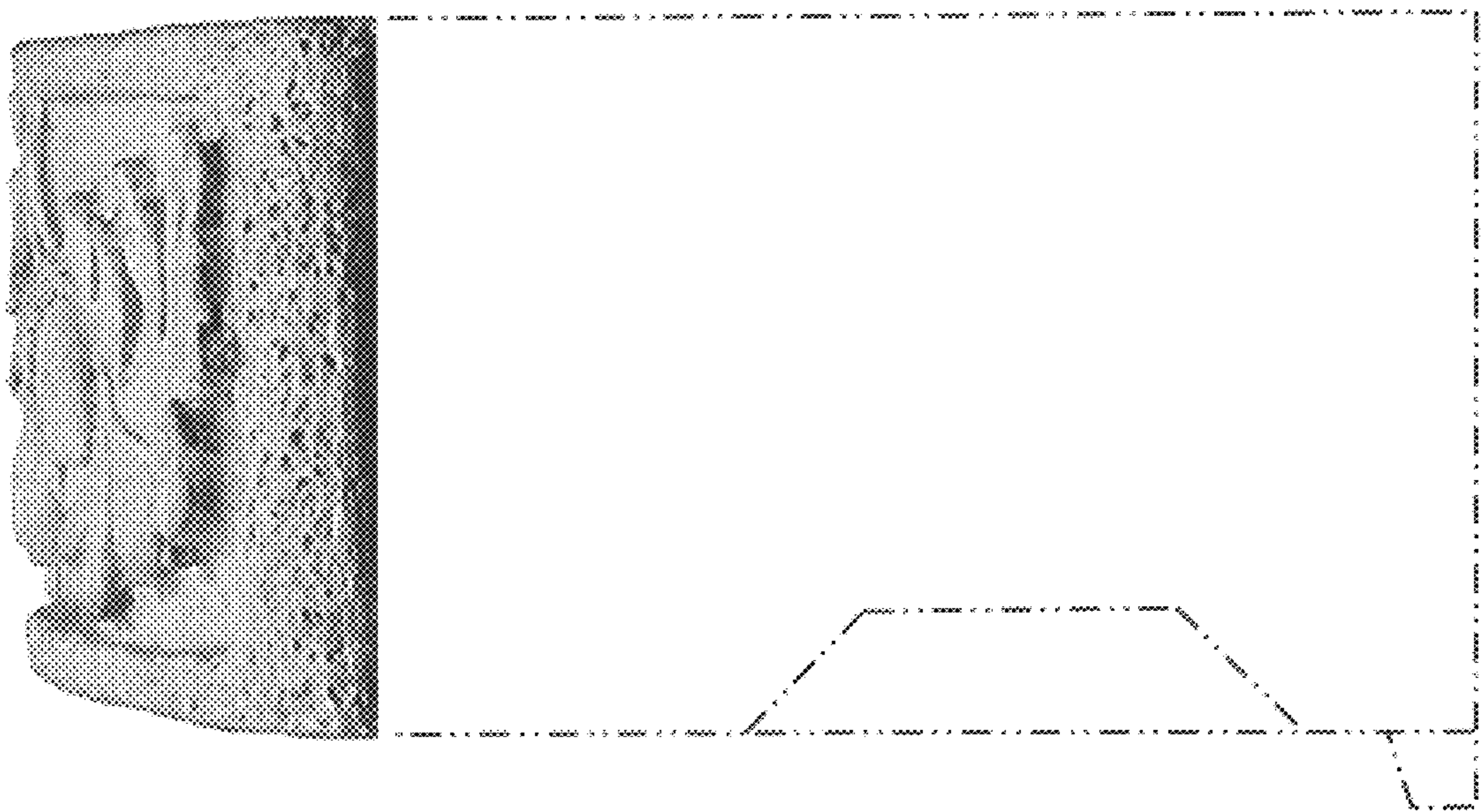


FIG. 5

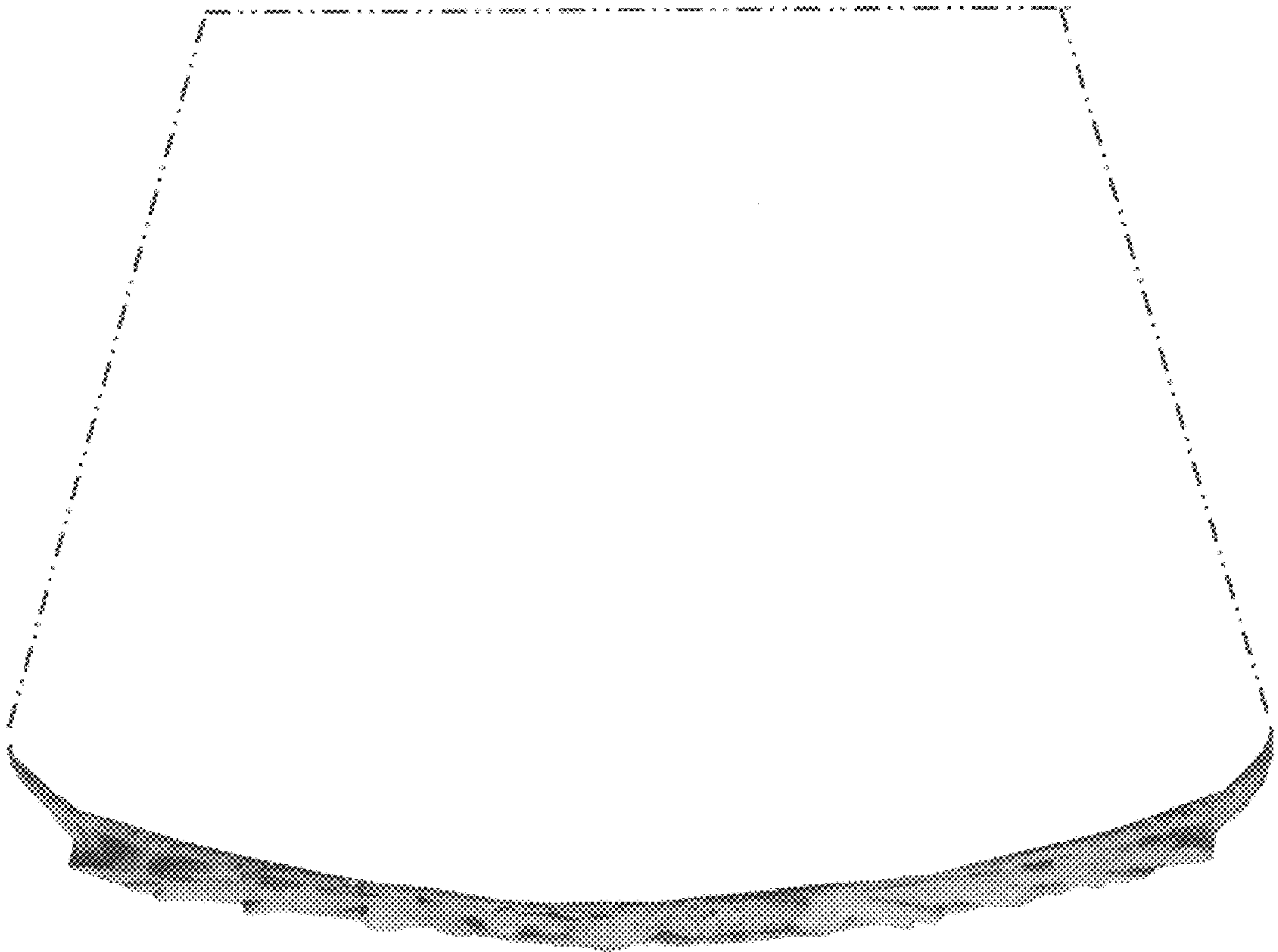


FIG. 6

