



US00D478989S

(12) **United States Design Patent**  
**Hansen et al.**

(10) **Patent No.:**

**US D478,989 S**

(45) **Date of Patent:**

**\*\* Aug. 26, 2003**

(54) **SUPINE RESPIRATORY VEST**

(75) Inventors: **Craig N. Hansen**, Plymouth, MN (US);  
**Lonnie J. Helgeson**, New Prague, MN (US)

(73) Assignee: **Electromed, Inc.**, New Prague, MN (US)

(\*\*) Term: **14 Years**

(21) Appl. No.: **29/158,646**

(22) Filed: **Apr. 8, 2002**

(51) **LOC (7) Cl.** ..... **24-04**

(52) **U.S. Cl.** ..... **D24/164**

(58) **Field of Search** ..... D24/164; 601/41,  
601/43, 44, 148, 149-153

(56) **References Cited**

**U.S. PATENT DOCUMENTS**

3,577,977 A \* 5/1971 Ritzinger et al. .... 600/20  
4,838,263 A \* 6/1989 Warwick et al. .... 601/44

6,155,996 A \* 12/2000 Van Brunt et al. .... 601/41  
D461,897 S \* 8/2002 Hansen et al. .... D24/164  
D469,876 S \* 2/2003 Hansen et al. .... D24/164

\* cited by examiner

*Primary Examiner*—Stella Reid

(57) **CLAIM**

The ornamental design for a supine respiratory vest, as shown and described.

**DESCRIPTION**

FIG. 1 is an outside plan view of the supine respiratory vest showing the outside front and back thereof;

FIG. 2 is an inside plan view thereof showing the inside front and back thereof;

FIG. 3 is a side elevational view of the left side thereof;

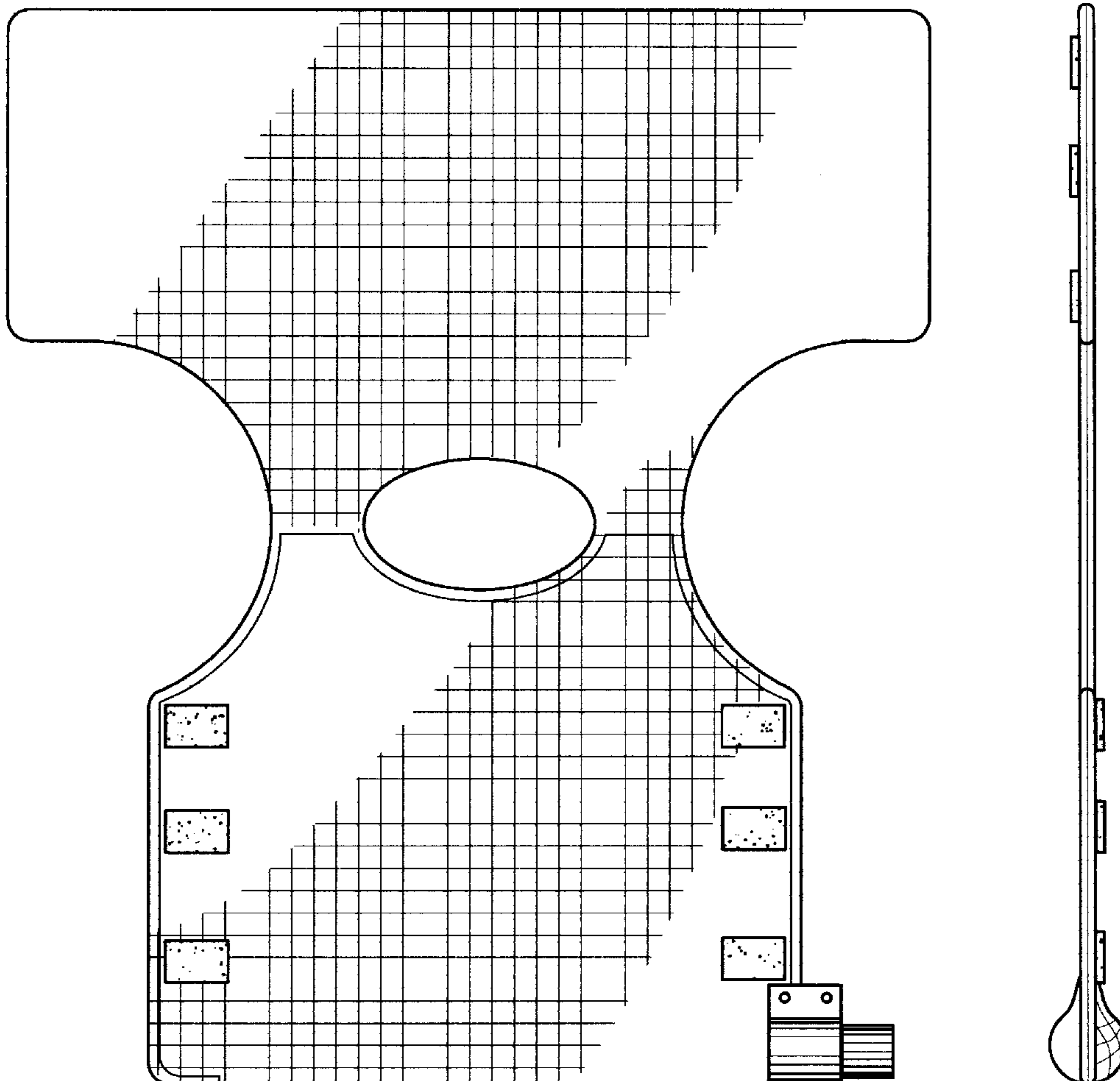
FIG. 4 is a side elevational view of the right side thereof;

FIG. 5 is a top plan view thereof; and,

FIG. 6 is a bottom plan view thereof.

The broken line showing is for illustrative purposes only and forms no part of the claimed design.

**1 Claim, 3 Drawing Sheets**



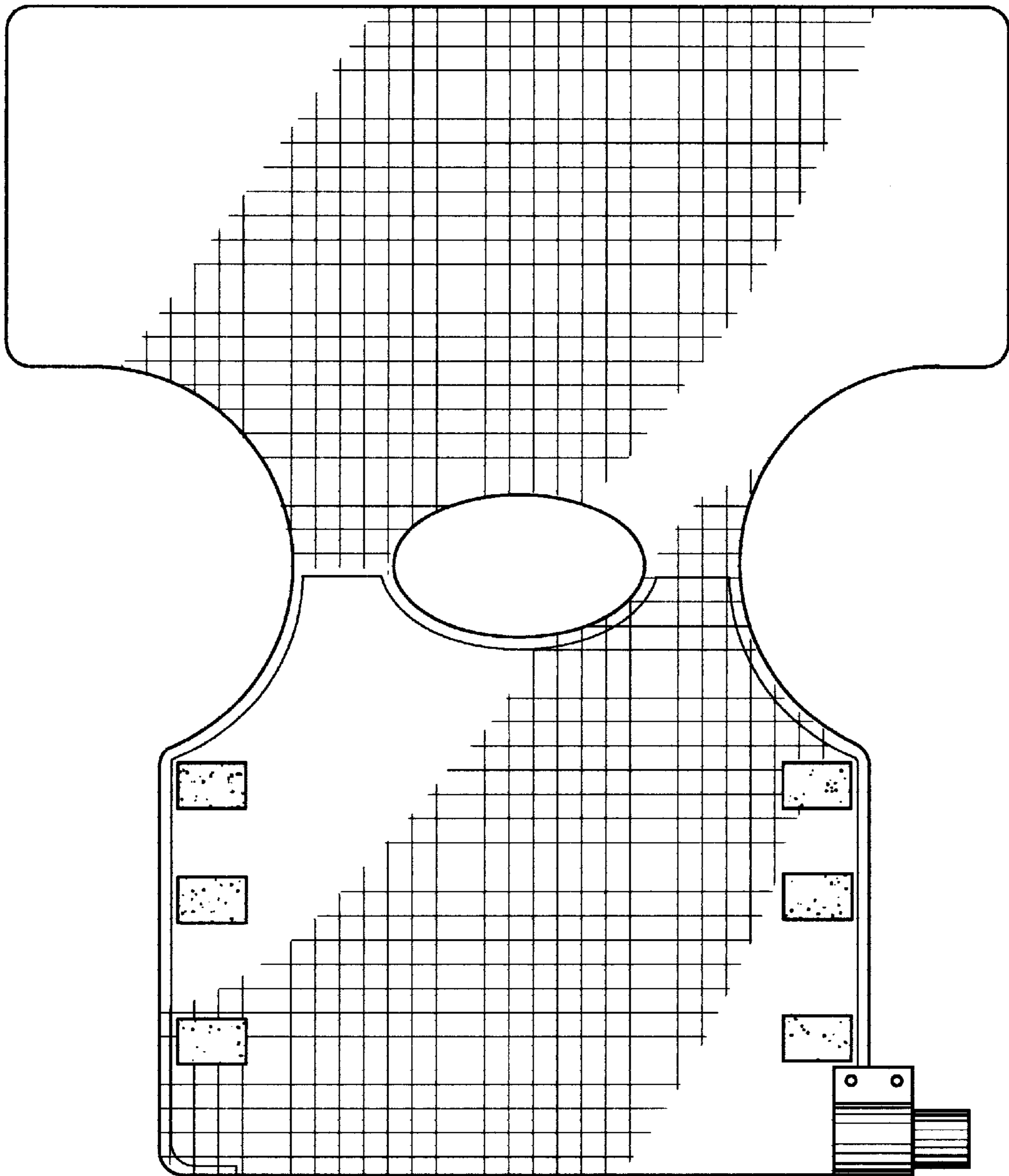
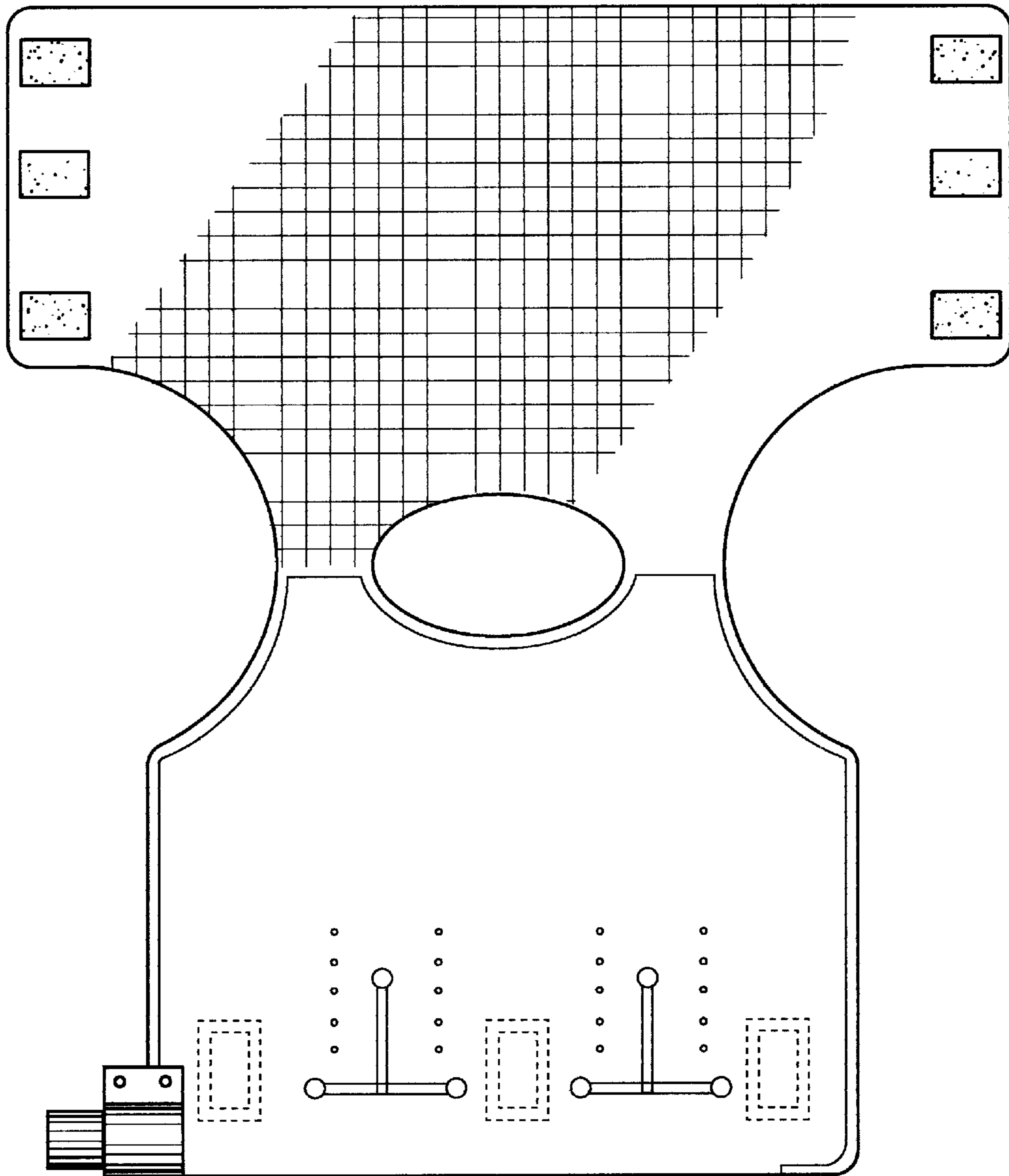
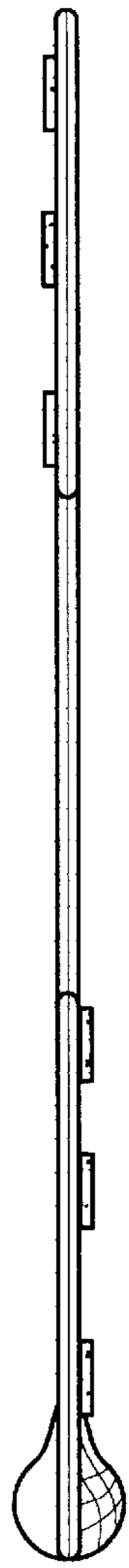


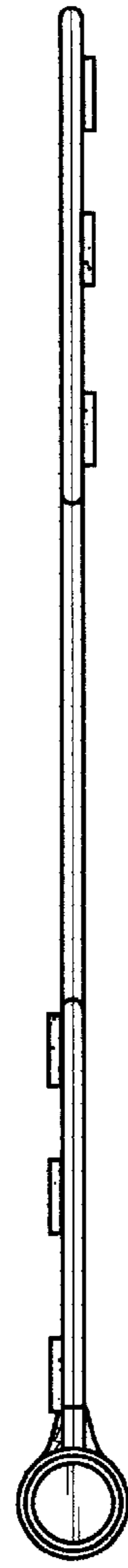
FIG. 1



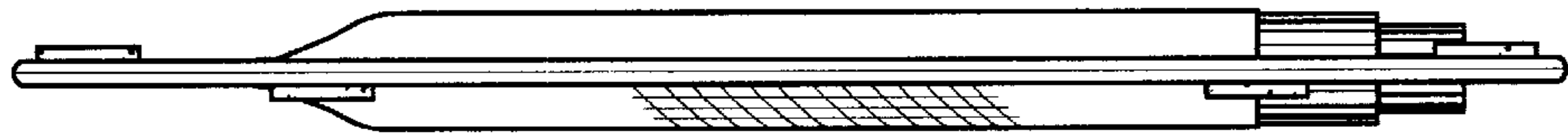
**FIG. 2**



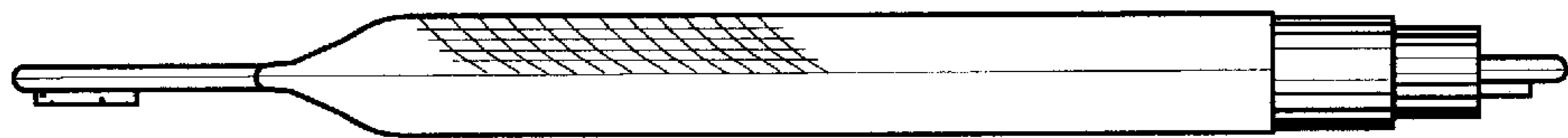
**FIG. 3**



**FIG. 4**



**FIG. 5**



**FIG. 6**