



US00D478976S

(12) **United States Design Patent**  
**Young**

(10) **Patent No.:** **US D478,976 S**

(45) **Date of Patent:** **\*\* Aug. 26, 2003**

(54) **COMBINATION CEILING FAN AND LIGHT FIXTURE**

*Primary Examiner*—Lisa Lichtenstein

(74) *Attorney, Agent, or Firm*—Jenkins & Gilchrist, P.C.

(75) **Inventor:** **Stanfield Young**, Cypress, CA (US)

(57) **CLAIM**

(73) **Assignee:** **Minka Lighting, Inc.**, Corona, CA (US)

The ornamental design for the combination ceiling fan and light fixture, as shown and described.

(\*\*) **Term:** **14 Years**

(21) **Appl. No.:** **29/165,133**

**DESCRIPTION**

(22) **Filed:** **Aug. 5, 2002**

FIG. 1 is a perspective view from below of the combination ceiling fan and light fixture in accordance with my design.

(51) **LOC (7) Cl.** ..... **23-04**

(52) **U.S. Cl.** ..... **D23/377**

FIG. 2 is a side elevation view of the combination ceiling fan and light fixture in accordance with my design;

(58) **Field of Search** ..... D23/377, 379, D23/385, 411, 413; 416/5; D26/59, 51, 72, 81-86, 88; 392/364, 96

FIG. 3 is a bottom plan view of the combination ceiling fan and light fixture in accordance with my design; and,

(56) **References Cited**

**U.S. PATENT DOCUMENTS**

D402,026 S \* 12/1998 Chuang et al. .... D23/377

D421,799 S \* 3/2000 Zuege ..... D23/411

D454,630 S \* 3/2002 Hidalgo ..... D23/377

FIG. 4 is a top plan view of the combination ceiling fan and light fixture in accordance with my design.

**OTHER PUBLICATIONS**

Minka Lighting, Inc.; MinkaAire; Apr. 25, 1995; p. 25; Minka Lighting, Inc.; U.S.A.

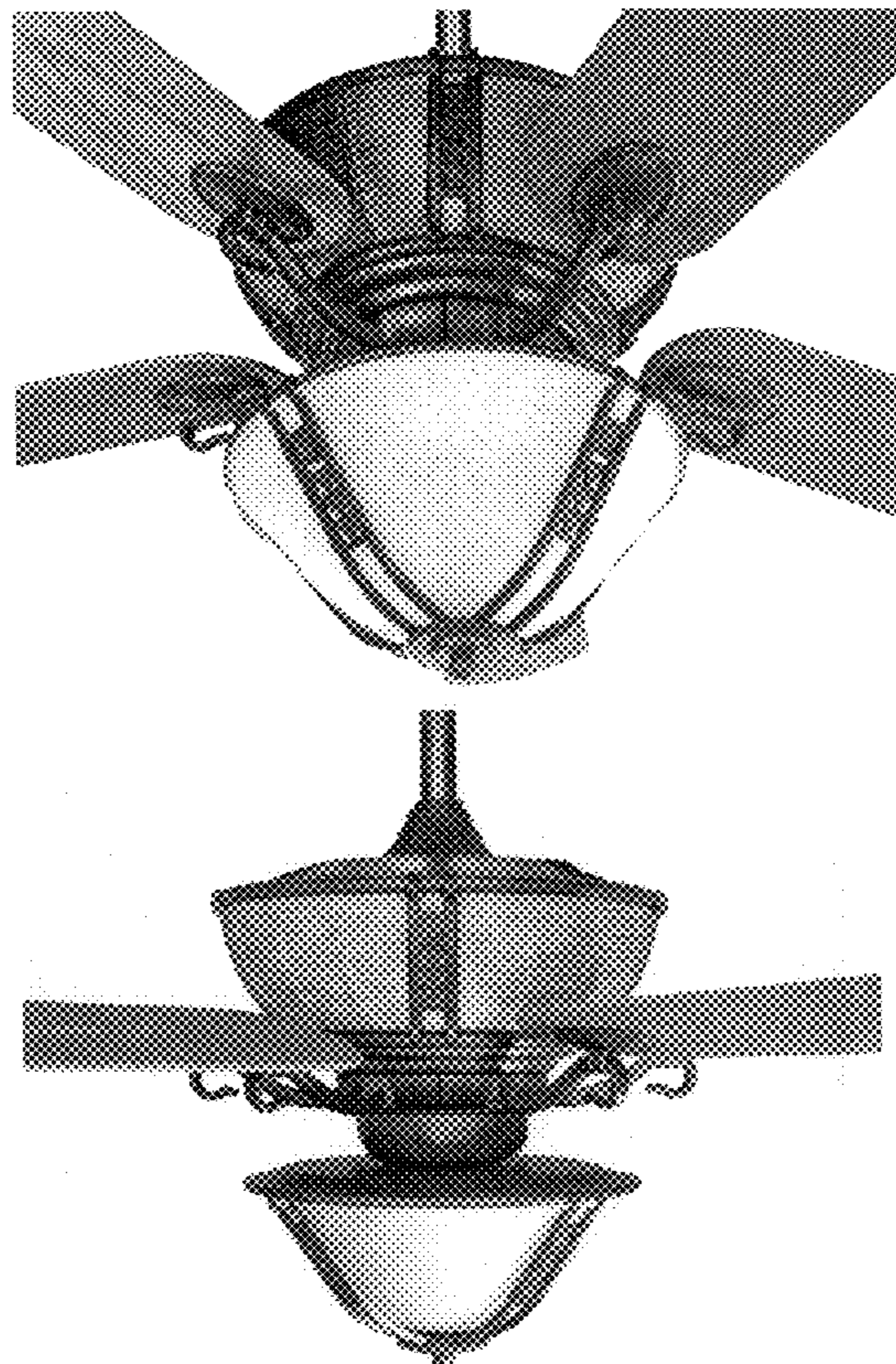
Minka Lighting, Inc.; MinkaAire Two Thousand Two; Apr. 22, 2002; p. 30; Minka Lighting, Inc.; U.S.A.

The front, rear and side elevation are identical except for the position of the blades.

The blades are shown broken away indicating indeterminate length.

\* cited by examiner

**1 Claim, 4 Drawing Sheets**



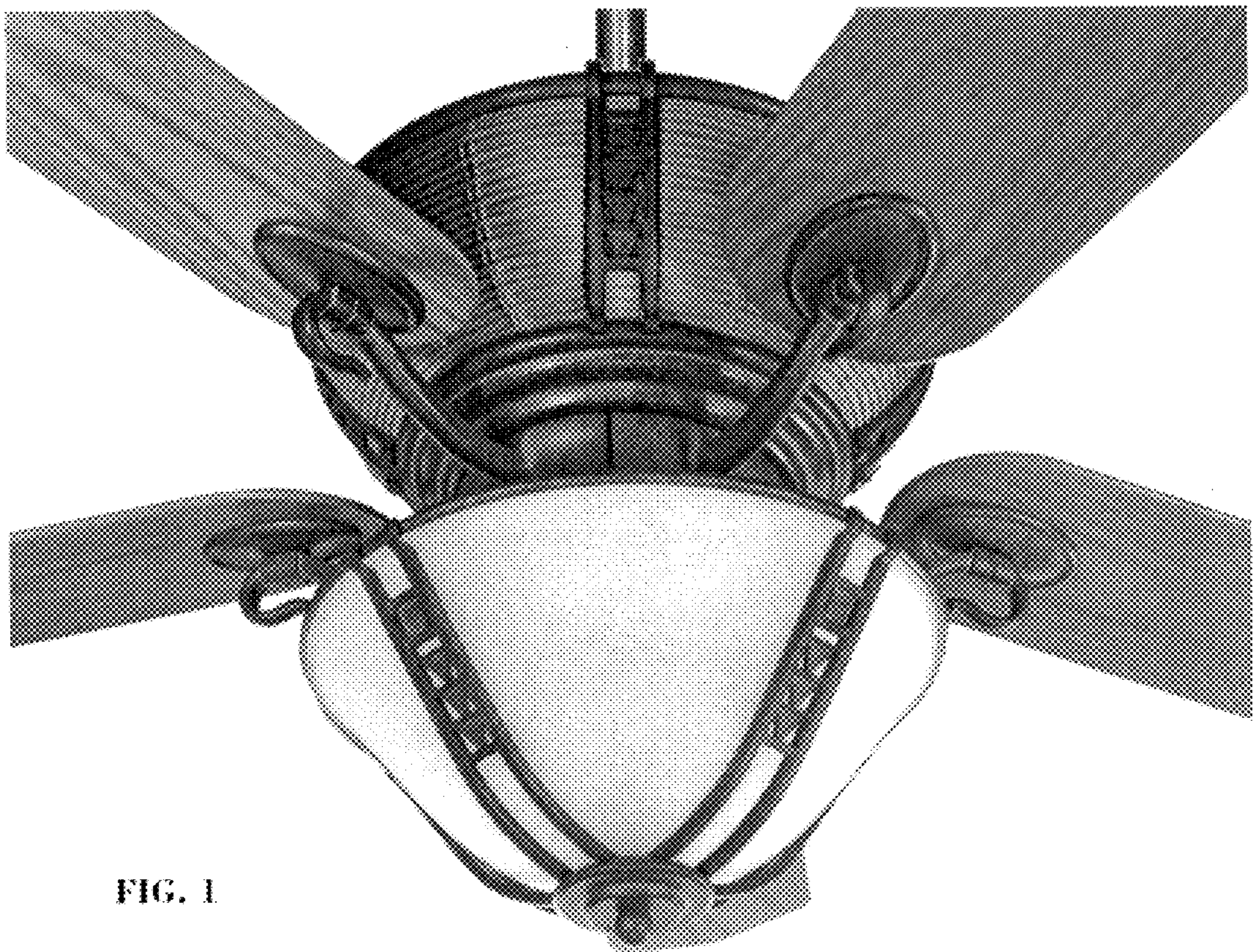


FIG. 1


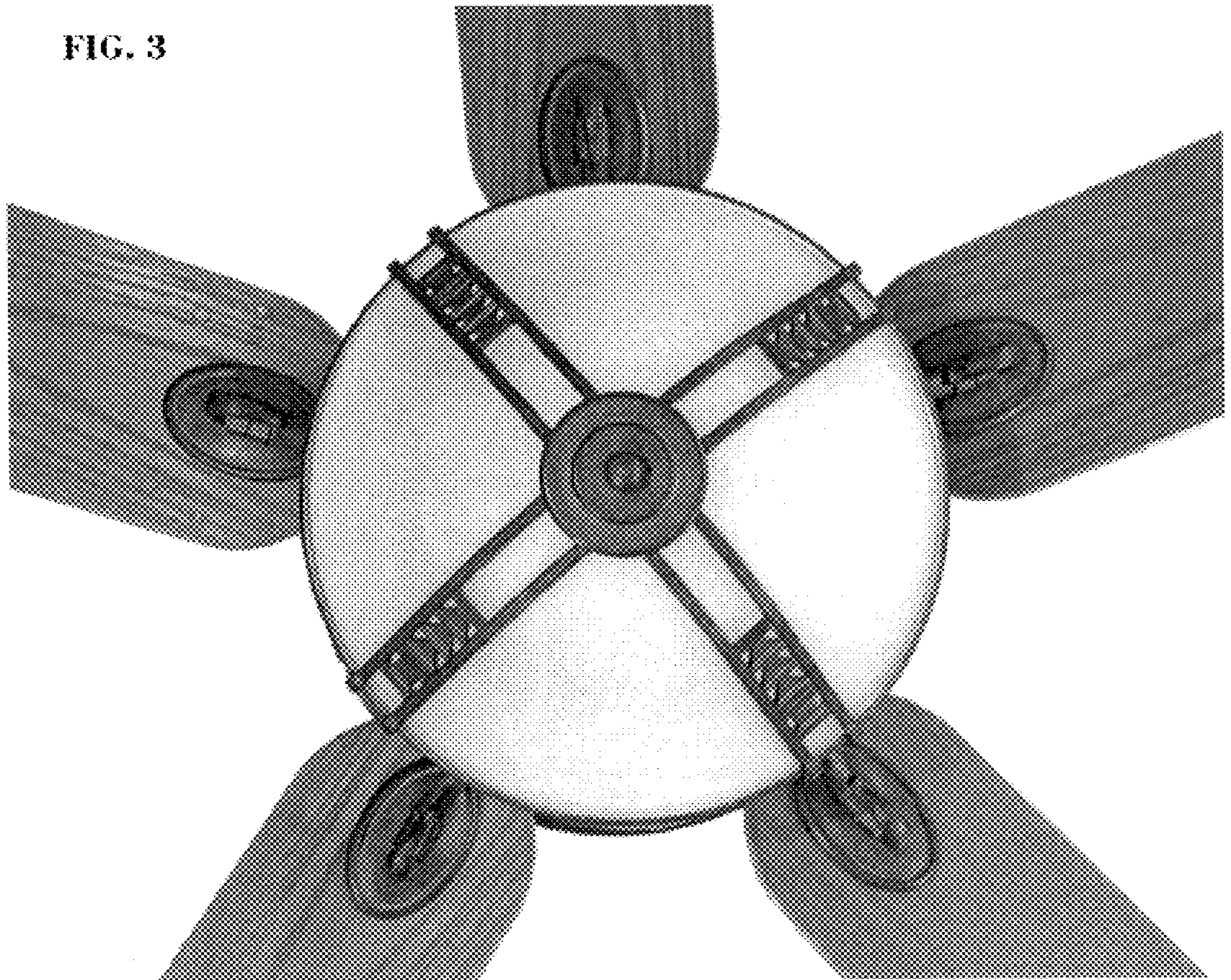


FIG. 3






FIG. 4