



US00D478944S

(12) **United States Design Patent**
Peterson

(10) **Patent No.:** **US D478,944 S**

(45) **Date of Patent:** **** Aug. 26, 2003**

(54) **AERODYNAMIC FLYING DISK**
(76) Inventor: **Lloyd E. Peterson**, 13205 Lakeview Dr., Burnsville, MN (US) 55337
(**) Term: **14 Years**

D390,282 S * 2/1998 Burdick D21/443
D401,288 S * 11/1998 Dunipace D21/443
D466,562 S * 12/2002 Peterson D21/443

* cited by examiner

(21) Appl. No.: **29/166,352**
(22) Filed: **Aug. 26, 2002**

Primary Examiner—Ted Shooman
Assistant Examiner—C Tuttle
(74) *Attorney, Agent, or Firm*—James W. Miller

Related U.S. Application Data

(57) **CLAIM**

(63) Continuation-in-part of application No. 29/155,508, filed on Feb. 11, 2002, now Pat. No. Des. 466,562, and a division of application No. 10/073,534, filed on Feb. 11, 2002.
(51) **LOC (7) Cl.** **21-02**
(52) **U.S. Cl.** **D21/443**
(58) **Field of Search** D21/443, 436, D21/451, 455; 446/46-48, 242, 243, 485, 219; 473/570, 588-590; 273/DIG. 24; 362/34, 89, 216

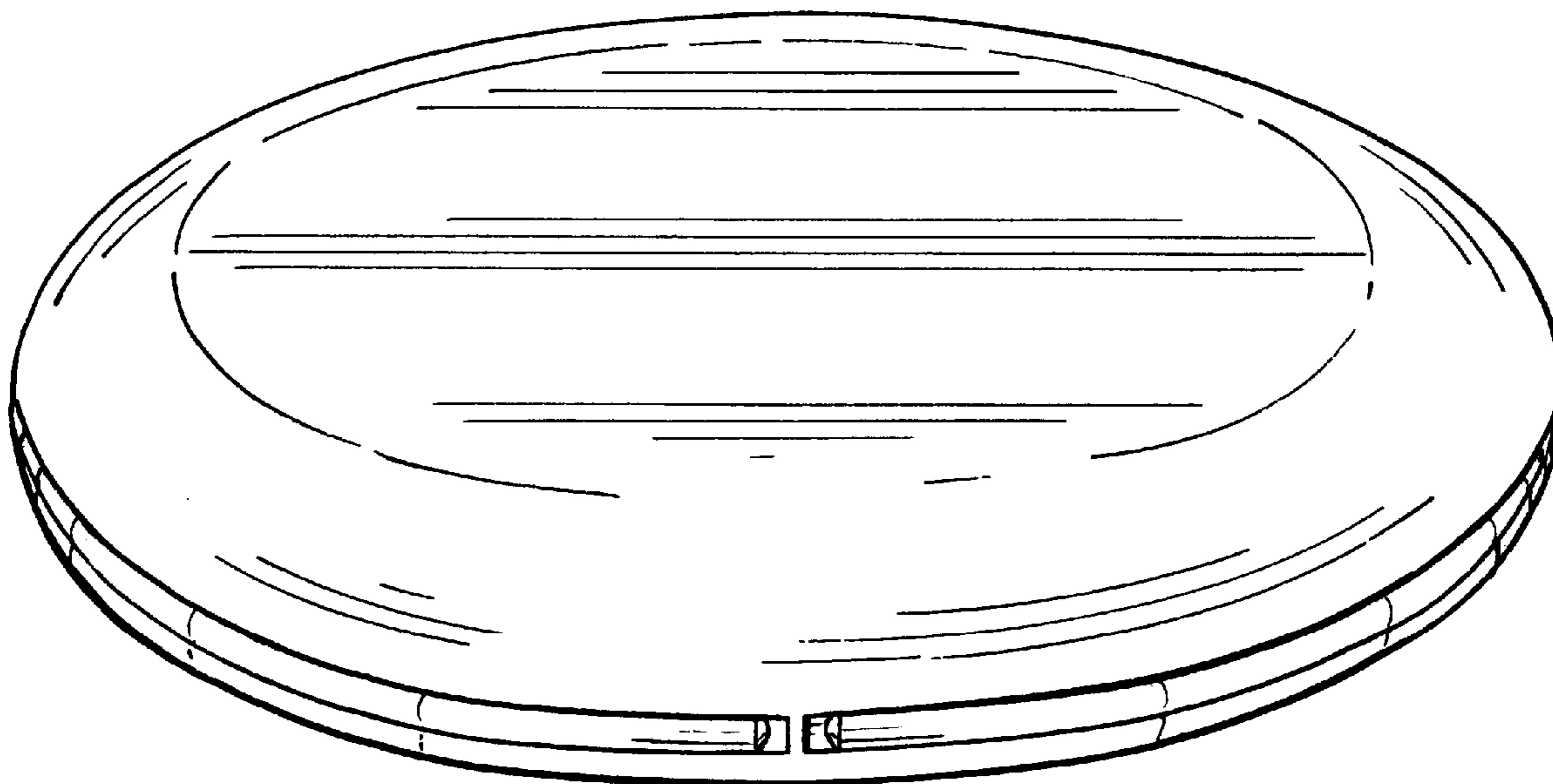
The ornamental design for an aerodynamic flying disk, as shown and described.

DESCRIPTION

(56) **References Cited**
U.S. PATENT DOCUMENTS
3,852,910 A * 12/1974 Everett 446/46
4,254,575 A * 3/1981 Gould 446/46
4,301,616 A * 11/1981 Gudgel 46/228
D272,751 S * 2/1984 Brackmann D21/443
D282,089 S * 1/1986 Andersen D21/443
5,536,195 A * 7/1996 Stamos 446/48
5,683,316 A * 11/1997 Campbell 473/570

FIG. 1 is a perspective view of an aerodynamic flying disk showing my new design with a plurality of light sticks carried in the circumferential rim of the flying disk; FIG. 2 is a top plan view of the invention illustrated in FIG. 1; FIG. 3 is a left elevational view of the invention illustrated in FIG. 2; FIG. 4 is a right elevational view of the invention illustrated in FIG. 2; FIG. 5 is a bottom plan view of the invention illustrated in FIG. 2; FIG. 6 is a rear elevational view of the invention illustrated in FIG. 2; and, FIG. 7 is a front elevational view of the invention illustrated in FIG. 2.

1 Claim, 4 Drawing Sheets



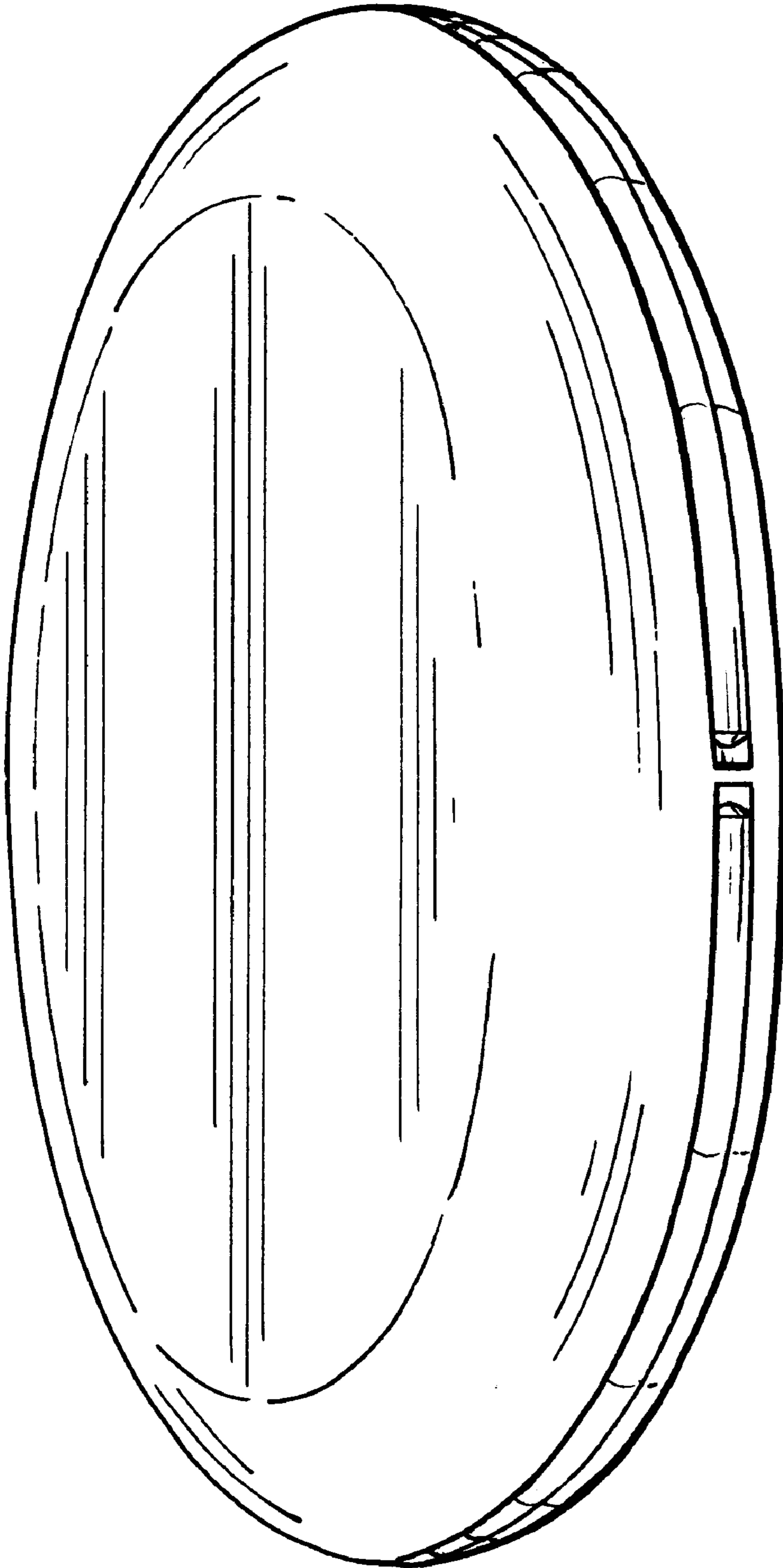


FIG. 1

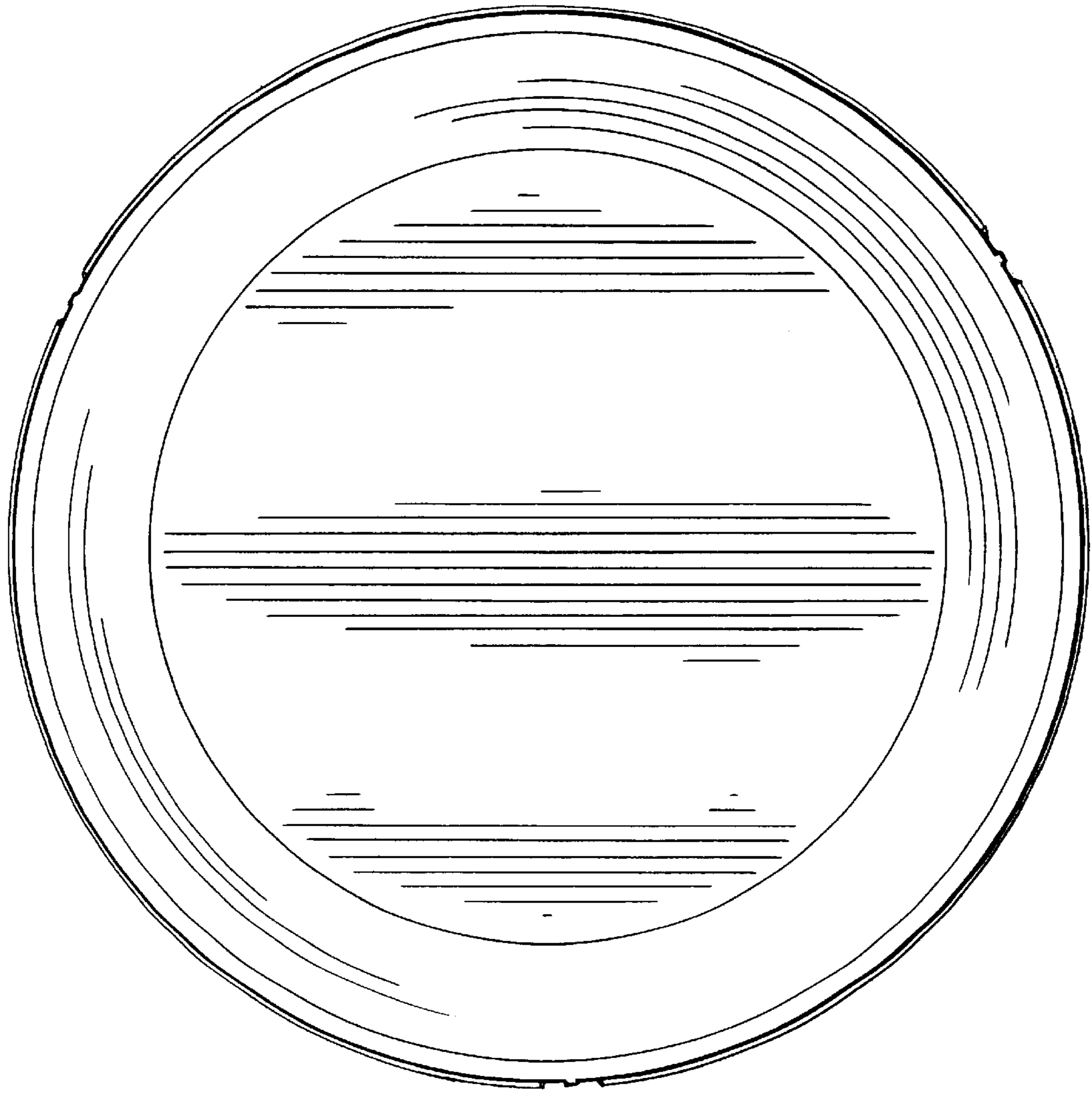


FIG. 2

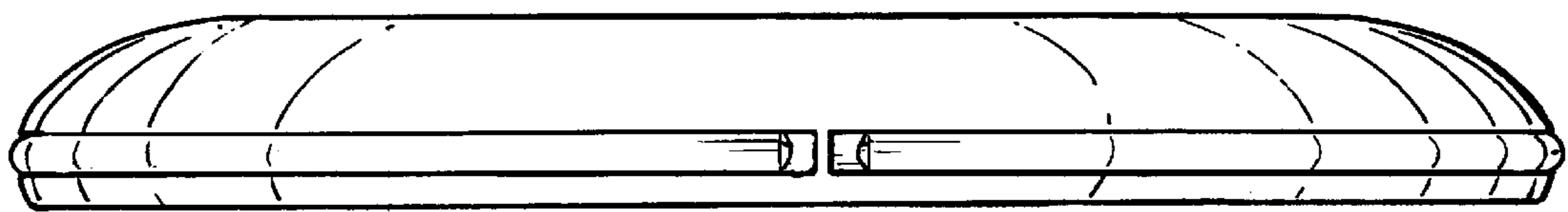


FIG. 3

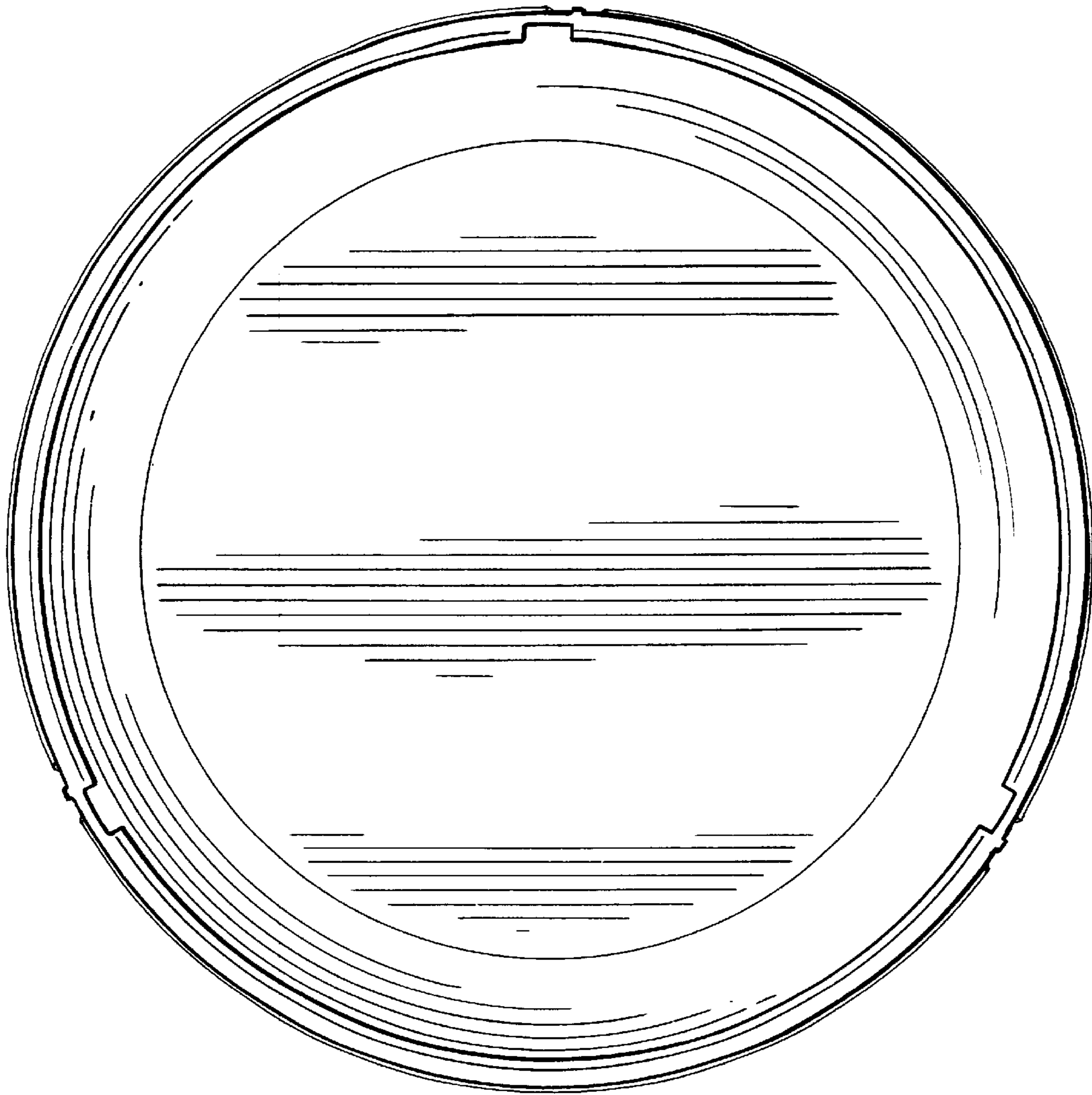


FIG. 5




FIG. 6




FIG. 6




FIG. 7