



US00D478942S

(12) **United States Design Patent**
Goltz

(10) **Patent No.:** **US D478,942 S**

(45) **Date of Patent:** **** Aug. 26, 2003**

(54) **TRAY FOR GAME PIECES**

(76) **Inventor:** **Raymond Leonard Goltz**, 240
Meadows Dr., Springboro, OH (US)
45066

(**) **Term:** **14 Years**

(21) **Appl. No.:** **29/163,831**

(22) **Filed:** **Jul. 11, 2002**

(51) **LOC (7) Cl.** **21-01**

(52) **U.S. Cl.** **D21/392**

(58) **Field of Search** D19/86, 90; D20/44;
D21/392-394, 396; 273/150, 151, 148 A,
309; D6/407, 457, 513, 629; 211/40, 41.1,
41.2, 41.12

(56) **References Cited**

U.S. PATENT DOCUMENTS

2,394,866	A	*	2/1946	McClune	273/309
2,620,928	A	*	12/1952	Brooks	211/41.2
2,742,292	A	*	4/1956	McDonough	273/150
D262,727	S	*	1/1982	Snyder	D21/392
D271,895	S	*	12/1983	Runions	D21/392
D273,961	S	*	5/1984	Bassey	D6/457

4,453,714	A	*	6/1984	Houser	273/148 A
5,215,198	A	*	6/1993	Sutton	211/40
D353,412	S	*	12/1994	Bull et al.	D21/392
6,092,676	A	*	7/2000	Graham	211/41.2
6,405,878	B1	*	6/2002	Graham	211/41.2

* cited by examiner

Primary Examiner—Sandra L. Morris

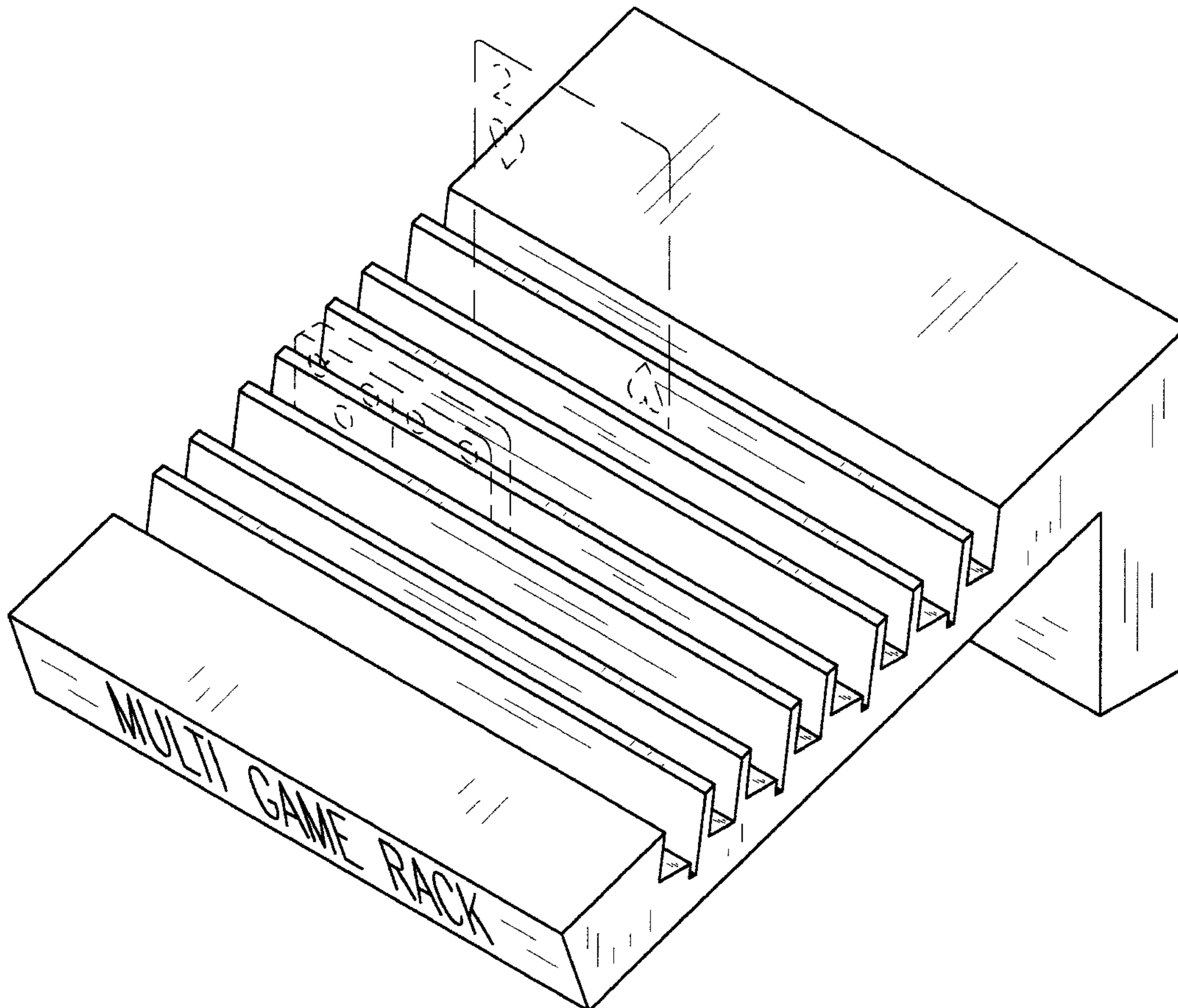
(57) **CLAIM**

The ornamental design for a tray for game pieces, as shown and described.

DESCRIPTION

FIG. 1 is a front elevational view of a tray for game pieces showing my new design;
 FIG. 2 is a rear elevational view thereof;
 FIG. 3 is a side view, taken from the left side of FIG. 1, the right side view being a mirror image thereof;
 FIG. 4 is a top plan view thereof;
 FIG. 5 is a bottom plan view thereof; and,
 FIG. 6 is a perspective view thereof.
 The broken line showing a domino and a playing card in FIG. 6 is for illustrative purposes only and forms no part of the claimed design.

1 Claim, 6 Drawing Sheets



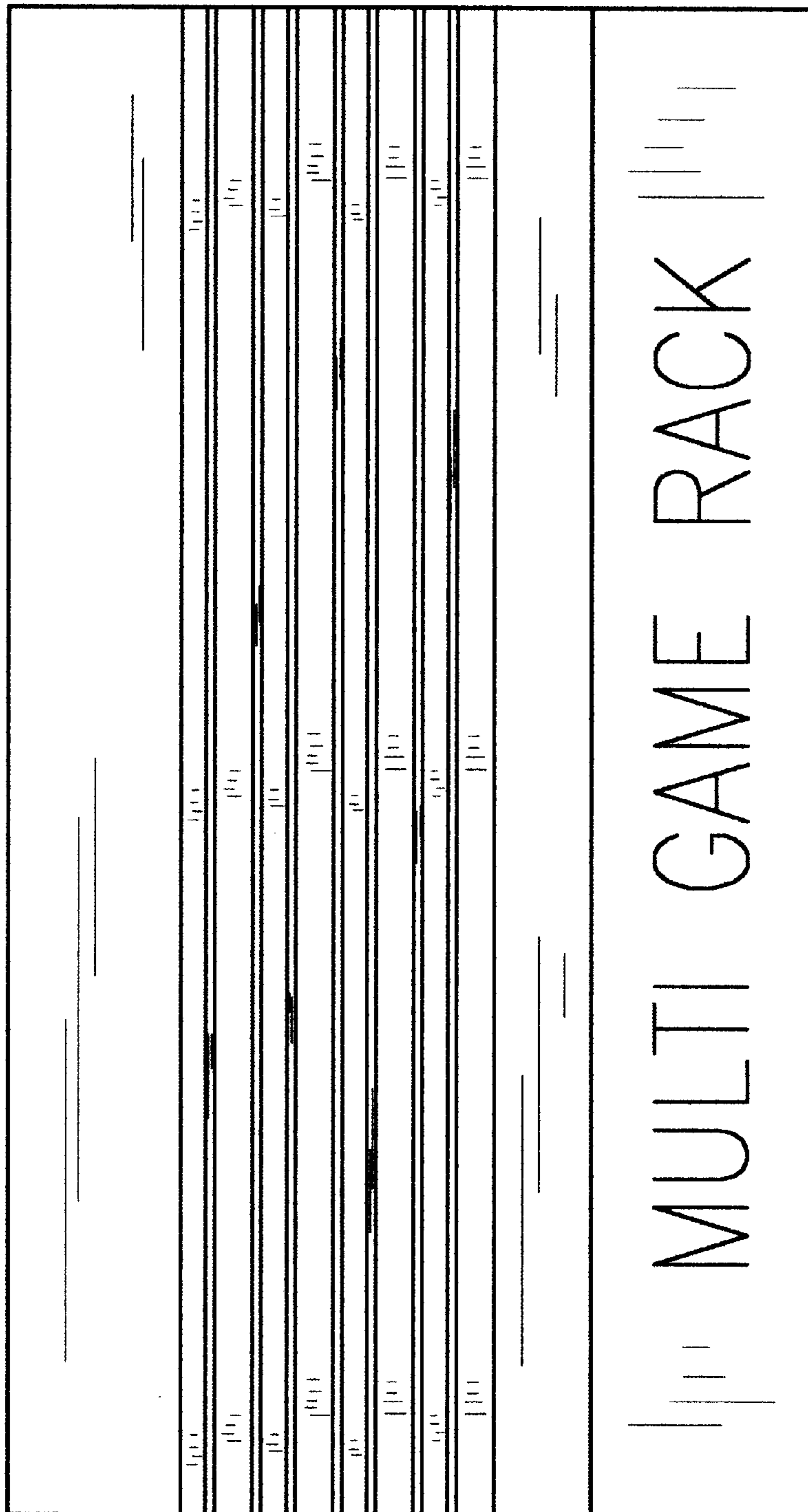


FIG. 1




FIG. 2

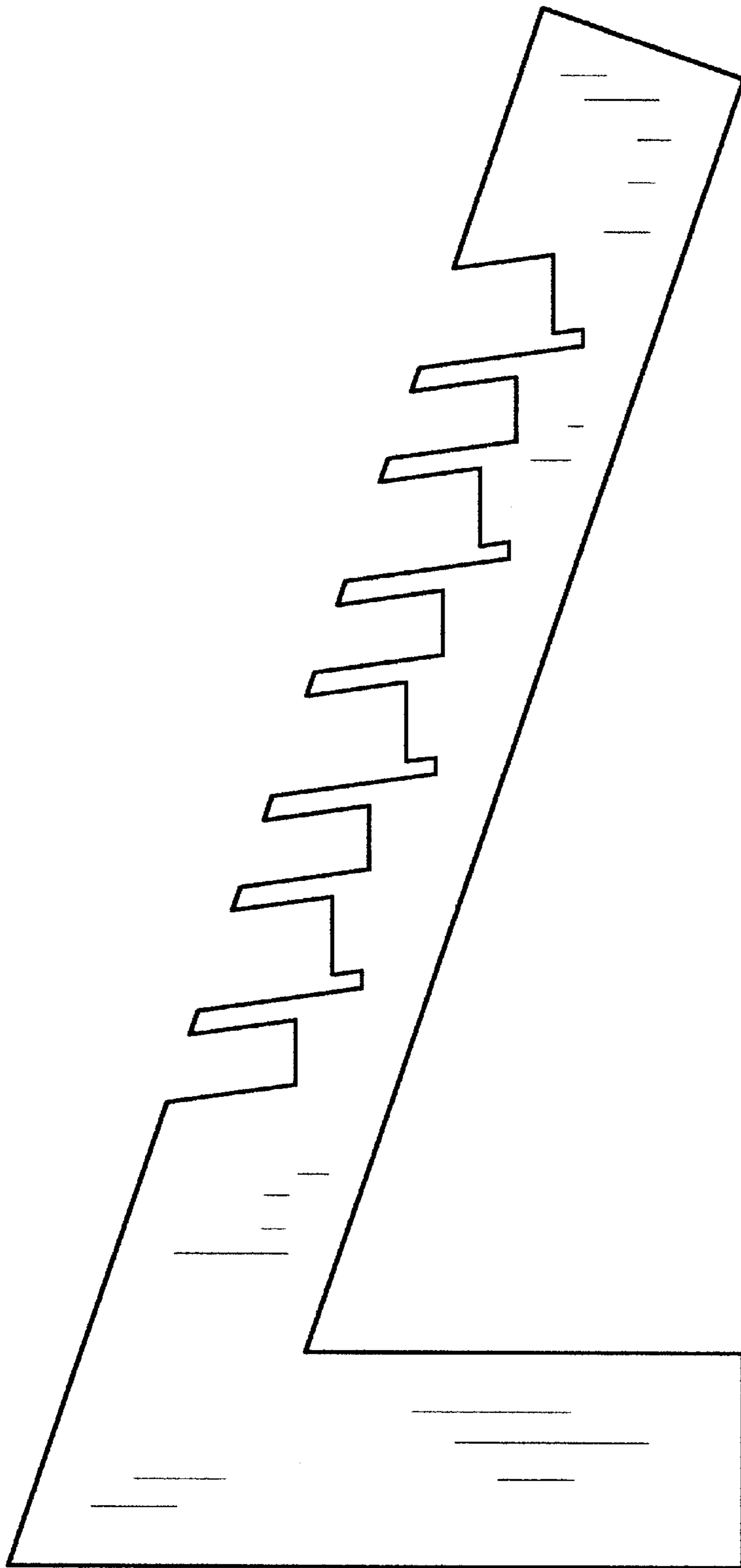


FIG. 3




FIG. 4




FIG. 5

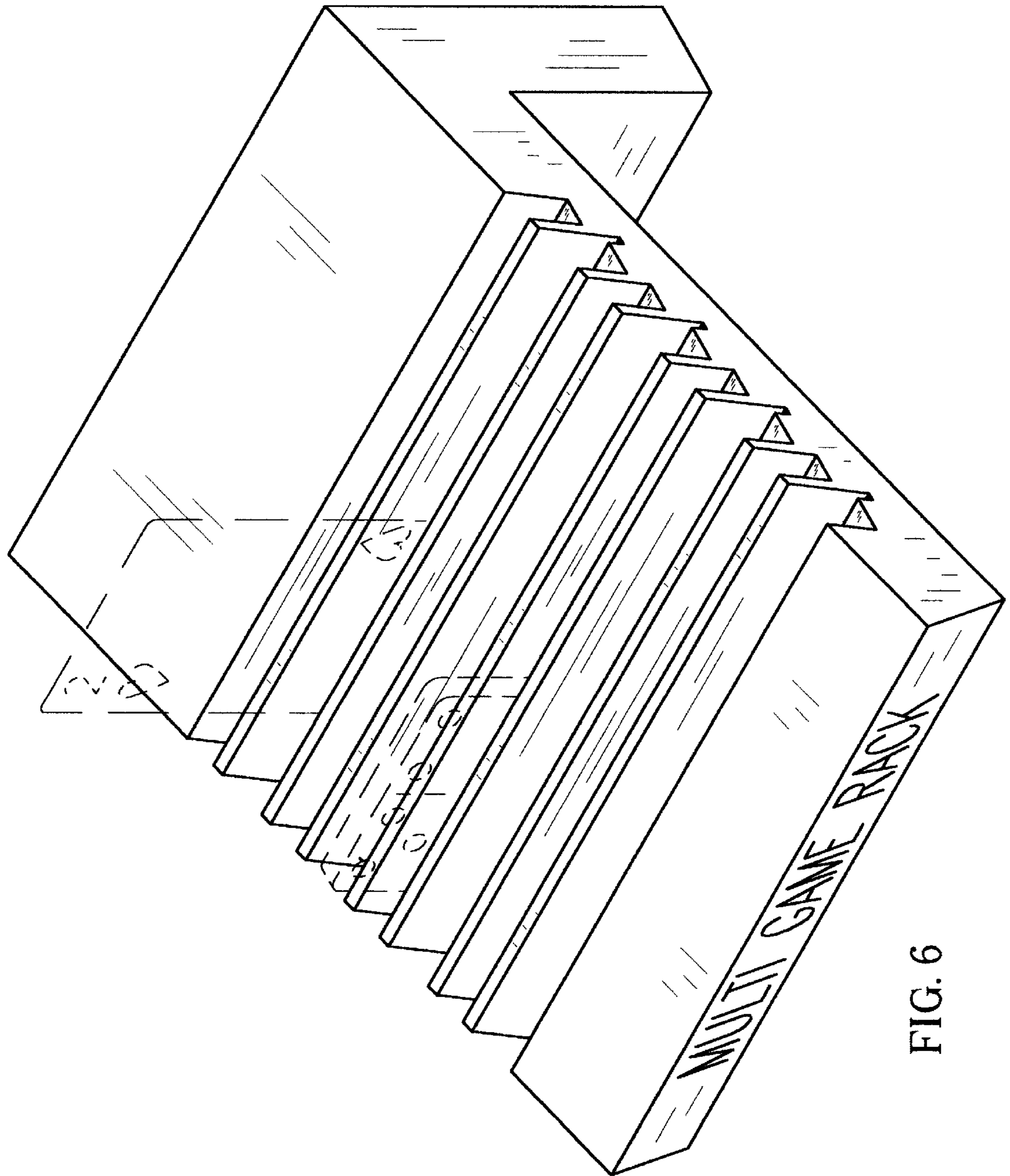


FIG. 6