



US00D478937S

(12) **United States Design Patent**  
**Giles et al.**

(10) **Patent No.:** **US D478,937 S**

(45) **Date of Patent:** **\*\* Aug. 26, 2003**

(54) **WISHBONE-SHAPED STICK**

(76) Inventors: **Anthony M. Giles**, 2652 Guthrie Ave.  
North, Oakdale, MN (US) 55128; **Beth A. Giles**, 2652 Guthrie Ave. North,  
Oakdale, MN (US) 55128

(\*\*) Term: **14 Years**

(21) Appl. No.: **29/153,217**

(22) Filed: **Jan. 8, 2002**

(51) **LOC (7) Cl.** ..... **21-01**

(52) **U.S. Cl.** ..... **D21/300**

(58) **Field of Search** ..... D21/300, 437,  
D21/453, 454, 771; 273/288, 459; D22/106;  
124/17; D30/131; 119/725

(56) **References Cited**

**U.S. PATENT DOCUMENTS**

D160,708 S \* 10/1950 Hodge ..... 124/17 X

3,403,910 A \* 10/1968 Claycomb ..... D21/437  
3,862,626 A \* 1/1975 Doherty ..... 124/17  
D312,480 S \* 11/1990 Darnell ..... D21/437  
D353,182 S \* 12/1994 Rubin ..... D22/106  
D360,672 S \* 7/1995 Morton ..... D22/106  
6,328,307 B1 \* 12/2001 Saldana ..... 273/459

\* cited by examiner

*Primary Examiner*—Prabhakar Deshmukh

(57) **CLAIM**

The ornamental design for a wishbone-shaped stick, as shown and described.

**DESCRIPTION**

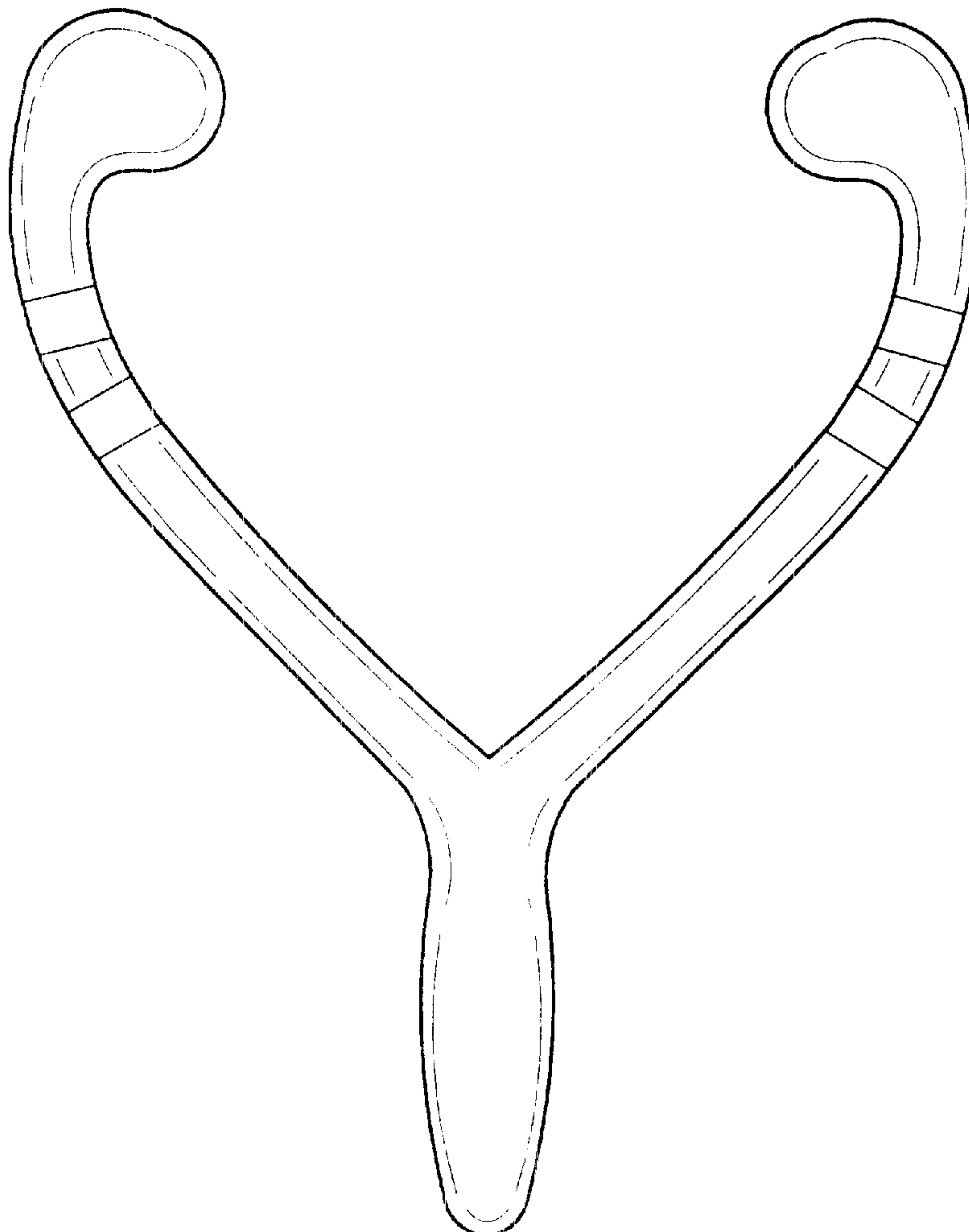
FIG. 1 is a front view of a wishbone-shaped stick showing my new design.

FIG. 2 is a side view of the wishbone-shaped stick.

FIG. 3 is a top view of the wishbone-shaped stick; and,

FIG. 4 is a bottom view of the wishbone-shaped stick.

**1 Claim, 2 Drawing Sheets**



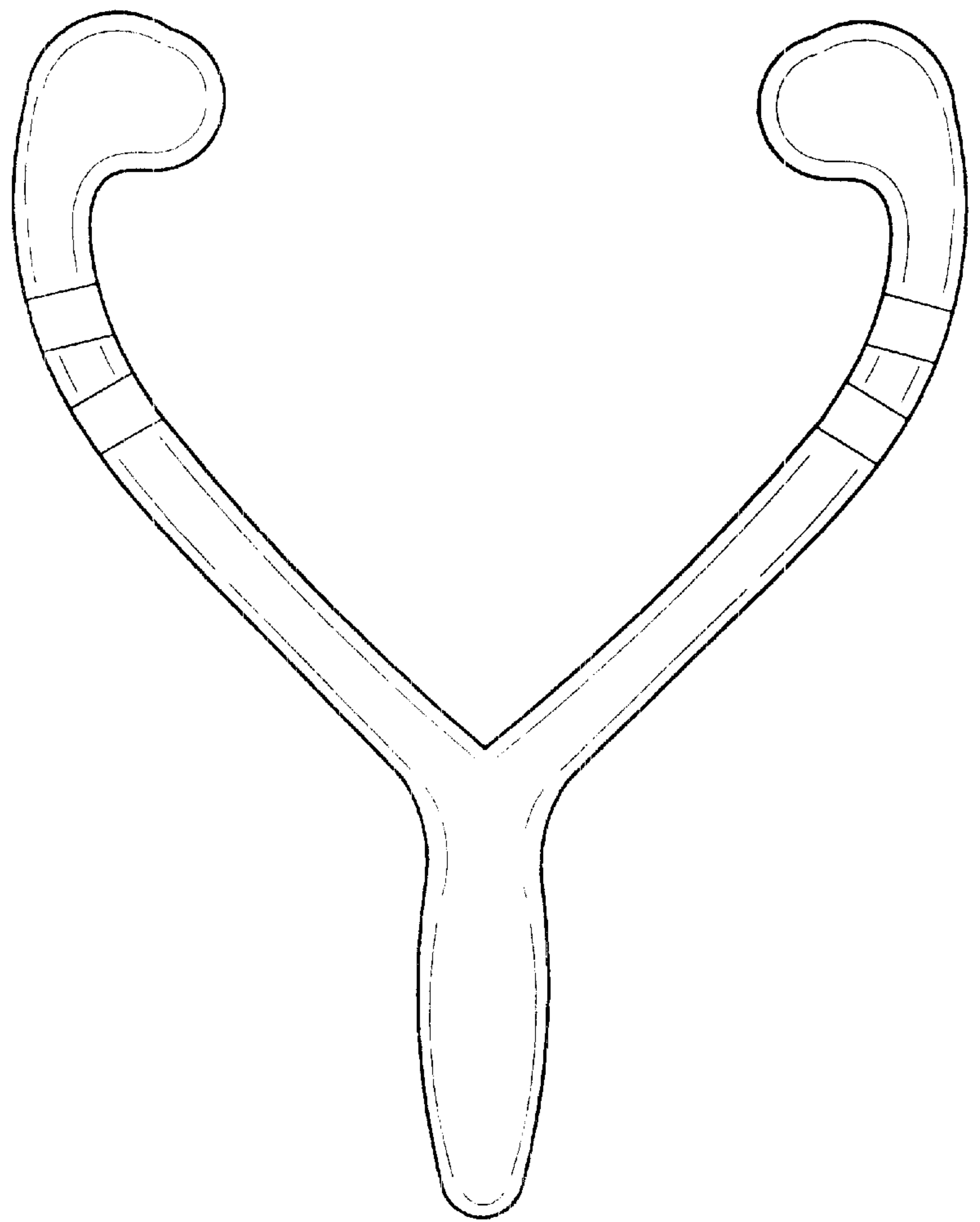


FIG. 1

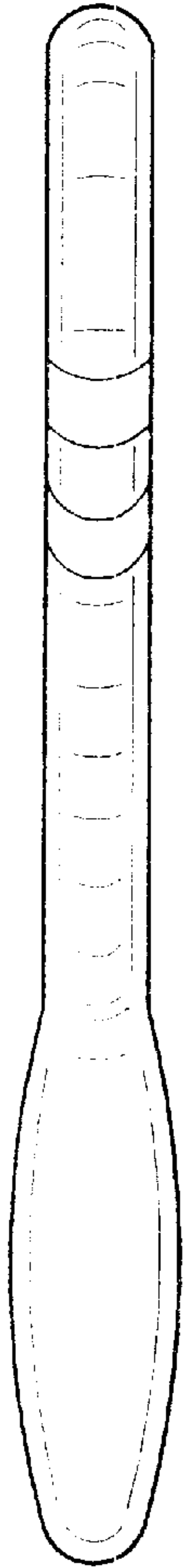


FIG. 2

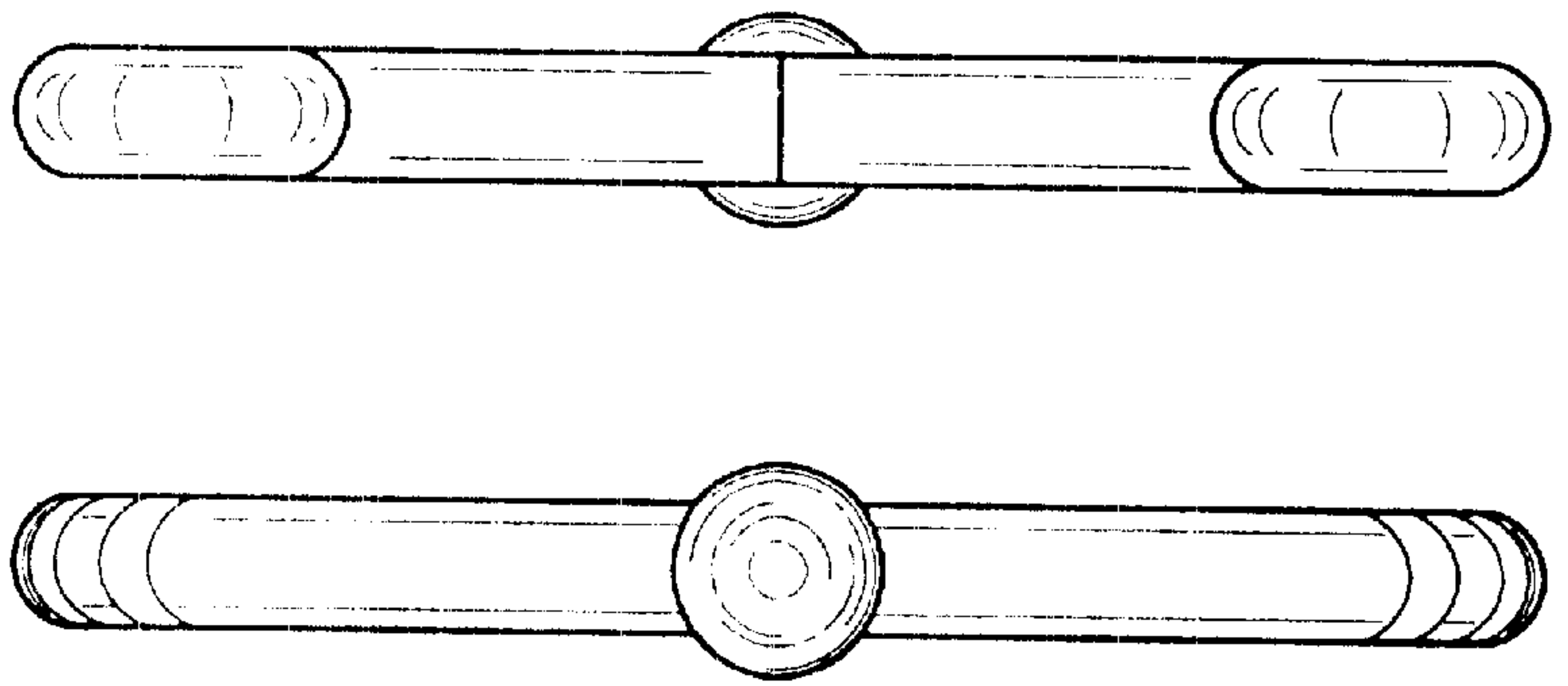


FIG. 3

FIG. 4