



US00D478919S

(12) **United States Design Patent**
Morton et al.

(10) **Patent No.: US D478,919 S**

(45) **Date of Patent: ** Aug. 26, 2003**

(54) **HOLE SAW**

(75) Inventors: **Lane M. Morton**, Greensboro, NC
(US); **Noah Martin**, Springfield, MA
(US)

(73) Assignee: **South Deerfield Industries, Inc.**,
Deerfield, MA (US)

(**) Term: **14 Years**

(21) Appl. No.: **29/165,006**

(22) Filed: **Aug. 2, 2002**

(51) **LOC (7) Cl. 15-09**

(52) **U.S. Cl. D15/139**

(58) **Field of Search D15/139; 408/200-225**

(56) **References Cited**

U.S. PATENT DOCUMENTS

| | | | |
|-------------|----------|----------------|---------|
| 1,231,551 A | 7/1917 | Alexander | |
| 3,648,508 A | 3/1972 | Hougen | 72/325 |
| 3,672,785 A | 6/1972 | Byrne | 408/206 |
| 3,758,221 A | 9/1973 | Meshulam | 408/204 |
| 3,784,316 A | 1/1974 | Bittern | 408/204 |
| 3,848,687 A | 11/1974 | Funakubo | 175/394 |
| 3,880,546 A | 4/1975 | Segal | 408/204 |
| 3,973,862 A | * 8/1976 | Segal | 408/204 |
| 3,976,387 A | 8/1976 | Segal | 408/204 |
| 4,072,441 A | 2/1978 | LaPointe | 408/204 |
| 4,077,737 A | 3/1978 | Morse | 408/206 |
| 4,148,593 A | 4/1979 | Clark | 408/204 |
| 4,203,692 A | 5/1980 | Jensen | 408/96 |
| 4,279,551 A | 7/1981 | Wilterding | 408/67 |
| 4,422,811 A | 12/1983 | Ellison et al. | 408/204 |
| 4,548,118 A | 10/1985 | Brosch | 83/522 |
| D282,369 S | 1/1986 | de Villiers | D15/139 |
| 4,579,486 A | 4/1986 | Damico | 408/204 |
| 4,652,185 A | 3/1987 | Malrick | 408/68 |
| 4,669,928 A | 6/1987 | Mediavilla | 408/68 |
| 4,741,651 A | 5/1988 | Despres | 408/209 |
| 4,755,087 A | 7/1988 | Parent | 408/68 |
| D303,118 S | 8/1989 | Cox | D15/139 |
| 5,007,777 A | 4/1991 | Itokazu | 408/67 |
| 5,035,548 A | 7/1991 | Pidgeon | 408/67 |
| 5,035,550 A | 7/1991 | Ajimi | 408/204 |
| 5,061,126 A | 10/1991 | Cain et al. | 408/206 |
| 5,096,341 A | 3/1992 | Despres | 408/68 |
| 5,171,111 A | 12/1992 | Kishimoto | 408/67 |
| 5,205,685 A | 4/1993 | Herbert | 408/204 |
| 5,226,762 A | 7/1993 | Ecker | 408/204 |

| | | | |
|-----------------|----------|------------------|-----------|
| 5,352,071 A | 10/1994 | Cochran et al. | 408/204 |
| 5,413,437 A | 5/1995 | Bristow | 408/1 R |
| 5,435,672 A | 7/1995 | Hall et al. | 408/68 |
| 5,492,021 A | 2/1996 | Bourgeois et al. | 73/864.45 |
| 5,651,646 A | 7/1997 | Banke et al. | 408/204 |
| 5,658,102 A | 8/1997 | Gale | 408/1 R |
| D391,974 S | 3/1998 | Brutscher | D15/139 |
| D392,297 S | 3/1998 | Brutscher | D15/139 |
| 5,743,682 A | 4/1998 | Chaney, Sr. | 408/79 |
| 5,803,677 A | 9/1998 | Brutscher et al. | 408/204 |
| 5,803,678 A | 9/1998 | Korb et al. | 408/206 |
| 5,816,752 A | 10/1998 | Benjamin | 408/68 |
| 5,820,315 A | 10/1998 | Collard | 408/80 |
| 5,904,454 A | 5/1999 | Washer | 408/67 |
| 5,934,845 A | * 8/1999 | Frey | 408/204 X |
| 6,065,909 A | 5/2000 | Cook | 408/206 |
| D438,219 S | 2/2001 | Brutscher | D15/139 |
| 6,305,885 B1 | 10/2001 | Linthicum | 408/1 R |
| 6,341,925 B1 | * 1/2002 | Despres | 408/204 |
| 6,378,629 B1 | 4/2002 | Baird | 175/75 |
| 6,409,436 B1 | 6/2002 | Despres | 408/68 |
| 6,409,437 B1 | 6/2002 | Metzger | 408/80 |
| 6,412,578 B1 | 7/2002 | Baird | 175/75 |
| 2002/0020562 A1 | 2/2002 | Baird | 175/78 |
| 2002/0037201 A1 | 3/2002 | Despres | 408/204 |

* cited by examiner

Primary Examiner—Antoine Duval Davis

(74) *Attorney, Agent, or Firm*—Larry R. Meenan

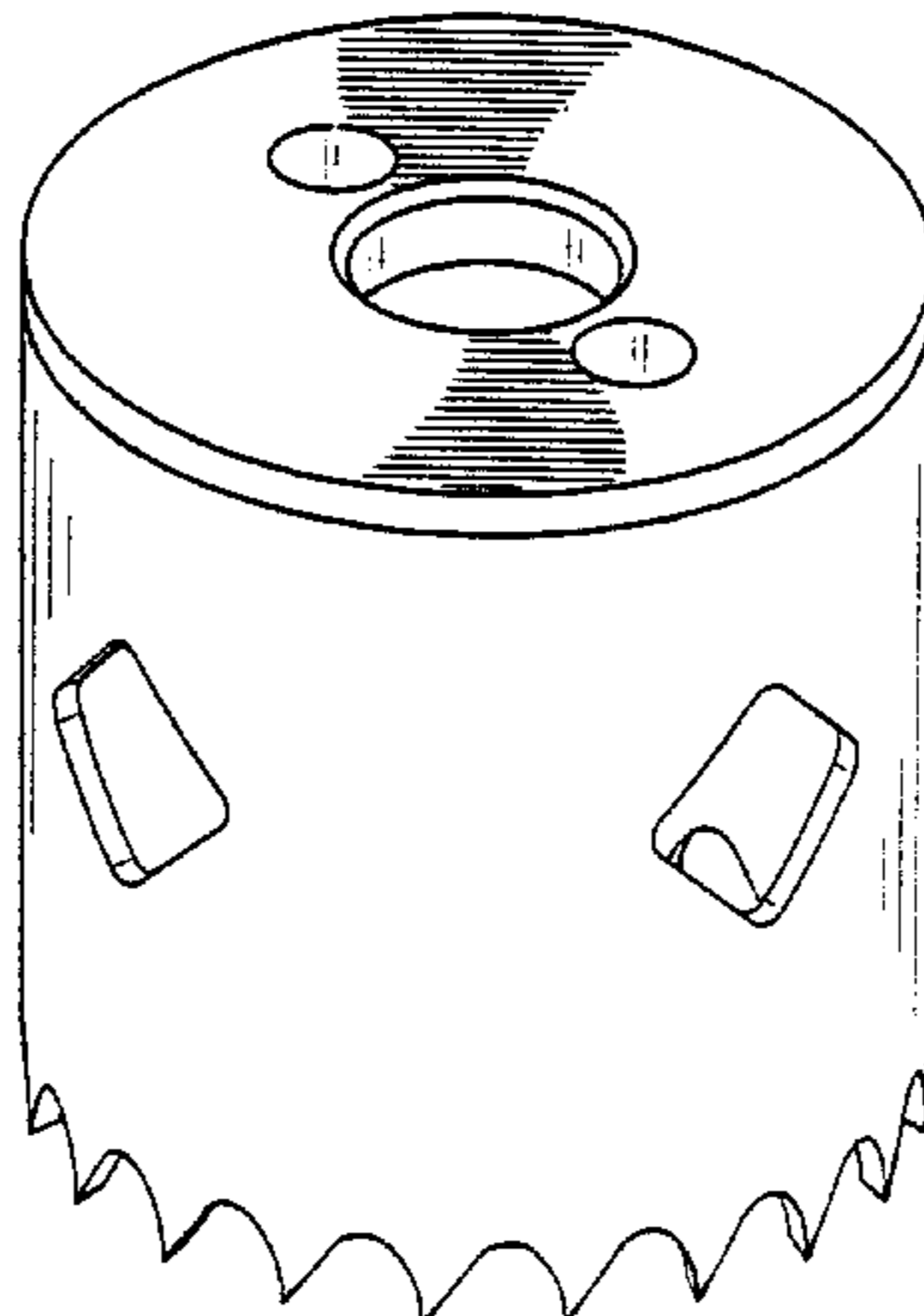
(57) **CLAIM**

The ornamental design for a hole saw, as shown.

DESCRIPTION

FIG. 1 is a side elevational view of a hole saw of the present design;
 FIG. 2 is a top view of the hole saw of the present design;
 FIG. 3 is a bottom view of the hole saw of the present design;
 FIG. 4 is a side elevational view of the hole saw of the present design, taken from the left of FIG. 1;
 FIG. 5 is a side elevational view of the hole saw of the present design, taken from the right of FIG. 1;
 FIG. 6 is a side elevational view of the hole saw of the present design, opposite side that shown in FIG. 1;
 FIG. 7 is a perspective view of the hole saw of the present design; and,
 FIG. 8 is a perspective view of the hole saw of the present design.

1 Claim, 2 Drawing Sheets



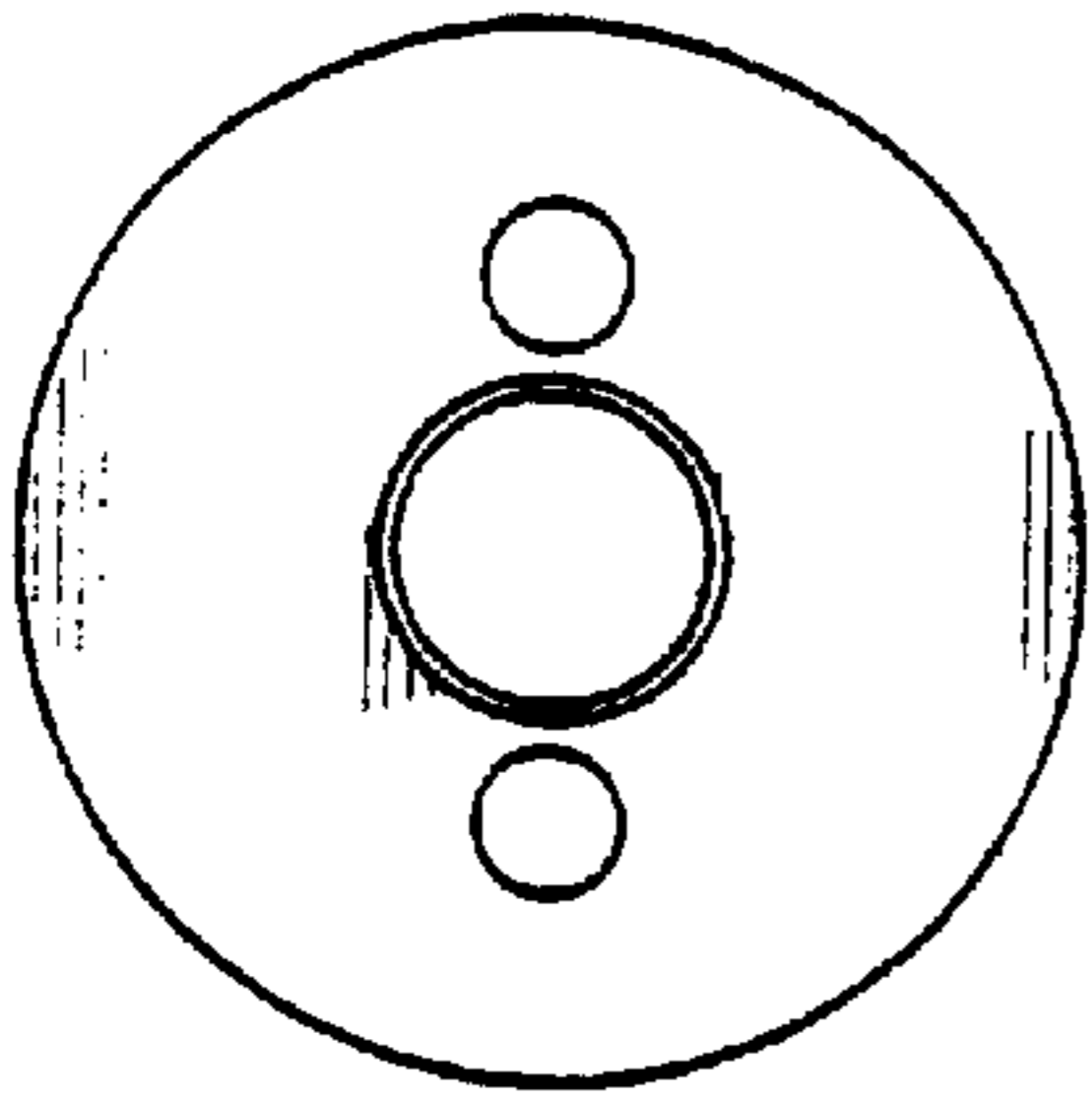


FIG. 2

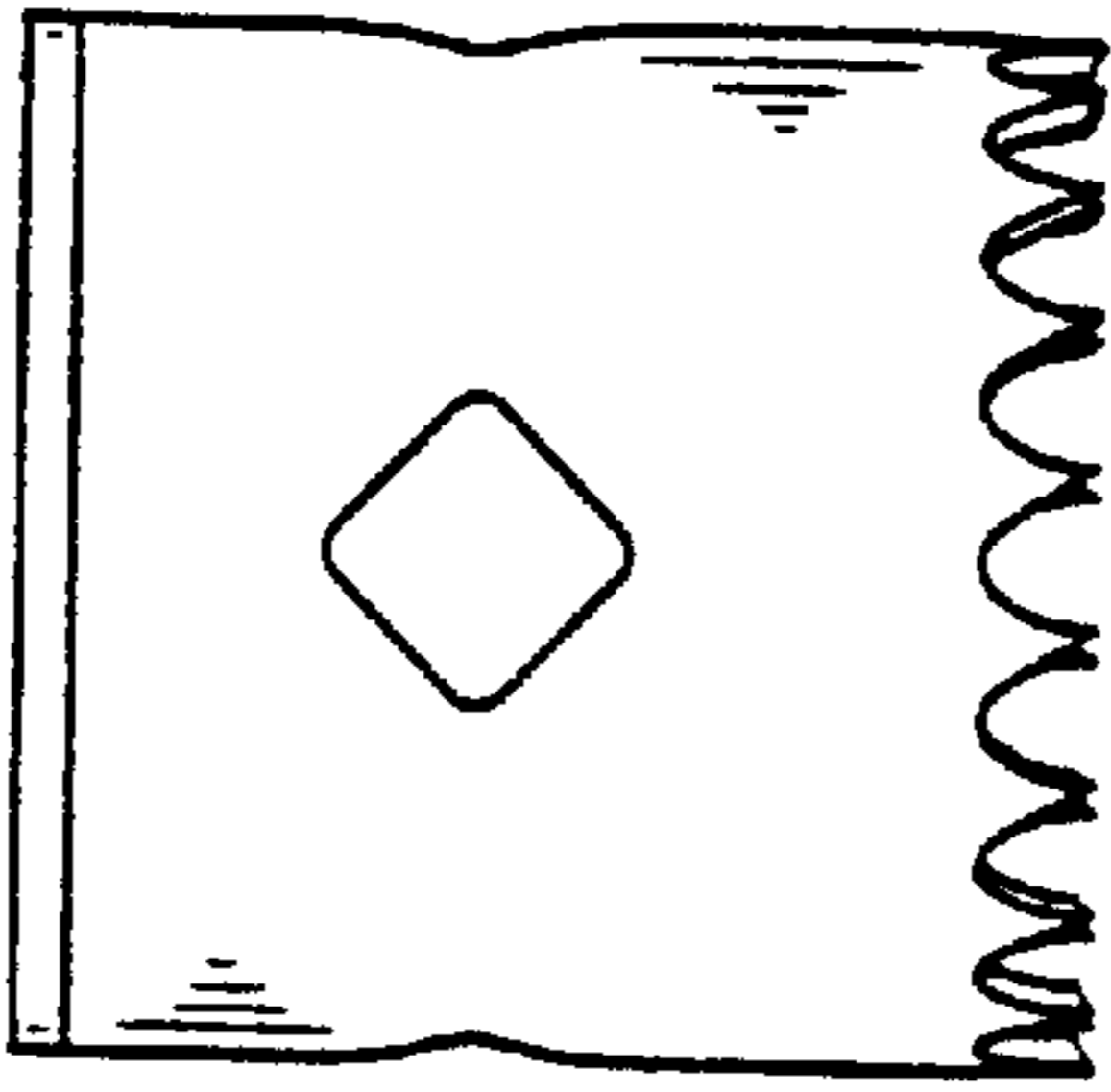


FIG. 4

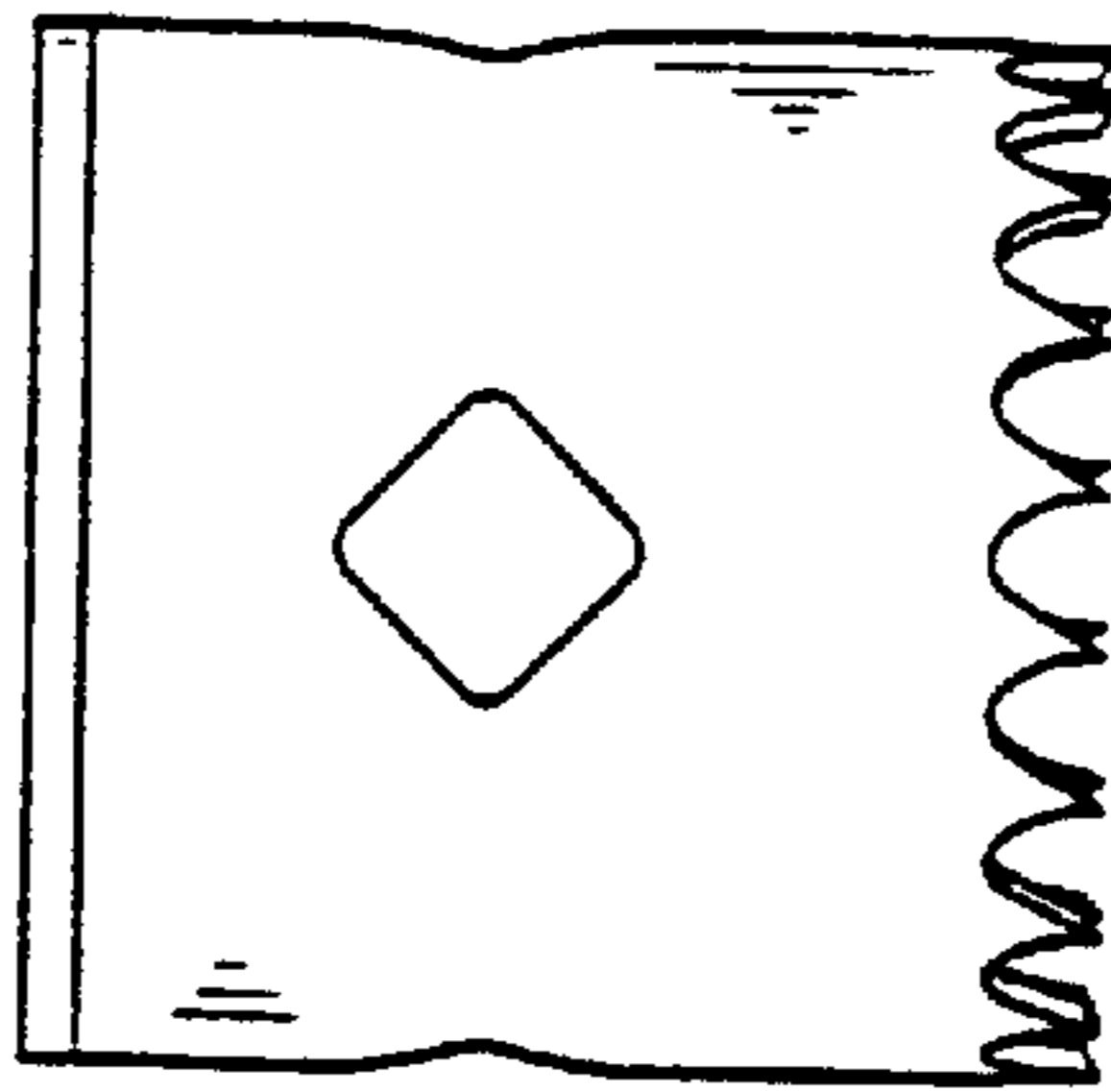


FIG. 1

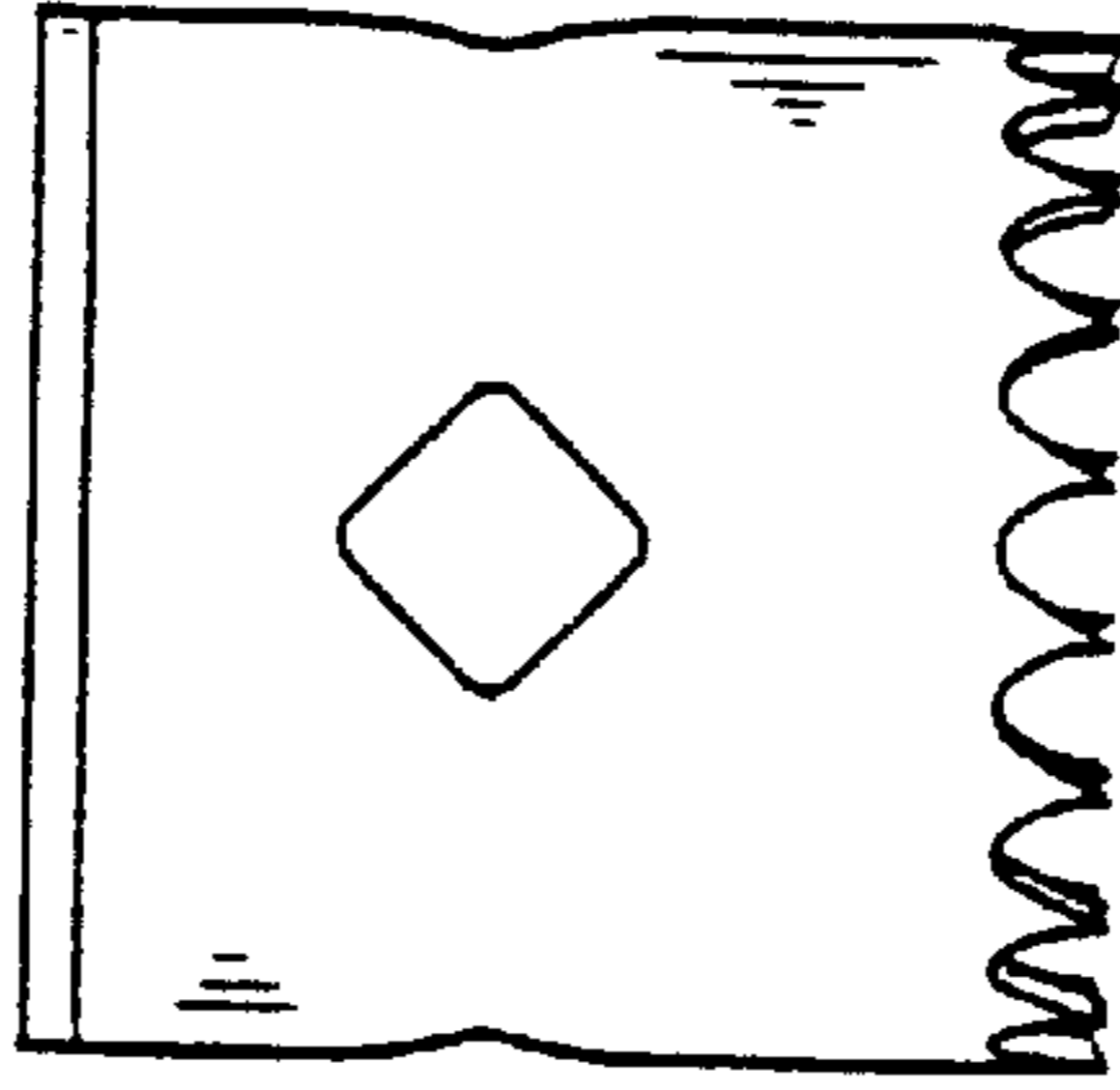


FIG. 5

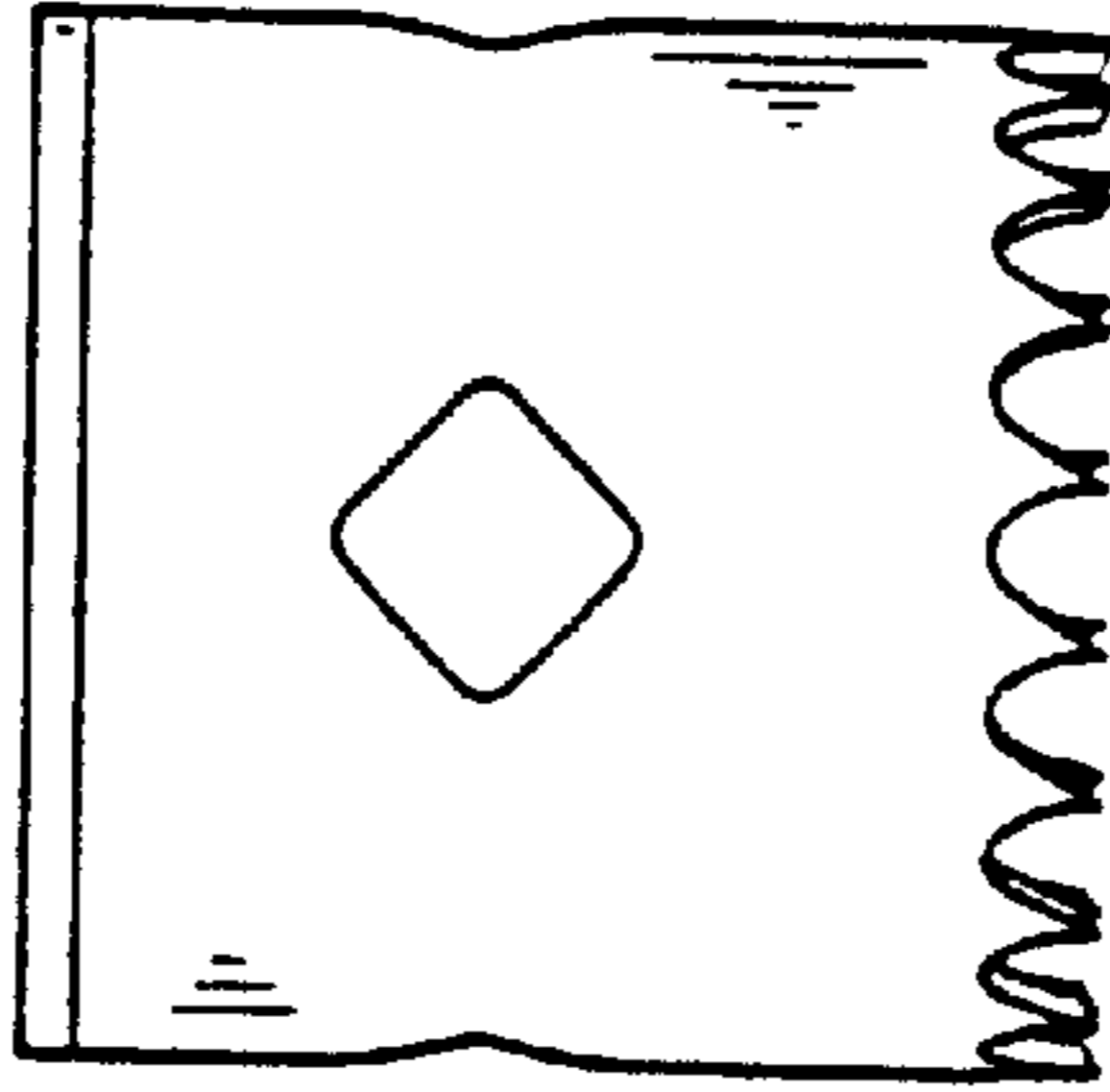


FIG. 6

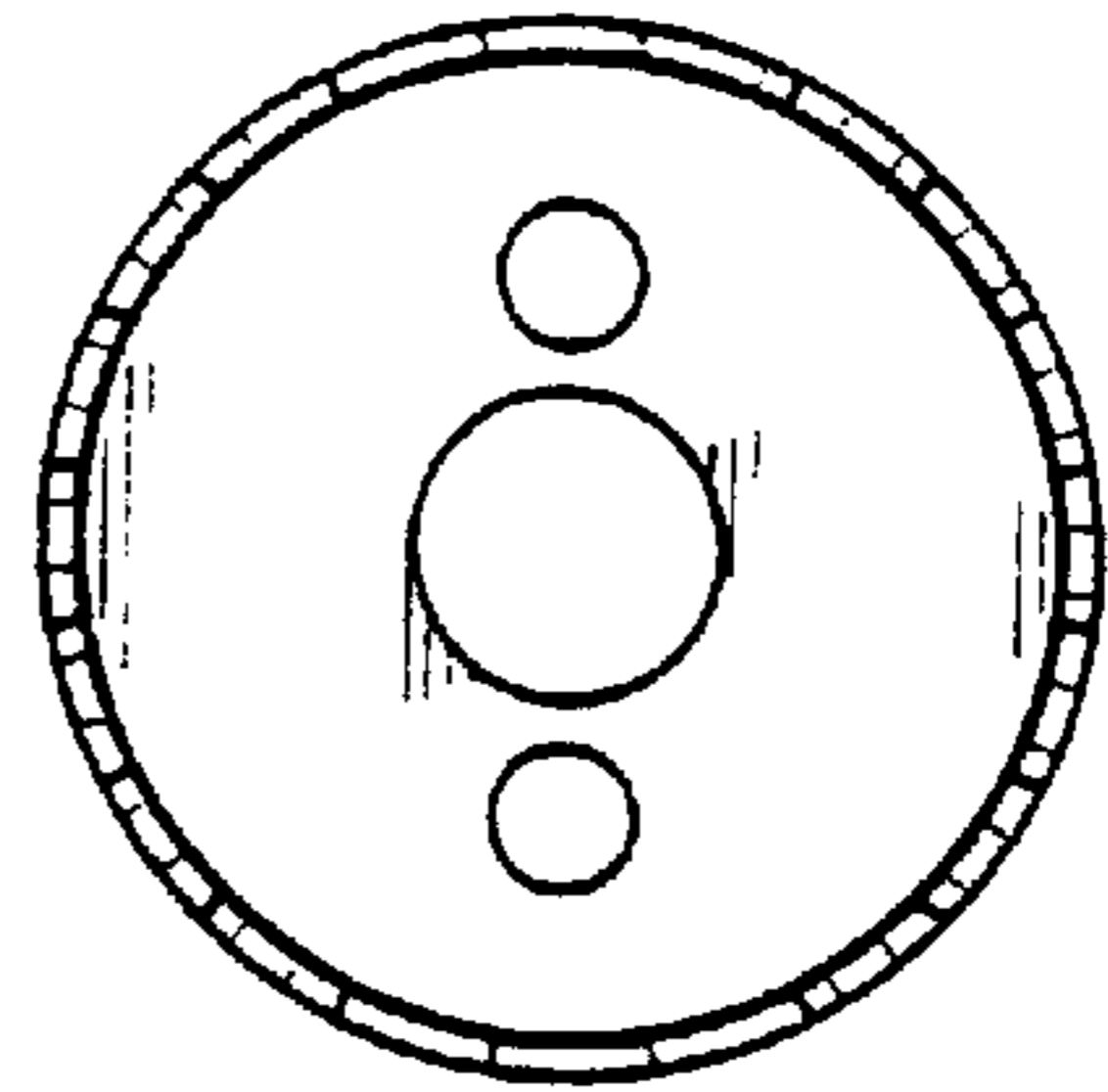


FIG. 3

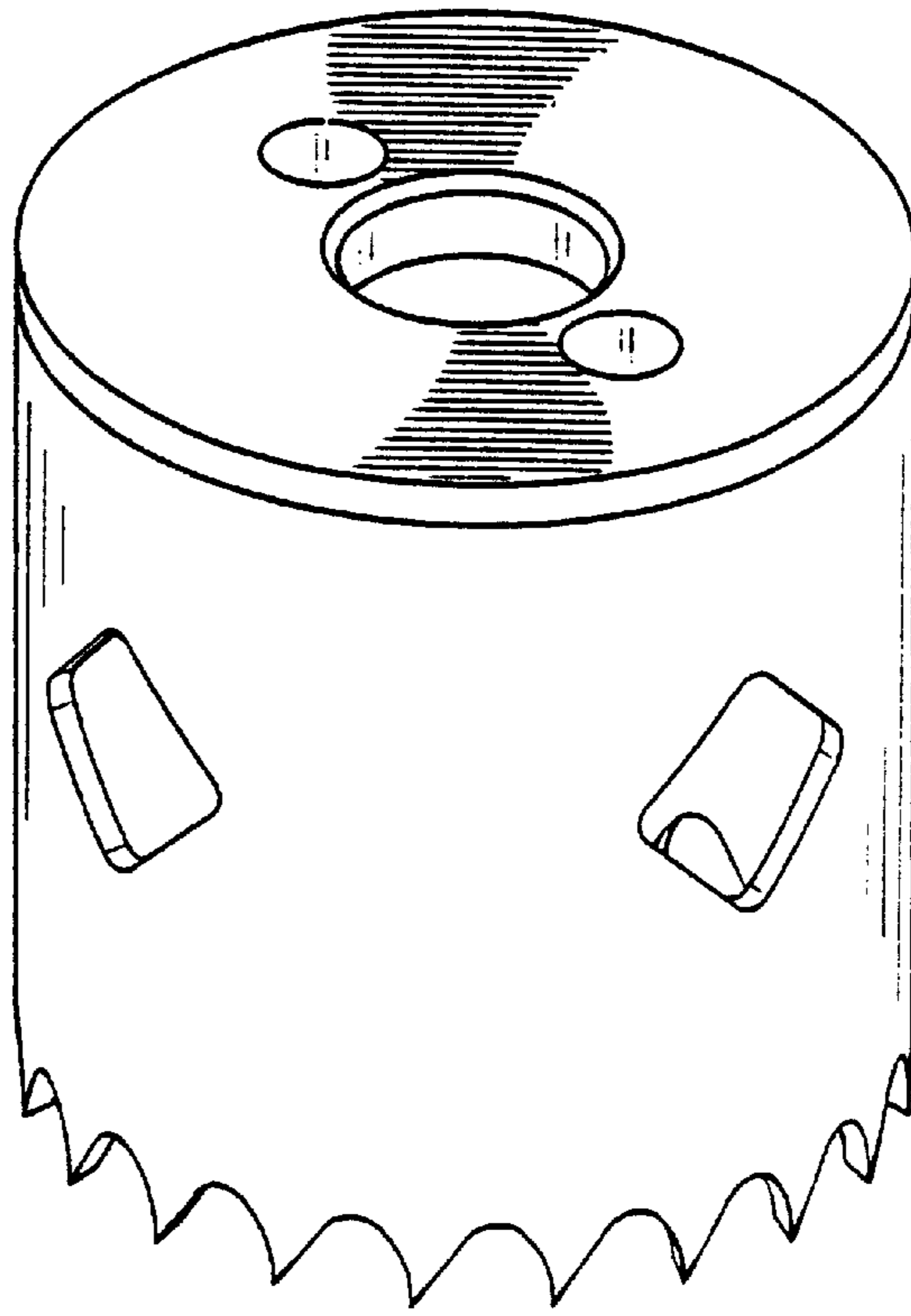


FIG. 7

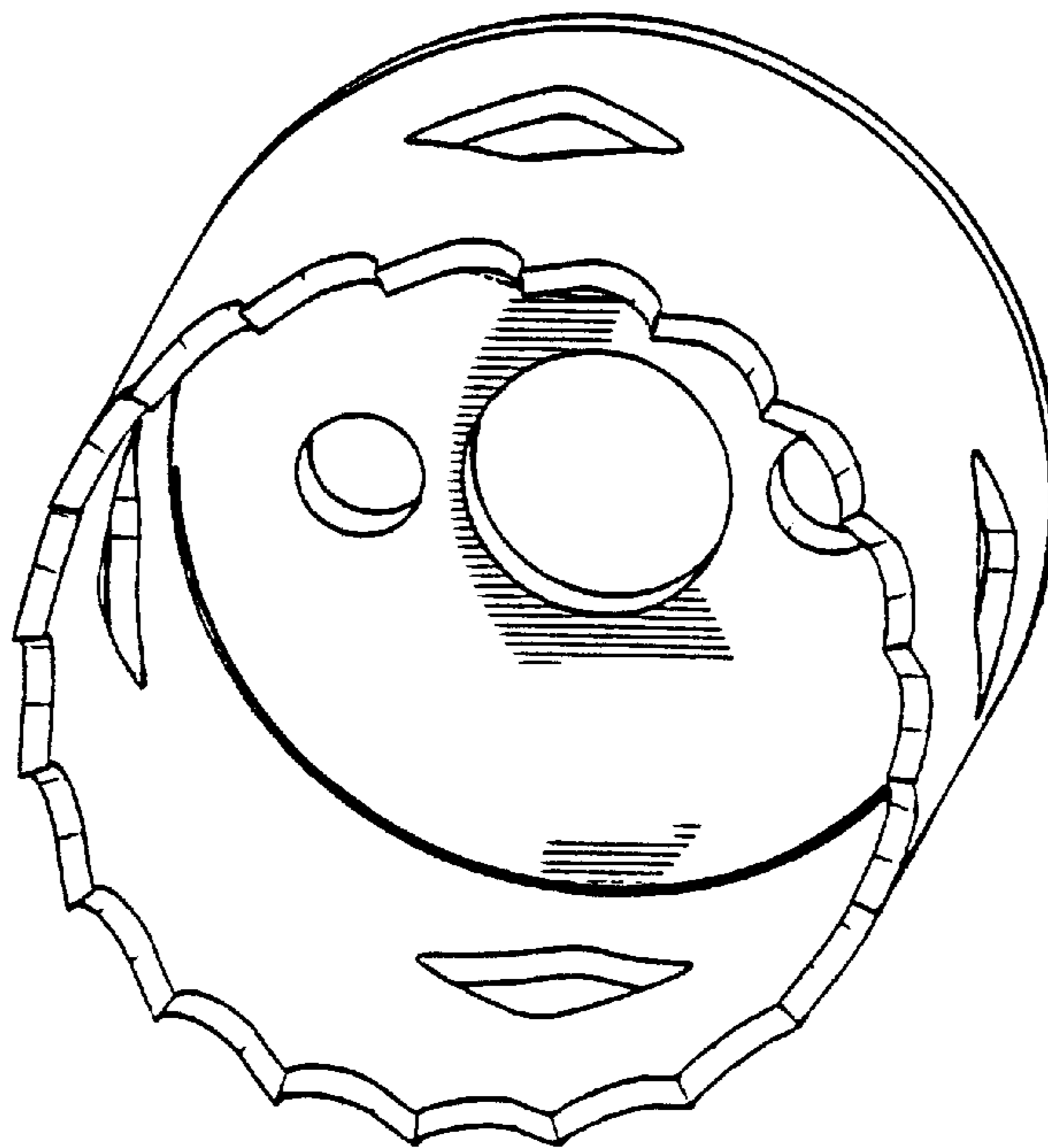


FIG. 8