



US00D478912S

(12) **United States Design Patent**
Johnson

(10) **Patent No.:** **US D478,912 S**

(45) **Date of Patent:** **** Aug. 26, 2003**

(54) **USER INTERFACE FOR A TELEVISION
DISPLAY SCREEN**

D451,536 S * 12/2001 Cornille
D459,361 S * 6/2002 Inagaki

(75) Inventor: **Travis C. Johnson**, Edmonds, WA (US)

* cited by examiner

(73) Assignee: **Digeo, Inc.**, Kirkland, WA (US)

Primary Examiner—M. H. Tung

(**) Term: **14 Years**

(74) *Attorney, Agent, or Firm*—Kory D. Christensen; Stoel Rives LLP

(21) Appl. No.: **29/148,763**

(57) **CLAIM**

(22) Filed: **Sep. 26, 2001**

The ornamental design for a user interface for a television display screen, as shown and described.

(51) **LOC (7) Cl.** **14-02**

DESCRIPTION

(52) **U.S. Cl.** **D14/485**

(58) **Field of Search** D14/485-95; D18/24-33;
D19/6; D20/11; D21/324-33; 345/700-26,
764-862

FIG. 1 is a front view of a user interface on a television display screen showing my new design; and, FIG. 2 is a front view of a second embodiment thereof.

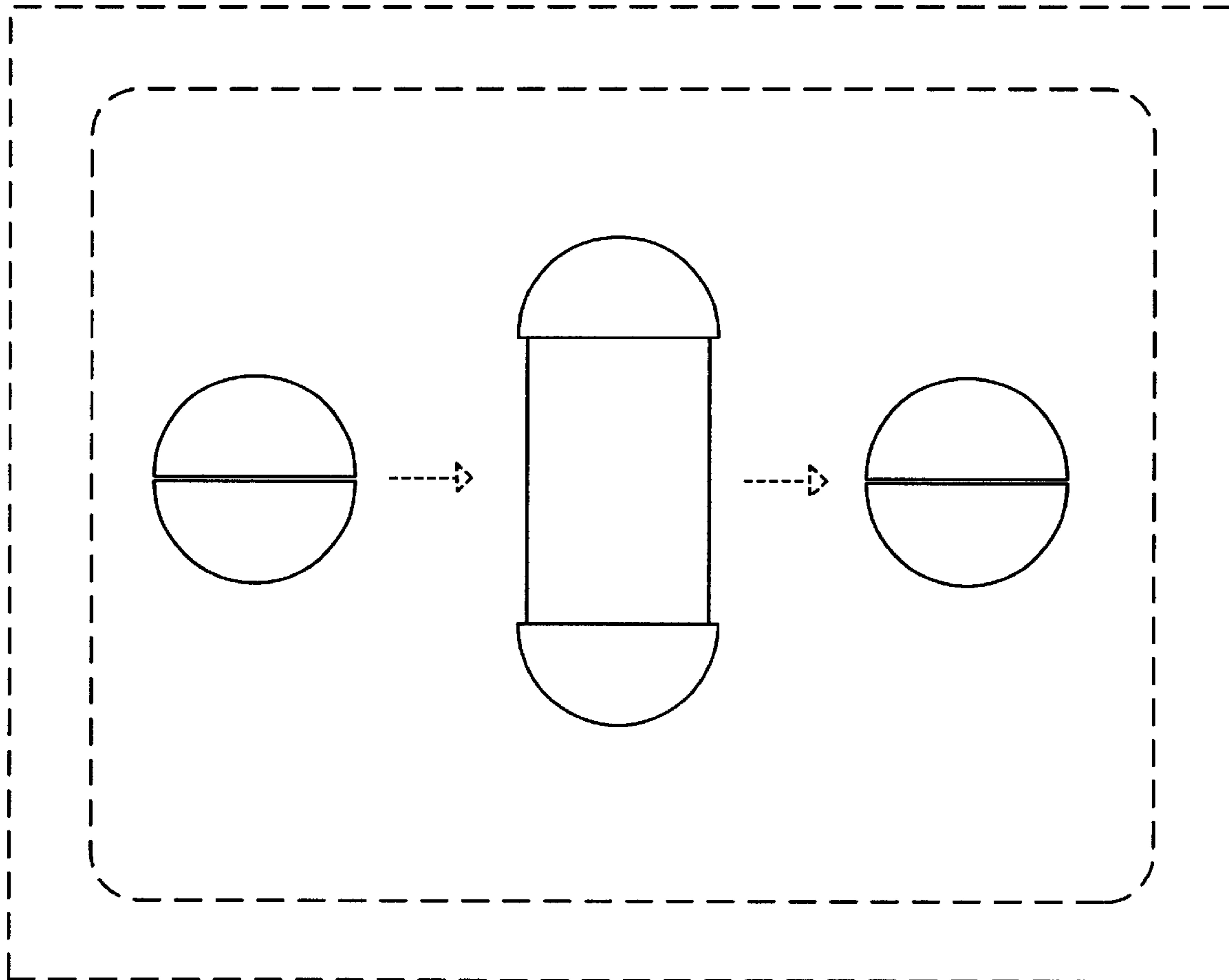
The broken-line drawing of a television display screen in both views is for illustrative purposes only and forms no part of the claimed design. The broken-line drawing of arrows in both views is for illustrative purposes only and forms no part of the claimed design.

(56) **References Cited**

U.S. PATENT DOCUMENTS

- D438,873 S * 3/2001 Wang et al.
- D439,584 S * 7/2001 Wang et al.
- D445,426 S * 7/2001 Wang et al.

1 Claim, 2 Drawing Sheets



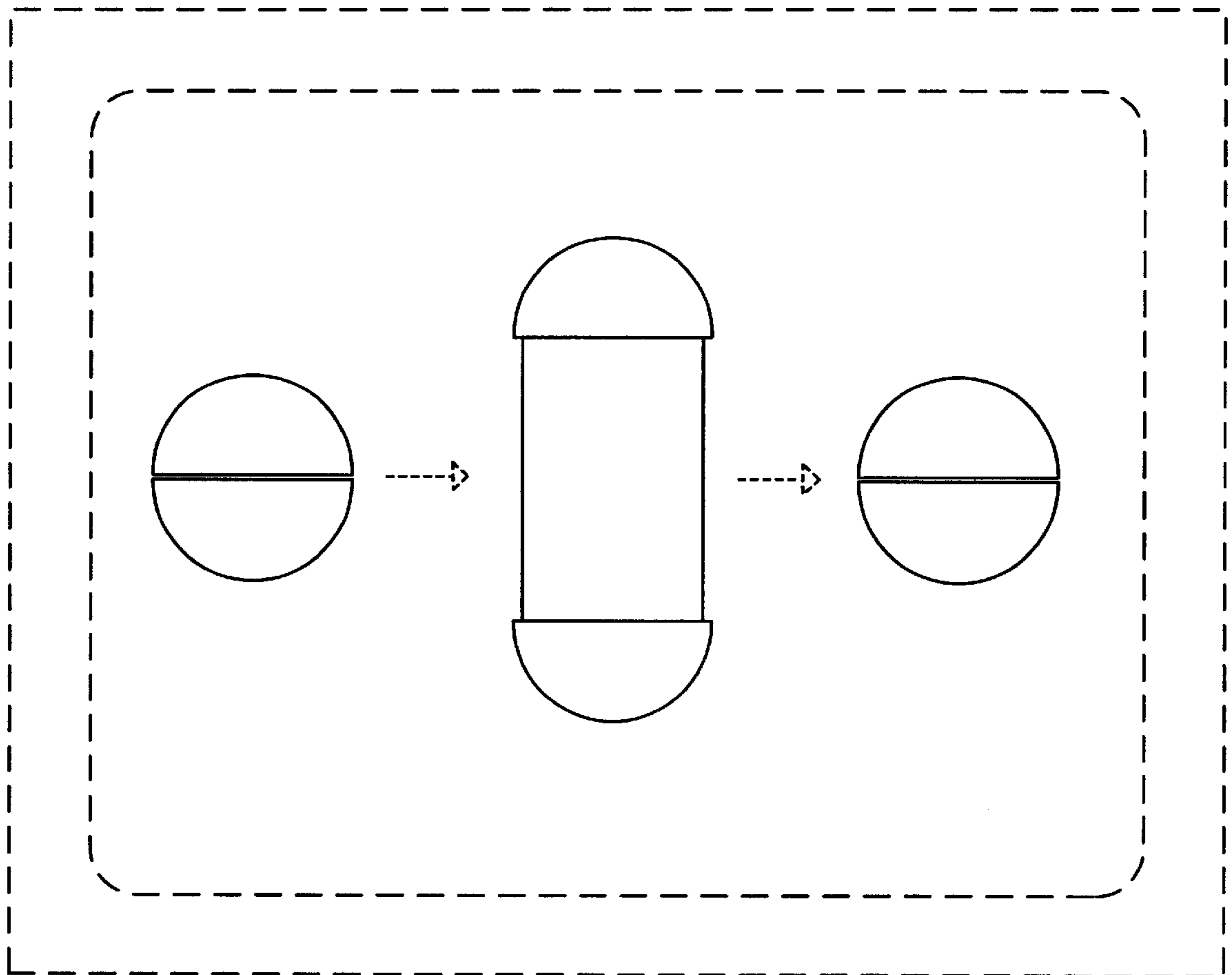


FIG. 1

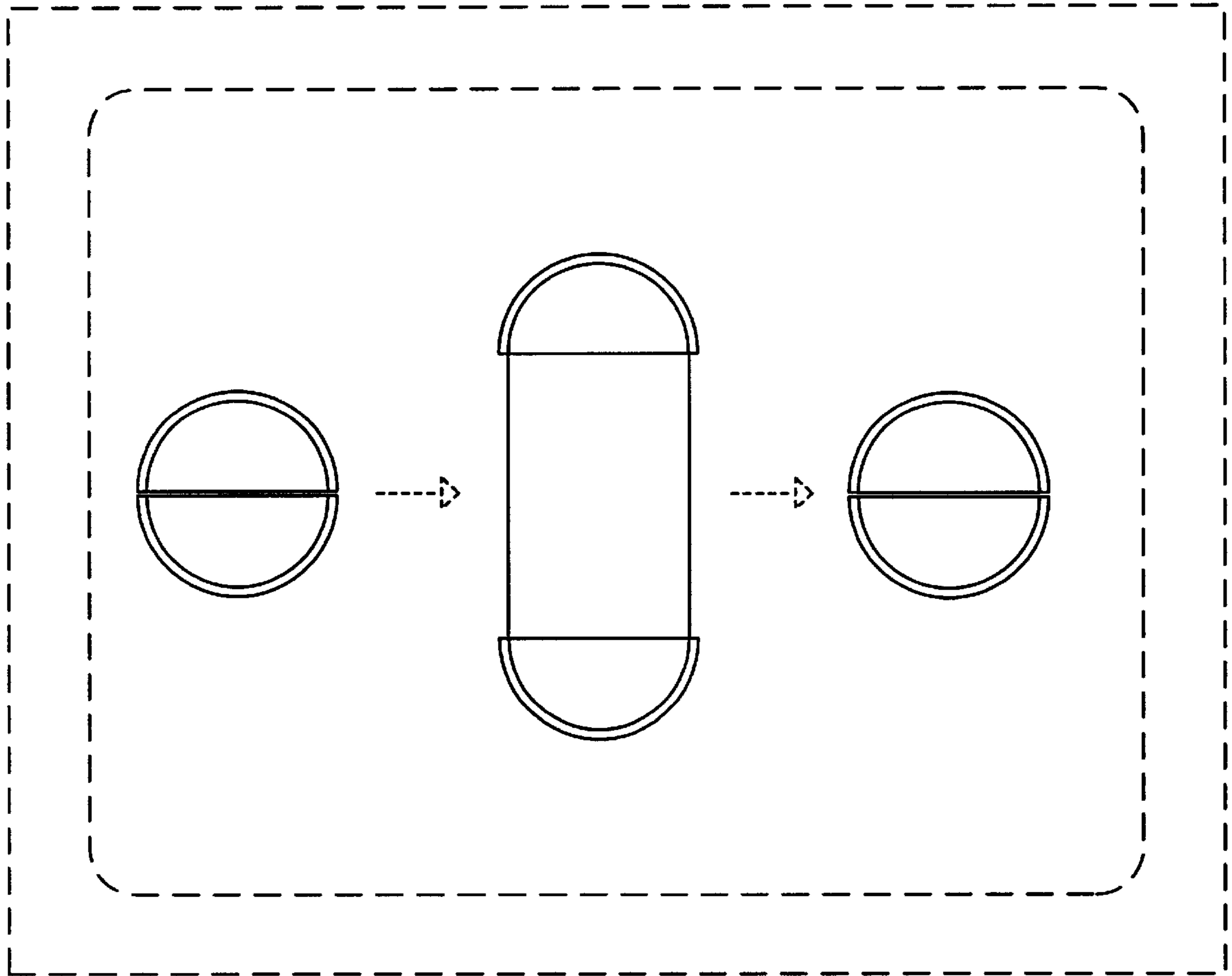


FIG. 2