



US00D47885S

(12) **United States Design Patent**  
**Pilotti**

(10) **Patent No.:** **US D478,885 S**

(45) **Date of Patent:** **\*\* Aug. 26, 2003**

(54) **TELEPHONE CALCULATOR**

6,445,789 B1 \* 9/2002 Hirano et al. .... 379/352  
D471,884 S \* 3/2003 Hinds et al. .... D14/151

(76) Inventor: **Lise T. Pilotti**, 30 George Street West,  
Ottawa, Ontario (CA), K1S 3J2

\* cited by examiner

(\*\*) Term: **14 Years**

*Primary Examiner*—Janice E. Seeger

(21) Appl. No.: **29/169,456**

(57) **CLAIM**

(22) Filed: **Oct. 21, 2002**

The ornamental design for a telephone calculator, as shown and described.

(51) **LOC (7) Cl.** ..... **14-03**

**DESCRIPTION**

(52) **U.S. Cl.** ..... **D14/151; D18/2**

FIG. 1 is a front view of a telephone calculator showing my new design.

(58) **Field of Search** ..... D14/149-151,  
D14/143, 144, 241, 130, 329, 330; D18/2,  
7; 279/202, 420.01, 420.02, 420.03, 428.01,  
428.02, 428.03, 433.01, 433.02, 434, 436

FIG. 2 is a back view of the telephone calculator.

FIG. 3 is a left side view of the telephone calculator.

FIG. 4 is a right side view of the telephone calculator.

FIG. 5 is a top view of the telephone calculator; and,

FIG. 6 is a bottom view of the telephone calculator.

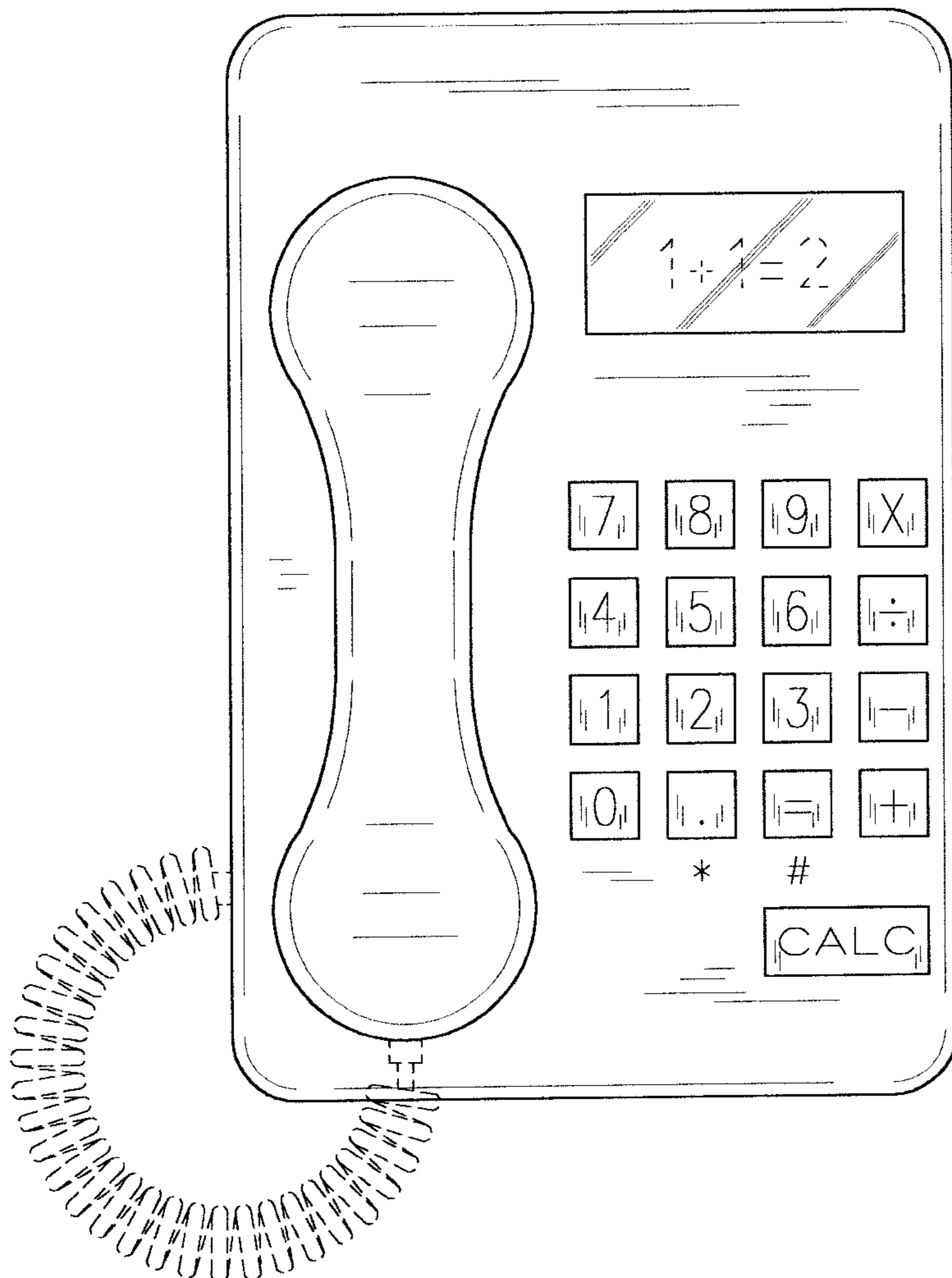
(56) **References Cited**

The broken lines are for environmental purposes only and form no part of the claimed design.

**U.S. PATENT DOCUMENTS**

5,754,642 A \* 5/1998 Domoto et al. .... 379/387  
D406,138 S \* 2/1999 Ramirez ..... D14/151  
D430,195 S \* 8/2000 Thompson et al. .... D18/7

**1 Claim, 4 Drawing Sheets**



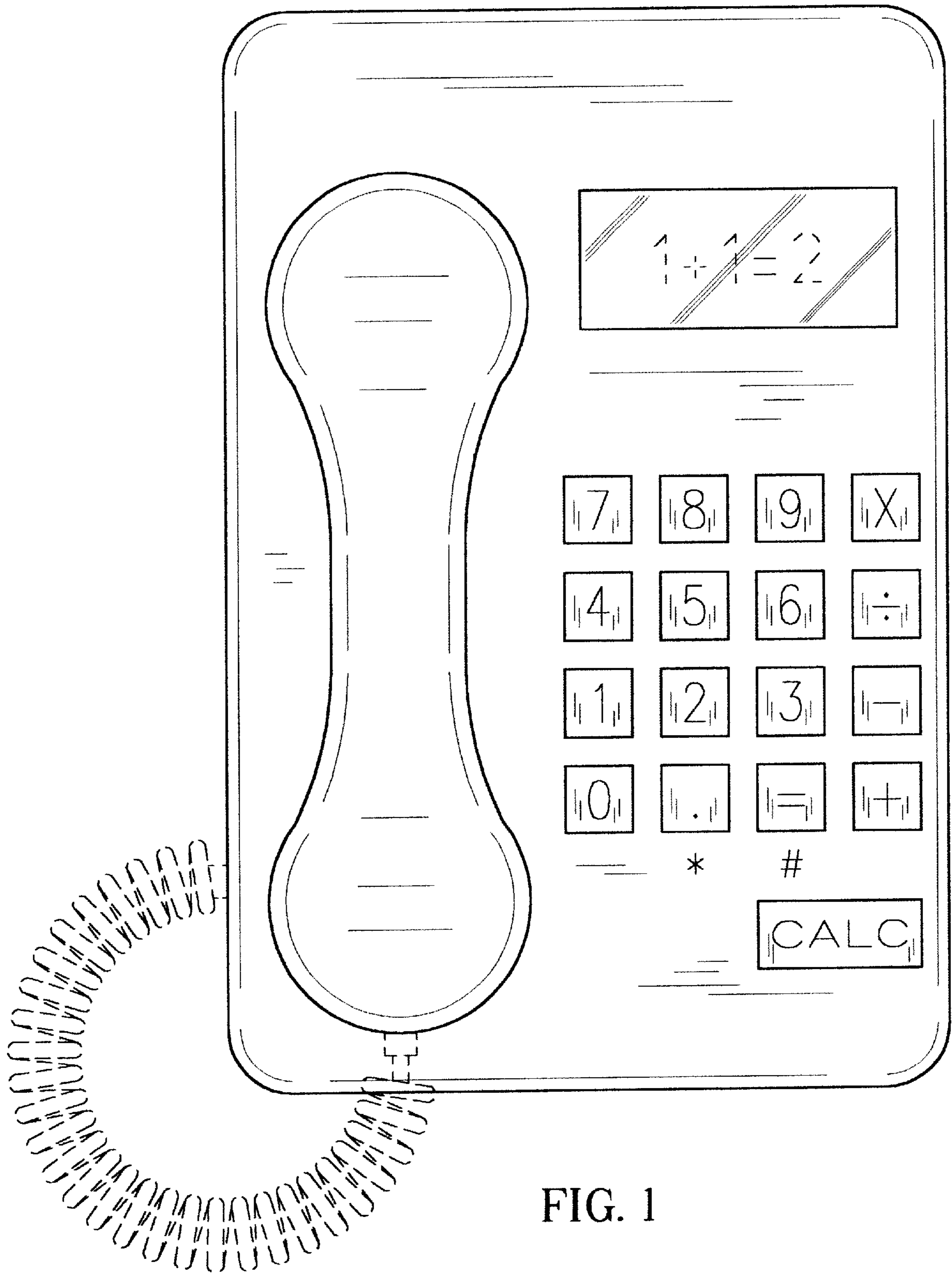


FIG. 1




FIG. 2




FIG. 3




FIG. 4




FIG. 5




FIG. 6