



US00D478866S

(12) **United States Design Patent**
Nakai

(10) **Patent No.:** **US D478,866 S**

(45) **Date of Patent:** **** Aug. 26, 2003**

(54) **STORAGE BATTERY**

(75) Inventor: **Hitoshi Nakai**, Kyoto (JP)

(73) Assignee: **Nintendo Co., Ltd.** (JP)

(**) Term: **14 Years**

(21) Appl. No.: **29/173,639**

(22) Filed: **Jan. 3, 2003**

(30) **Foreign Application Priority Data**

Jul. 4, 2002 (JP) 2002-018000

(51) **LOC (7) Cl.** **13-02**

(52) **U.S. Cl.** **D13/103**

(58) **Field of Search** D13/103; 429/96-100,
429/159, 163, 176

(56) **References Cited**

U.S. PATENT DOCUMENTS

D361,978 S	9/1995	Shirai et al.	
5,534,366 A *	7/1996	Hwang et al.	429/99 X
5,625,271 A *	4/1997	Shapiro et al.	429/97 X
D386,742 S *	11/1997	Amero, Jr. et al.	D13/103
5,733,677 A *	3/1998	Golovin et al.	D13/103 X
D394,841 S *	6/1998	Hashimoto et al.	D13/103
D419,131 S *	1/2000	Andrews et al.	D13/103
D423,449 S *	4/2000	Naskali	D13/103
D444,448 S *	7/2001	Robinson et al.	D13/103

D456,008 S	4/2002	Kawanobe et al.	
D457,133 S	5/2002	Yoneyama	
D458,972 S	6/2002	Ashida	
D462,723 S	9/2002	Ashida	
D464,626 S	10/2002	Ashida et al.	
6,492,058 B1 *	12/2002	Watanabe et al.	429/121
2002/0142195 A1 *	10/2002	Ehara	429/176 X
2002/0150815 A1 *	10/2002	Ehara	429/100 X

* cited by examiner

Primary Examiner—Joel Sincavage

(74) *Attorney, Agent, or Firm*—Nixon & Vanderhye P.C.

(57) **CLAIM**

The ornamental design for a “storage battery,” as shown and described.

DESCRIPTION

FIG. 1 is a front elevational view of a storage battery;
 FIG. 2 is a top plan view thereof;
 FIG. 3 is a rear elevational view thereof;
 FIG. 4 is a bottom plan view thereof;
 FIG. 5 is a right side view thereof, the left side being identical thereto;
 FIG. 6 is a section 6—6 view of FIG. 1 with an illustration of an internal structure omitted; and,
 FIG. 7 is a section 7—7 view of FIG. 1 with an illustration of an internal structure omitted.

1 Claim, 3 Drawing Sheets

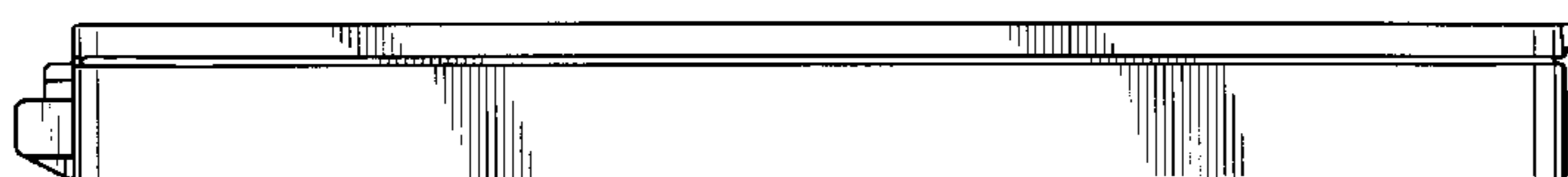



Fig. 1

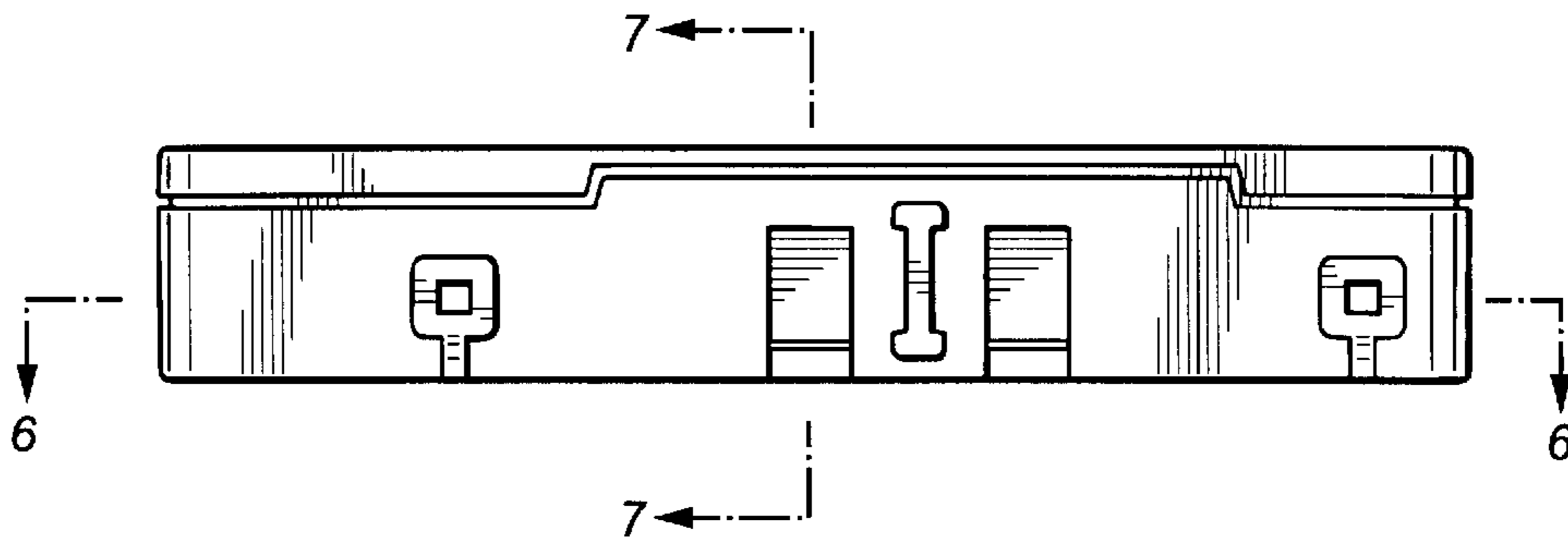


Fig. 2

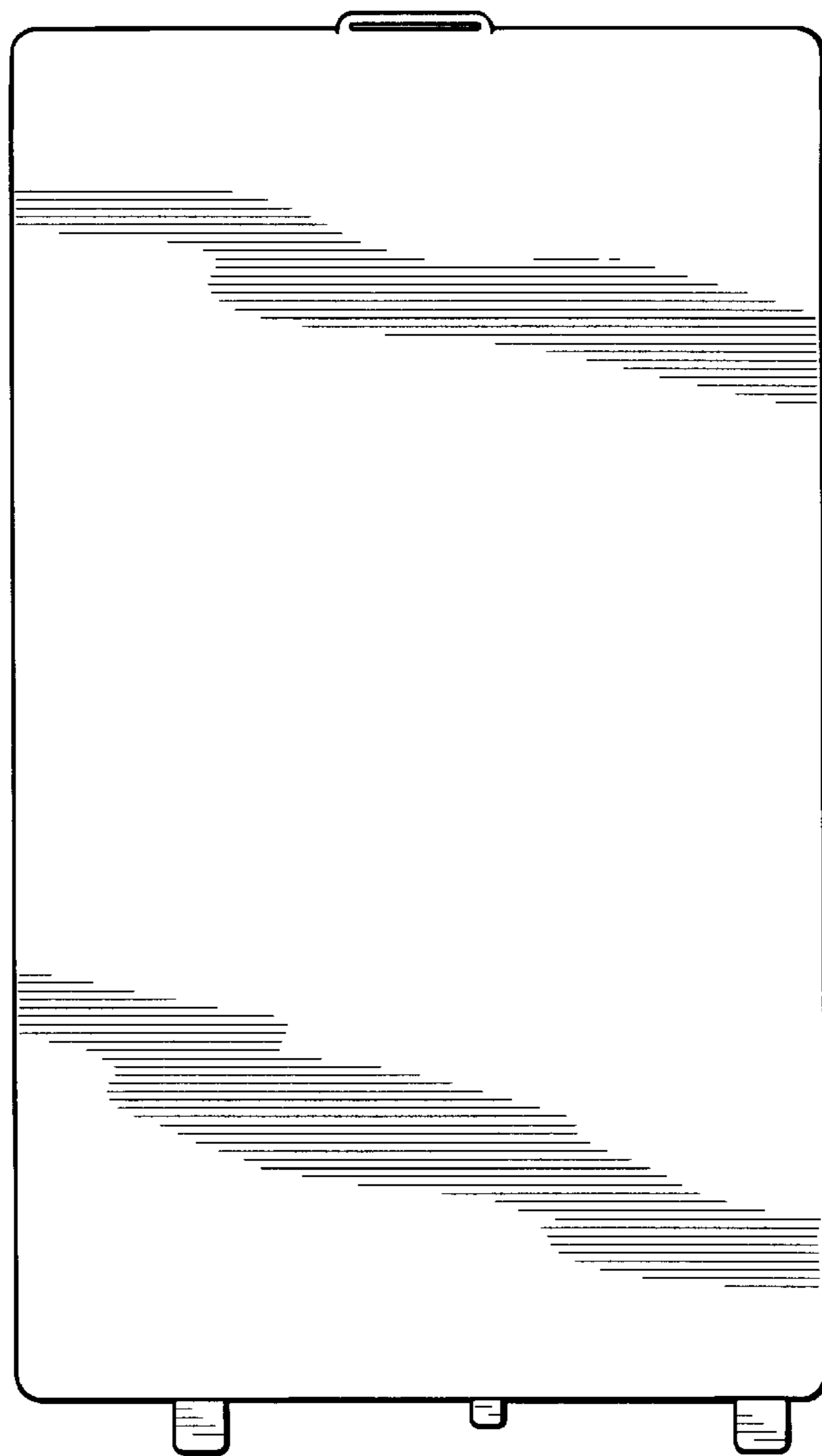


Fig. 3




Fig. 4




Fig. 5




Fig. 6




Fig. 7

