



US00D478865S

(12) **United States Design Patent** (10) **Patent No.:** **US D478,865 S**
Dixon et al. (45) **Date of Patent:** **** Aug. 26, 2003**

(54) **TIRE TREAD**

(75) Inventors: **Max Harold Dixon**, Stow, OH (US);
Dale Edward Umstot, Atwater, OH
(US); **Joseph Henry Laco**, Akron, OH
(US)

(73) Assignee: **The Goodyear Tire & Rubber
Company**, Akron, OH (US)

(**) Term: **14 Years**

(21) Appl. No.: **29/168,573**

(22) Filed: **Oct. 4, 2002**

(51) **LOC (7) Cl.** **12-15**

(52) **U.S. Cl.** **D12/603**

(58) **Field of Search** D12/500, 501,
D12/564, 565, 566, 567, 600, 601, 602,
603; 152/209.1, 209.9, 209.25, 209.27

(56) **References Cited**

U.S. PATENT DOCUMENTS

- D247,108 S * 1/1978 Peron D12/602
- D318,036 S * 7/1991 Maxwell et al. D12/603
- D458,487 S * 6/2002 Shimizu et al. D12/603
- 6,478,062 B1 * 11/2002 Schomburg 152/209.15

OTHER PUBLICATIONS

Kumho Power Max 769 Tire, 2001 Tread Design Guide, Jan. 2001, p. 42. 2/3.*

* cited by examiner

Primary Examiner—Robert M. Spear

(74) *Attorney, Agent, or Firm*—David L. King

(57) **CLAIM**

The ornamental Design for a tire tread, as shown and described.

DESCRIPTION

FIG. 1 is a perspective view of a tire tread showing our new design, it being understood that the pattern repeats uniformly throughout the circumference of the tread;

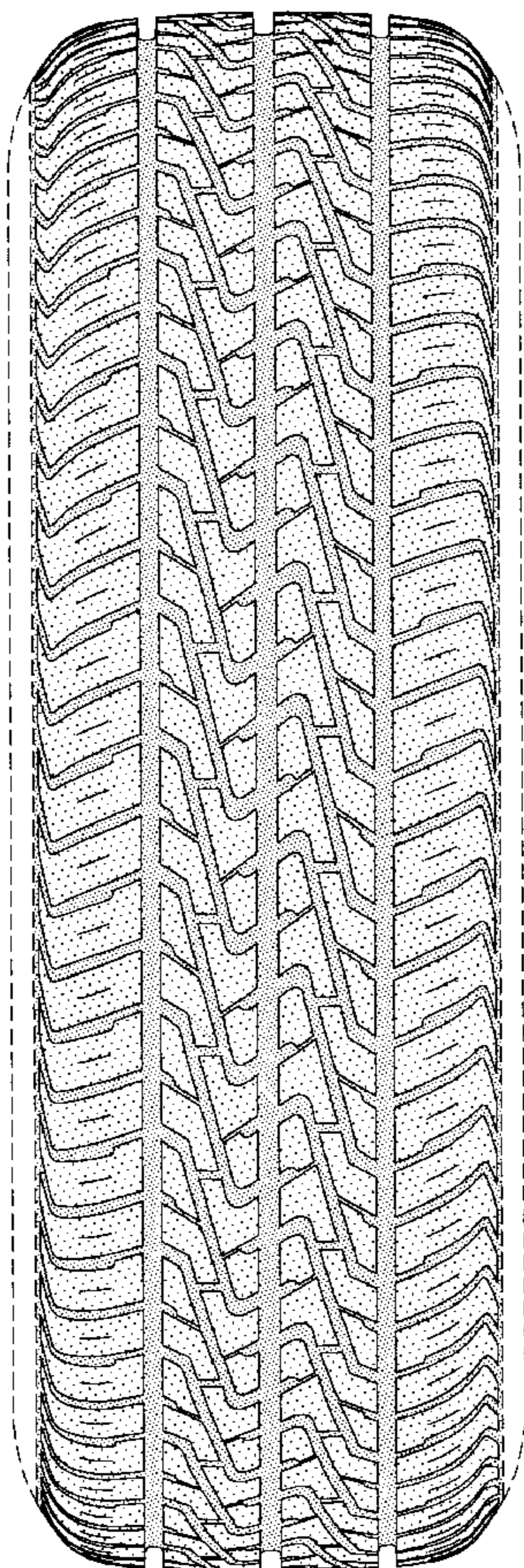
FIG. 2 is a front elevational view thereof;

FIG. 3 is a side elevational view thereof, the opposite side elevational view being identical thereto; and,

FIG. 4 is an enlarged fragmentary perspective view.

In the drawings, the broken lines defining the sidewall and inner head and the peripheral boundary between the tire tread and the sidewall are for illustrative purposes only and form no part of the claimed design. The dark stippled surface shading represents the recessed portion of the tread grooves, having the depth shown in FIG. 2.

1 Claim, 4 Drawing Sheets



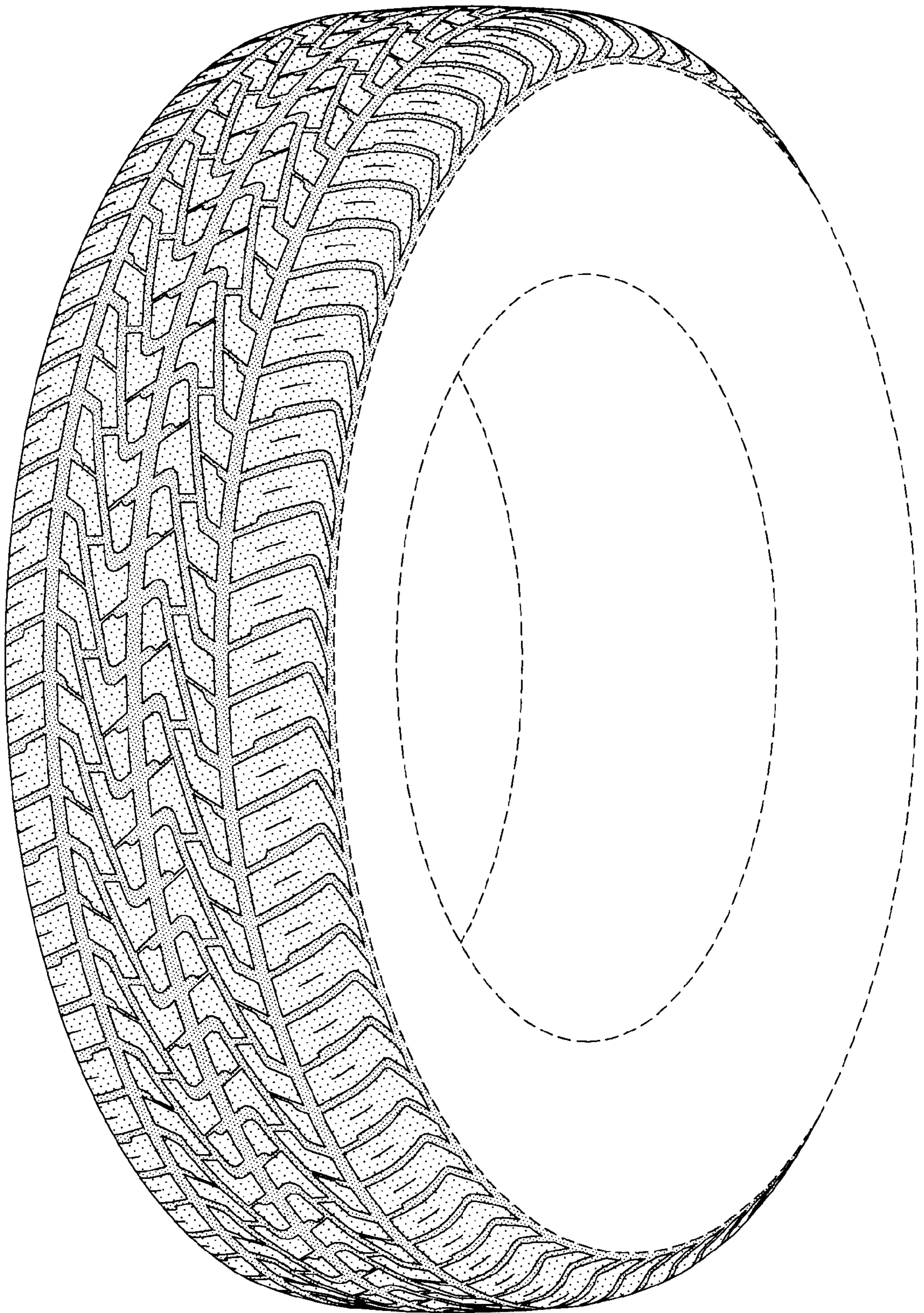


FIG-1

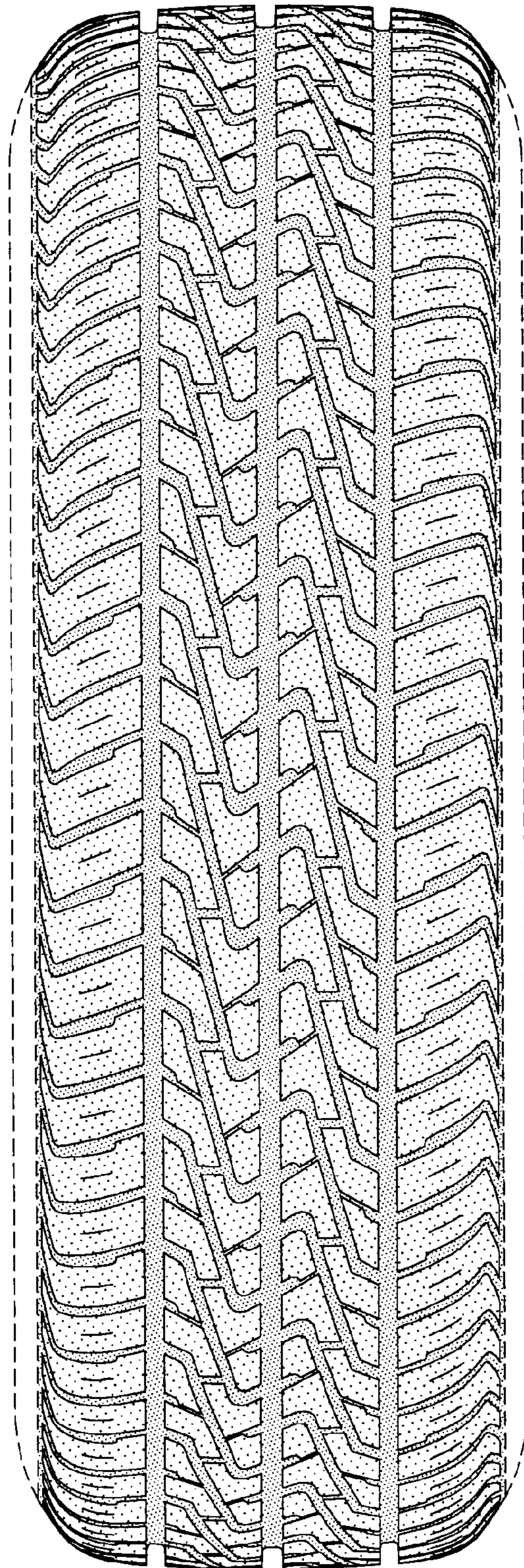


FIG-2

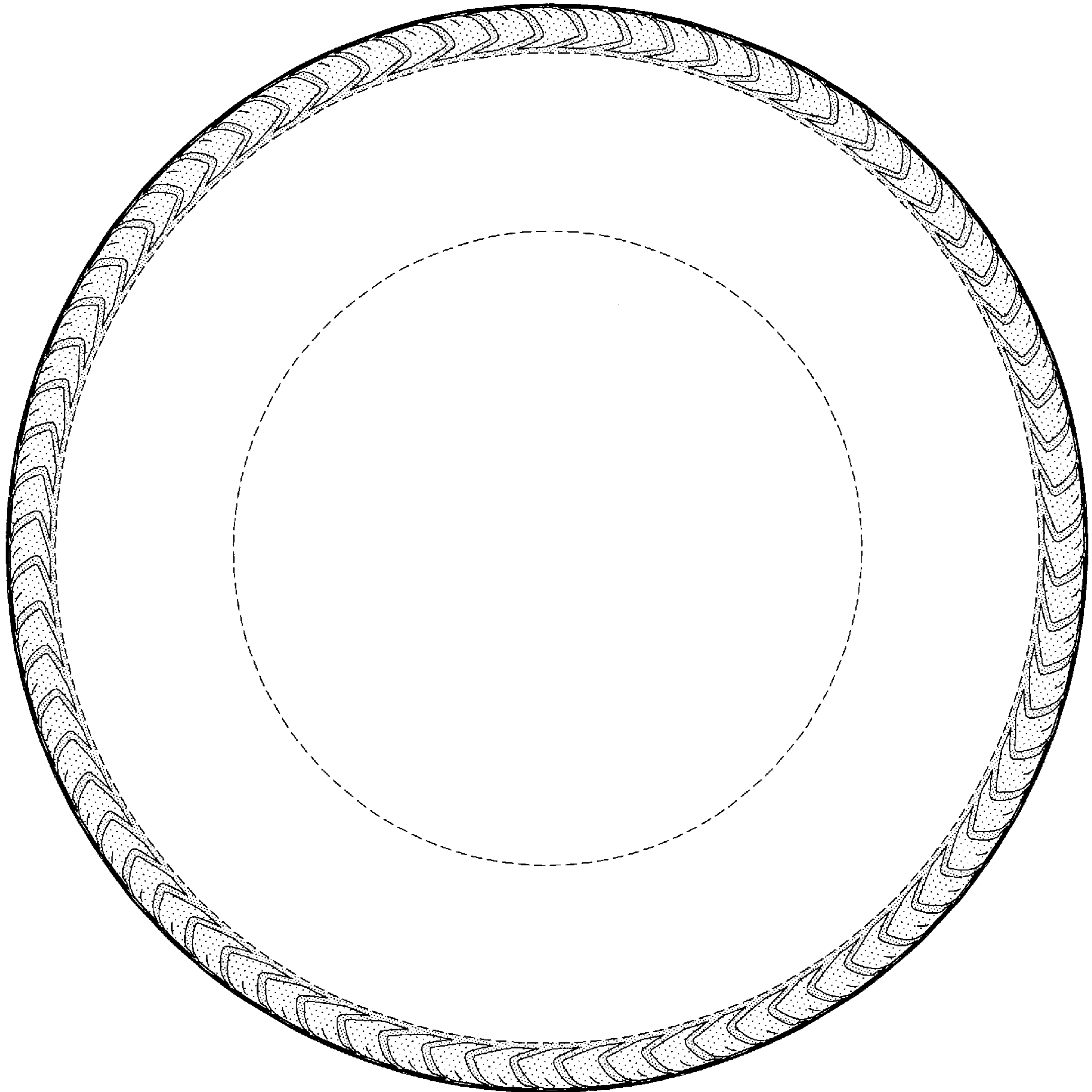


FIG-3

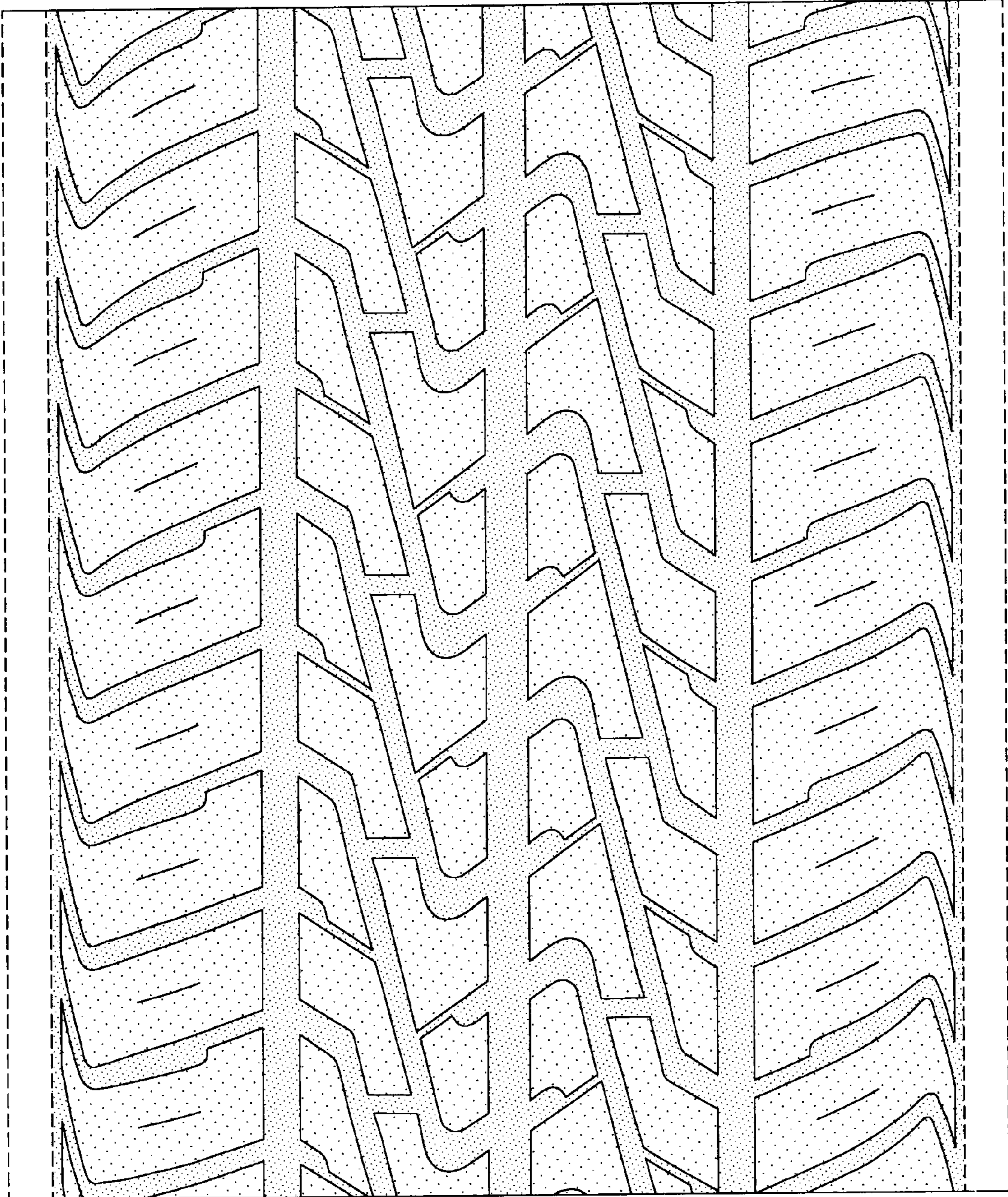


FIG-4