



US00D478864S

(12) **United States Design Patent**  
**Hiroko**

(10) **Patent No.:** **US D478,864 S**

(45) **Date of Patent:** **\*\* Aug. 26, 2003**

(54) **TIRE TREAD**

(75) Inventor: **Okano Hiroko**, Kobe (JP)

(73) Assignee: **The Goodyear Tire & Rubber Company**, Akron, OH (US)

(\*\*) Term: **14 Years**

(21) Appl. No.: **29/172,901**

(22) Filed: **Dec. 18, 2002**

(51) **LOC (7) Cl.** ..... **12-15**

(52) **U.S. Cl.** ..... **D12/602**

(58) **Field of Search** ..... D12/500, 501,  
D12/564, 565, 566, 567, 600, 601, 602,  
603; 152/209.1, 209.9, 209.25, 209.27

(56) **References Cited**

**U.S. PATENT DOCUMENTS**

- 5,658,404 A \* 8/1997 Brown et al. .... 152/209.8
- D444,109 S \* 6/2001 De Coninck et al. .... D12/602
- D458,586 S \* 6/2002 Demagall et al. .... D12/602

**OTHER PUBLICATIONS**

- Electra Ironman A/S Tire, 1997 Tread Design Guide, Jan. 1997, p. 93. 4/5.\*
- Peerless Widetrack Wintertrax Tire, 2001 Tread Design Guide, Jan. 2001, p. 58. 1/3.\*
- Dean Wildcat Radial LT Tire, 2001 Tread Design Guide, Jan. 2001, p. 84. 4/4.\*

GT Tire USA Maxmiler 6/8 PR Tire, 2001 Tread Design Guide, Jan. 2001, p. 92. 1/2.\*

Kumho Power Guard 821 Tire, 2001 Tread Design Guide, Jan. 2001, p. 95. 1/2.\*

Goodyear Wrangler GS-A Tire, Goodyear Light Truck Brochure #700-862-911-302, Jun. 2000.\*

\* cited by examiner

*Primary Examiner*—Robert M. Spear

(74) *Attorney, Agent, or Firm*—David L. King

(57) **CLAIM**

The ornamental Design for a tire tread, as shown and described.

**DESCRIPTION**

FIG. 1 is a perspective view of a tire tread showing my new design, it being understood that the pattern repeats uniformly throughout the circumference of the tread;

FIG. 2 is a front elevational view thereof;

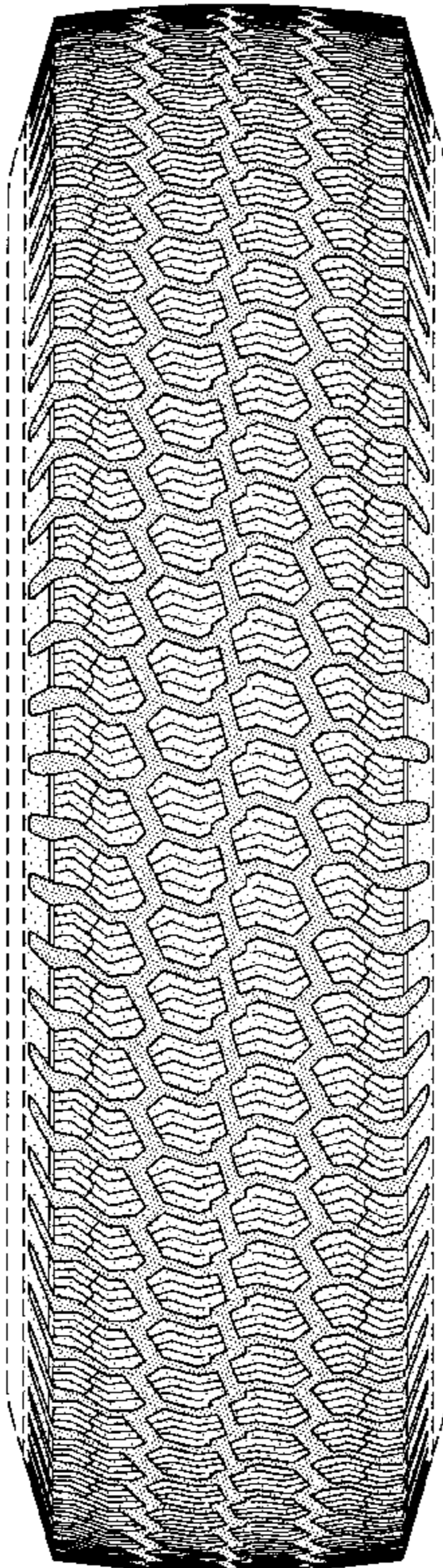
FIG. 3 is a right side elevational view thereof the opposite side elevational view being identical thereto; and,

FIG. 4 is an enlarged fragmentary perspective view.

In the drawings, the broken lines defining the sidewall, inner bead and the peripheral boundary between the tire tread and the sidewall are for illustrative purposes only and form no part of the claimed design.

The dark stippled surface shading represents the recessed portion of the tread grooves having a depth as best shown along the left edge of FIG. 1.

**1 Claim, 4 Drawing Sheets**



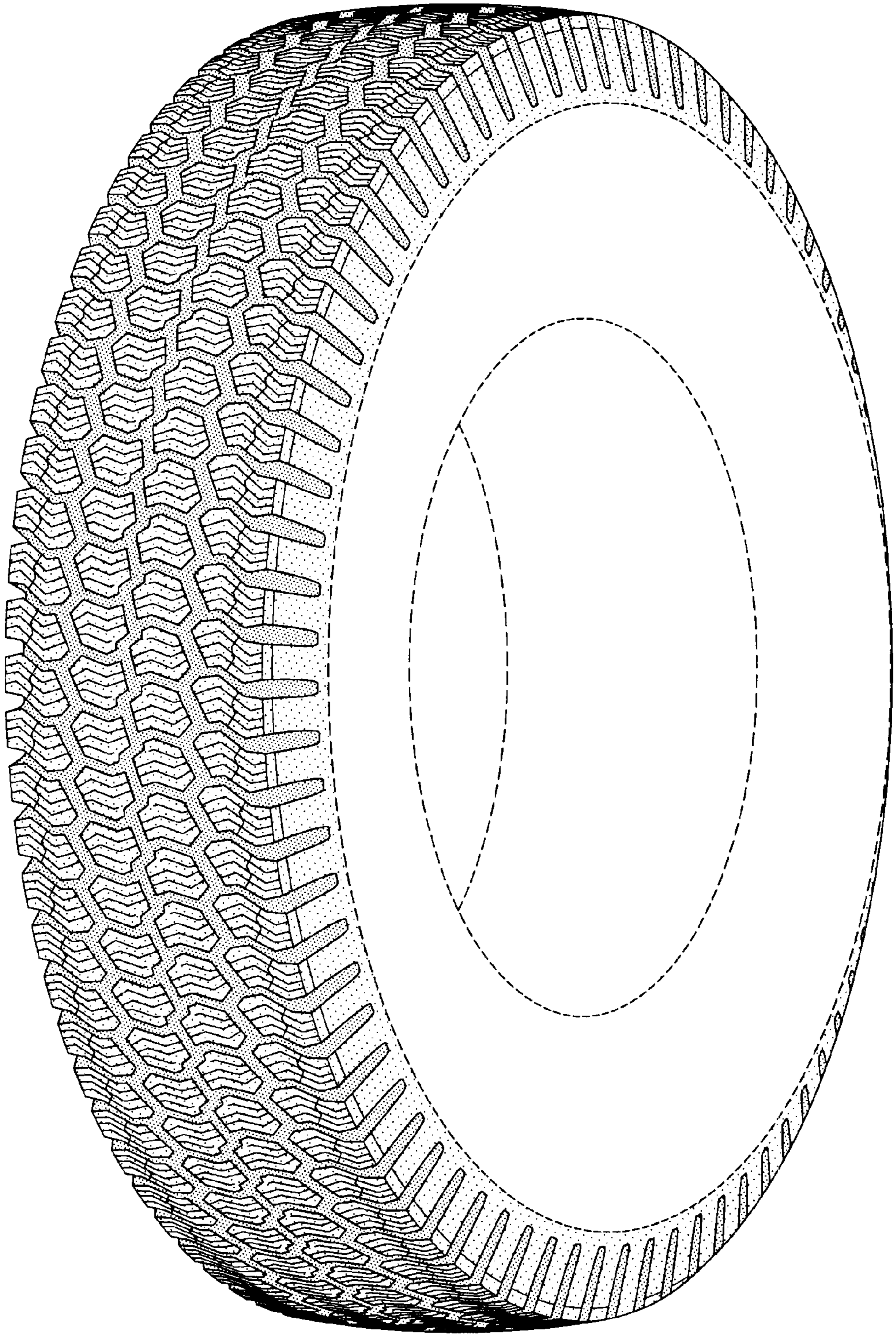


FIG-1

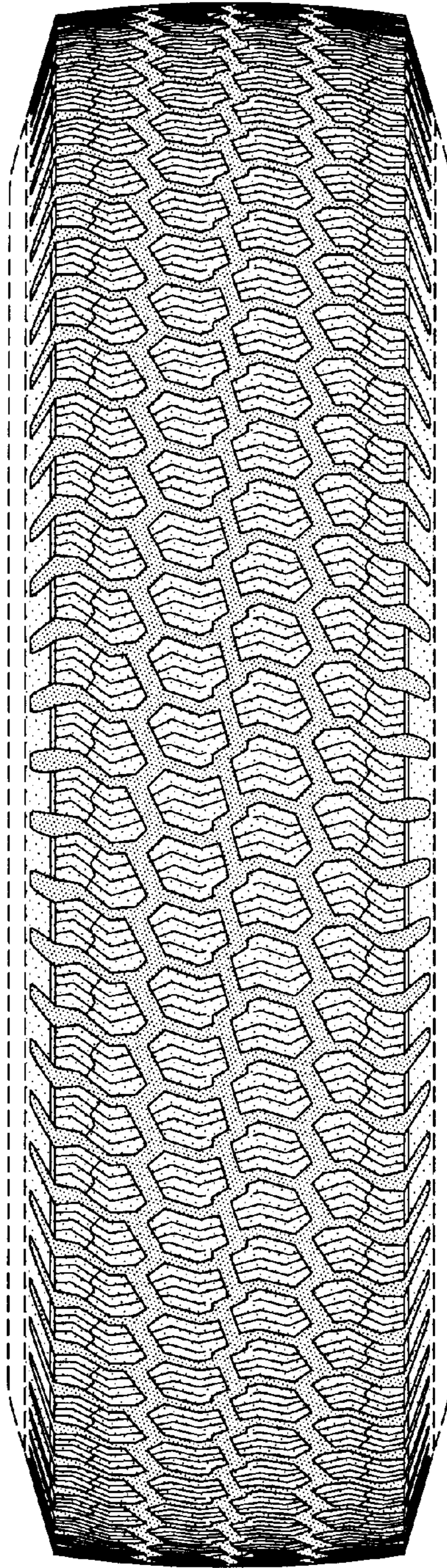


FIG-2

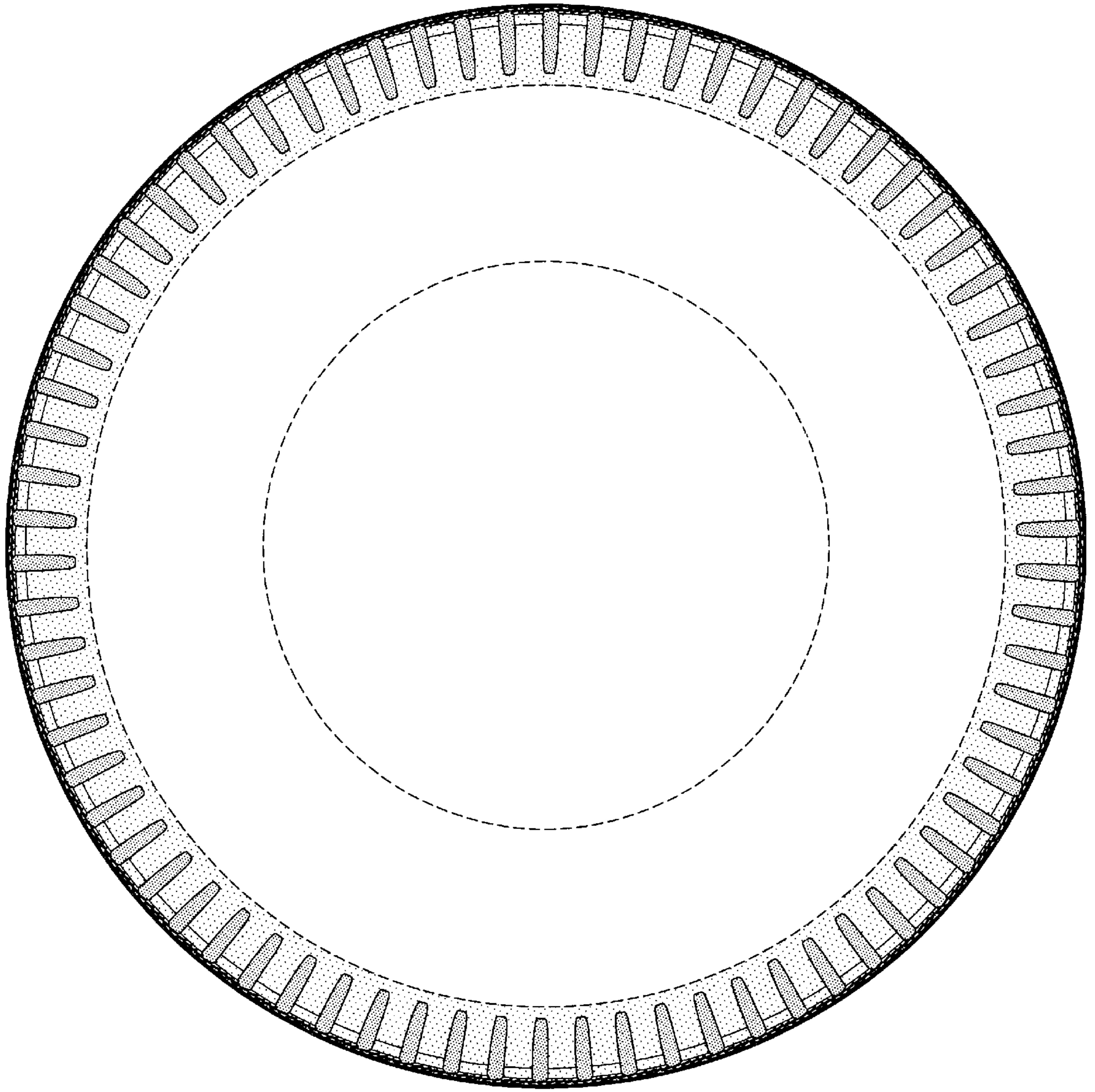


FIG-3




FIG-4