



US00D478861S

(12) **United States Design Patent**  
**Zanzig et al.**

(10) **Patent No.:** **US D478,861 S**

(45) **Date of Patent:** **\*\* Aug. 26, 2003**

(54) **CAMOUFLAGE TIRE AND WHEEL ASSEMBLY**

(75) Inventors: **David John Zanzig**, Uniontown, OH (US); **Billy Joe Ratliff, Jr.**, Akron, OH (US)

(73) Assignee: **The Goodyear Tire & Rubber Company**, Akron, OH (US)

(\*\*) Term: **14 Years**

(21) Appl. No.: **29/161,266**

(22) Filed: **May 24, 2002**

(51) **LOC (7) Cl.** ..... **12-15**

(52) **U.S. Cl.** ..... **D12/501**

(58) **Field of Search** ..... D12/500, 501, D12/202, 204, 207, 208, 209, 605; 152/523, 524, DIG. 12; 428/919

(56) **References Cited**

**U.S. PATENT DOCUMENTS**

2,992,503 A \* 7/1961 Webb ..... 428/919

4,243,709 A \* 1/1981 Morton ..... 428/919

4,278,481 A \* 7/1981 Osment ..... 428/919

D297,596 S \* 9/1988 Marquart, Sr. .... D5/62

D330,879 S \* 11/1992 Porto et al. .... D12/505

6,312,145 B1 \* 11/2001 Rhoad ..... 362/311

\* cited by examiner

*Primary Examiner*—Robert M. Spear

(74) *Attorney, Agent, or Firm*—John D. DeLong

(57) **CLAIM**


The ornamental design for a camouflage tire and wheel assembly, as shown and described.

**DESCRIPTION**

FIG. 1 is a side elevational view of a camouflage tire and wheel assembly showing our new design; and, FIG. 2 is an expanded view showing the encircled detail of FIG. 1.

In the drawings, the broken lines defining the sidewall and inner bead and the wheel are for illustrative purposes only and form no part of the claimed design. The drawings are lined for color.

**1 Claim, 2 Drawing Sheets**






FIG-1

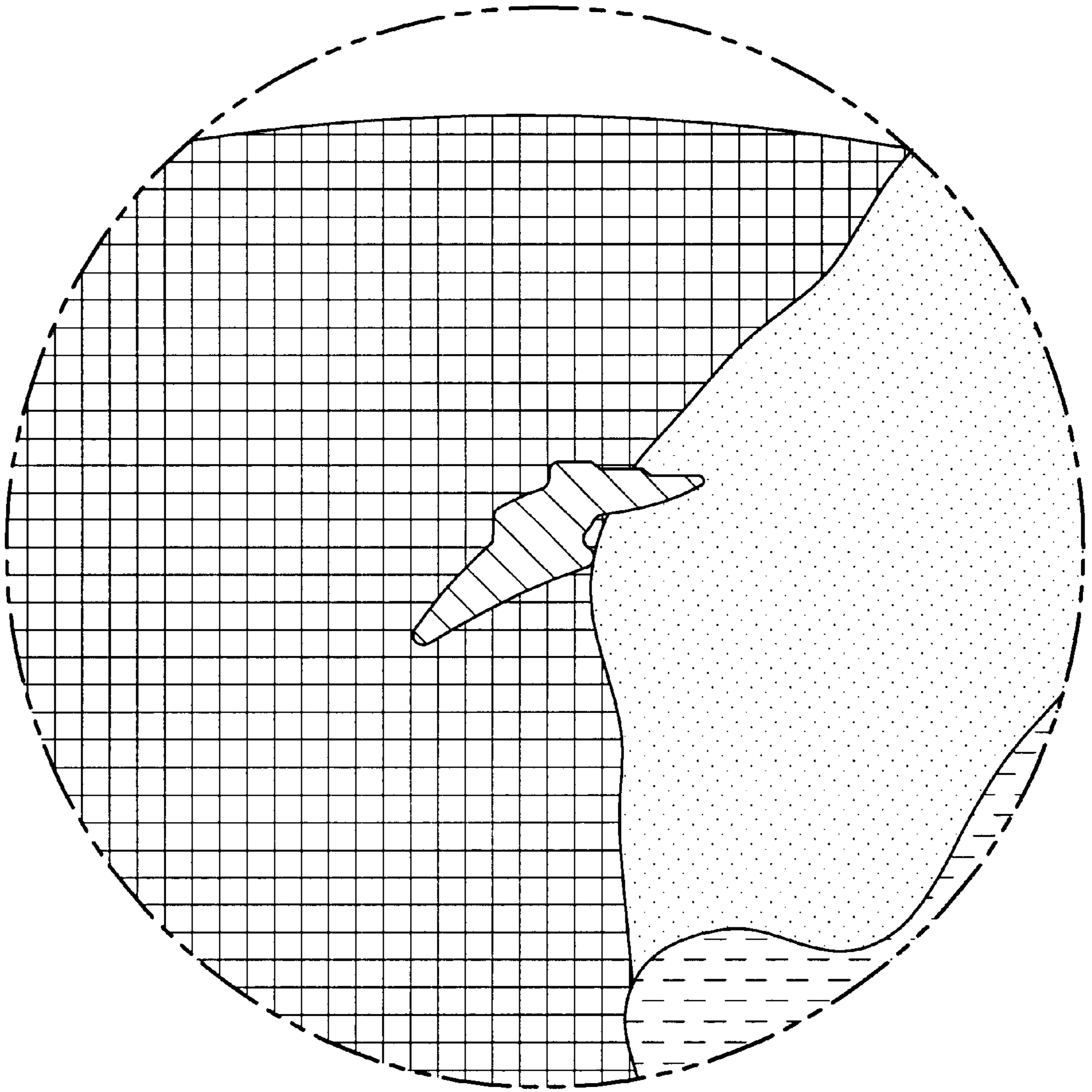


FIG-2