



US00D478860S

(12) **United States Design Patent**
Young

(10) **Patent No.:** **US D478,860 S**

(45) **Date of Patent:** **** Aug. 26, 2003**

(54) **UNIVERSAL CUP HOLDER**

(75) Inventor: **David A. Young**, Seattle, WA (US)

(73) Assignee: **Walter Dorwin Teague Associates, Inc.**, Everett, WA (US)

(**) Term: **14 Years**

(21) Appl. No.: **29/157,697**

(22) Filed: **Mar. 21, 2002**

(51) **LOC (7) Cl.** **12-16**

(52) **U.S. Cl.** **D12/419; D7/708**

(58) **Field of Search** D7/701, 707, 708,
D7/619, 624; D12/419, 420, 421; 224/275,
400, 414, 539, 542, 544, 552, 556, 926;
248/309.1, 311.2; 296/37.8, 37.14; 211/74

(56) **References Cited**

U.S. PATENT DOCUMENTS

- 2,210,972 A * 8/1940 Christenson D7/620
- D249,263 S * 9/1978 Neece D12/419
- 4,613,048 A * 9/1986 McGill 224/400

5,147,342 A * 9/1992 Kane et al. 220/737

5,702,041 A * 12/1997 Sun et al. 224/539

D419,393 S * 1/2000 Lance D7/619

6,050,468 A * 4/2000 Kelley 224/542

6,189,851 B1 * 2/2001 Ozark et al. 248/311.2

* cited by examiner

Primary Examiner—Terry A. Wallace

(74) *Attorney, Agent, or Firm*—Harold H. Bennett, II; Seed IP Law Group PLLC

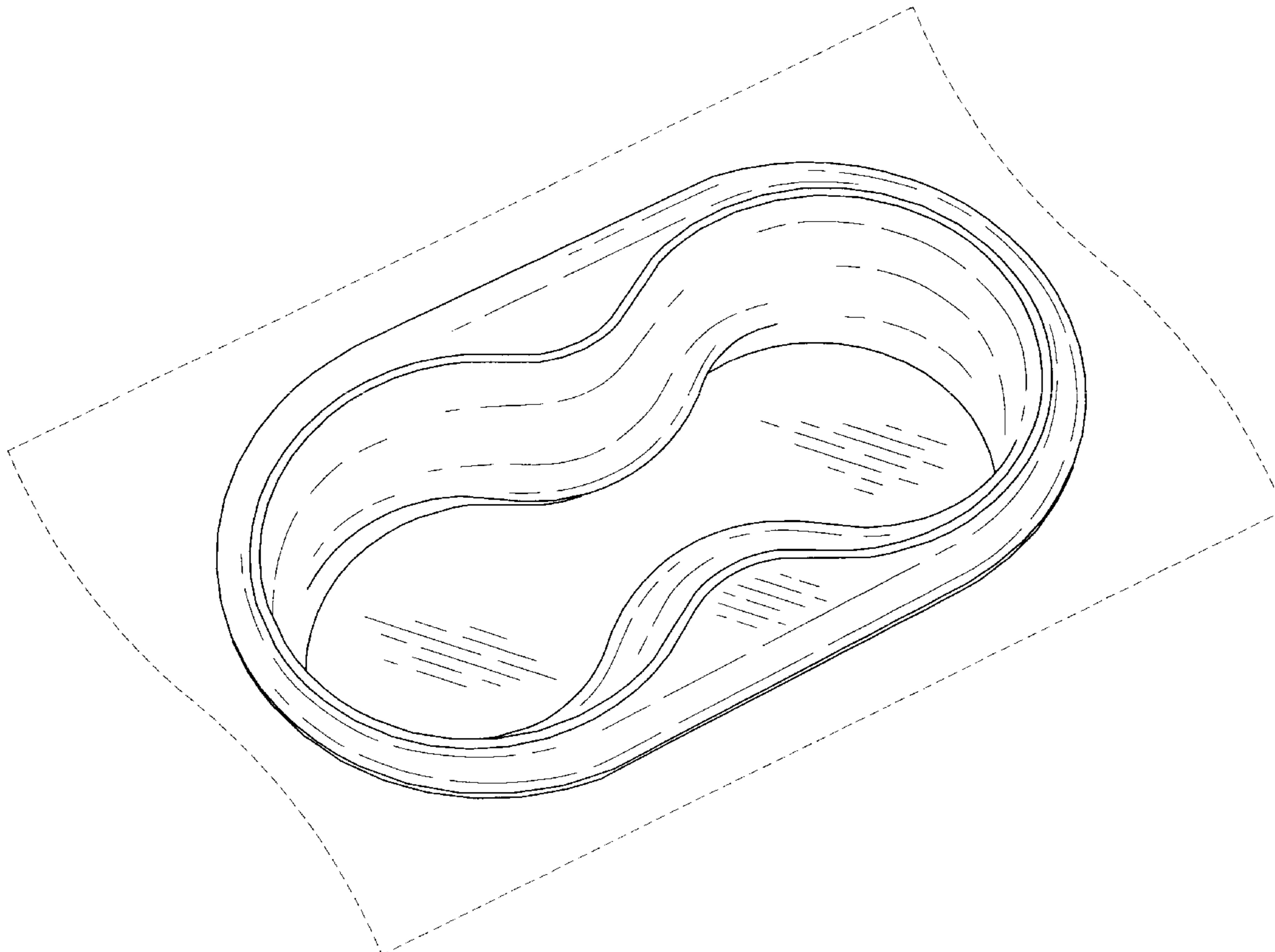
(57) **CLAIM**

The ornamental design for a universal cup holder, as shown and described.

DESCRIPTION

FIG. 1 is a front perspective view of a universal cup holder showing my new design, the broken lines are for illustrative purposes only and form no part of the claimed design; FIG. 2 is a right side elevation view thereof; FIG. 3 is a front elevation view thereof; and, FIG. 4 is a top plan view thereof.

1 Claim, 4 Drawing Sheets



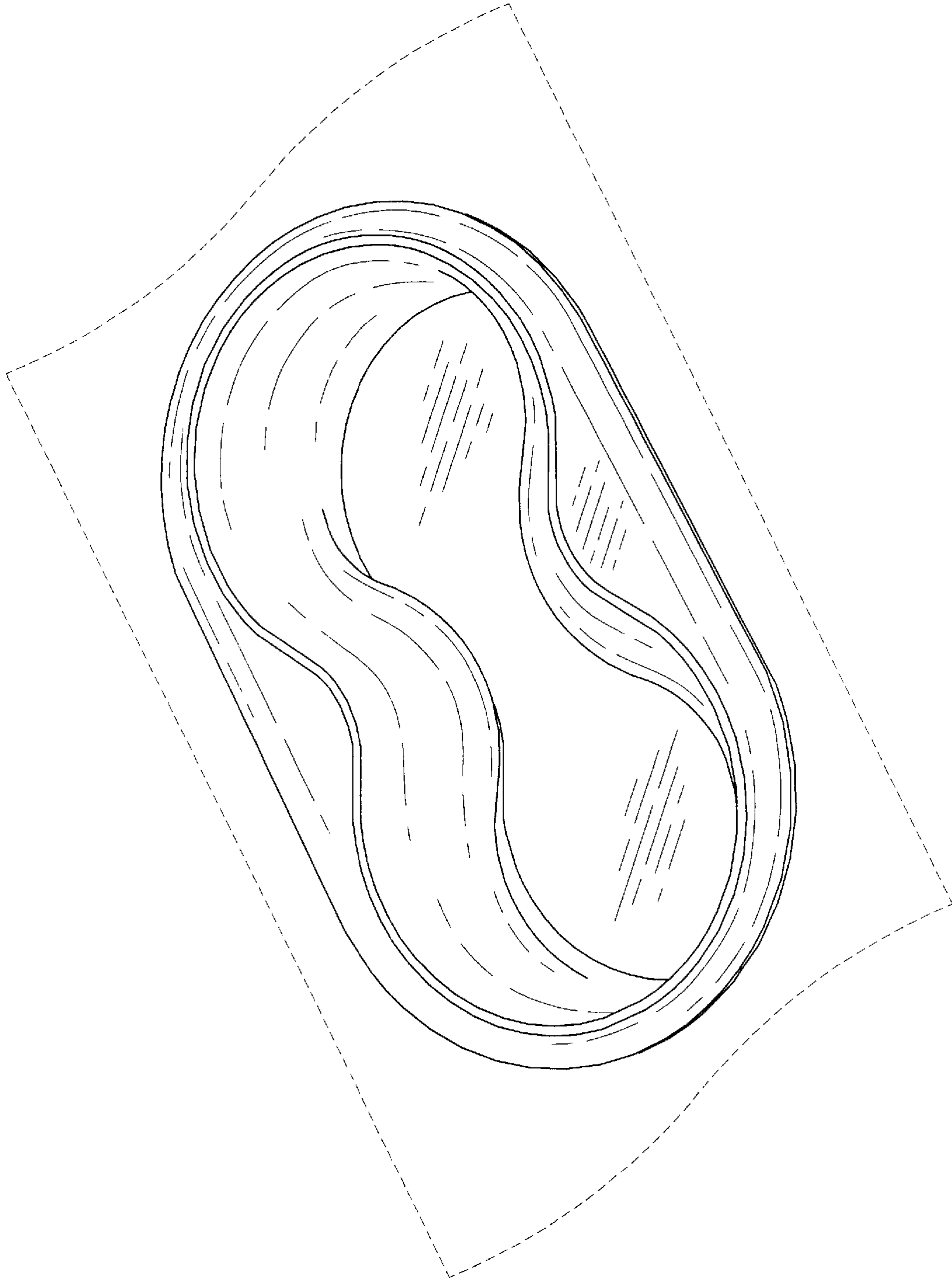


Fig. 1




Fig. 2



Fig. 3

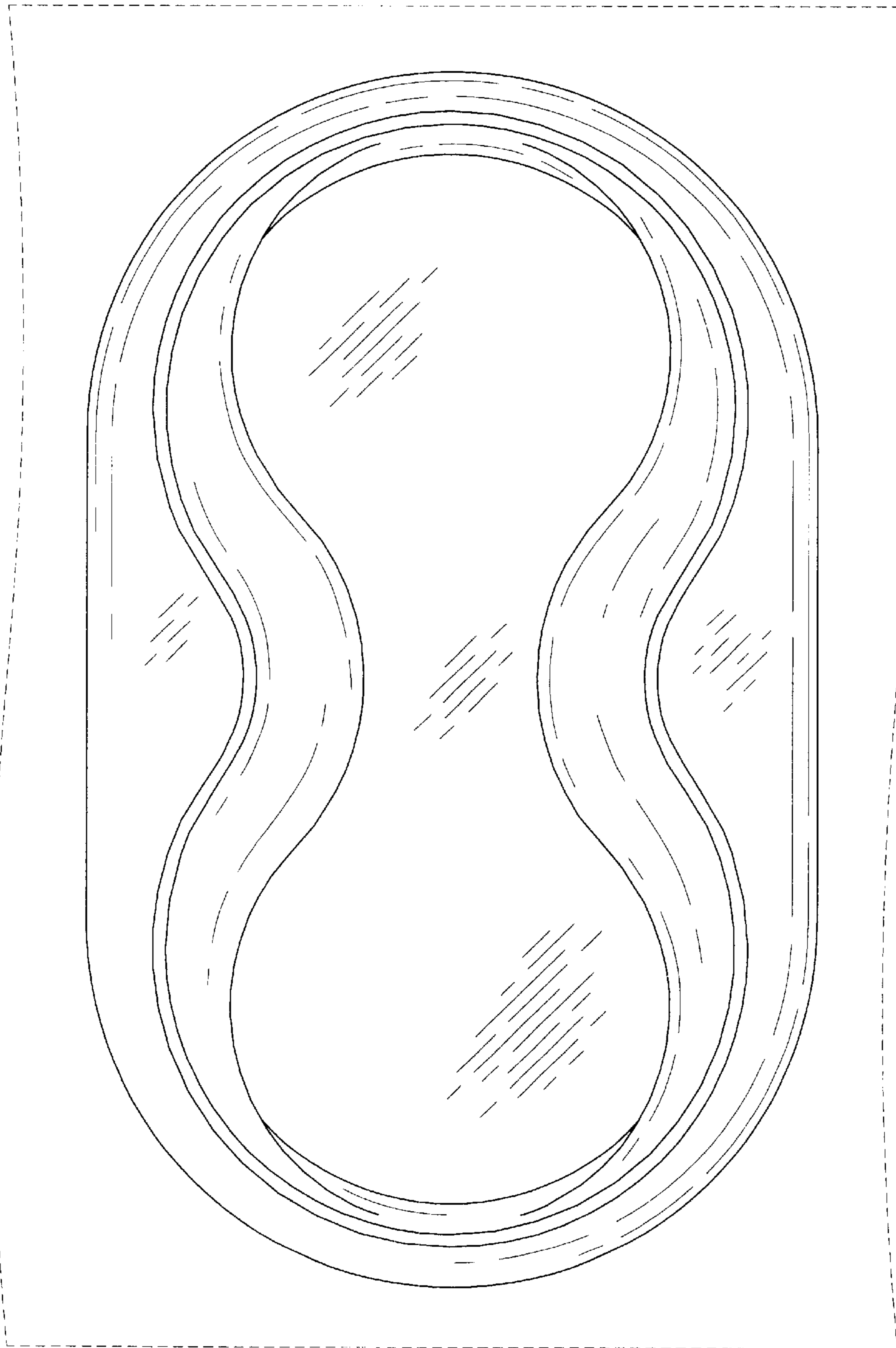


Fig. 4