



US00D478856S

(12) **United States Design Patent**
Cicansky

(10) **Patent No.:** **US D478,856 S**

(45) **Date of Patent:** **** *Aug. 26, 2003**

(54) **VEHICLE SCREEN SET**

(75) Inventor: **Joseph Cicansky**, Regina (CA)

(73) Assignee: **Cloud-Rider Designs**, Regina (CA)

(*) Notice: This patent is subject to a terminal disclaimer.

(**) Term: **14 Years**

(21) Appl. No.: **29/151,279**

(22) Filed: **Dec. 6, 2001**

(51) **LOC (7) Cl.** **12-16**

(52) **U.S. Cl.** **D12/216**

(58) **Field of Search** D12/163, 216,
D12/90-92; 180/68.6

(56) **References Cited**

U.S. PATENT DOCUMENTS

D400,842 S	*	11/1998	Davis et al.	D12/216
D402,615 S	*	12/1998	Cicansky	D12/216
D420,968 S	*	2/2000	Cicansky	D12/216
D427,560 S	*	7/2000	Cicansky	D12/216

* cited by examiner

Primary Examiner—Melody N. Brown

(74) *Attorney, Agent, or Firm*—Ryan W. Dupuis; Adrian D. Battison; Michael R. Williams

(57) **CLAIM**

The ornamental design for a vehicle screen set, as shown and described.

DESCRIPTION

FIG. 1 is a front elevational view of a vehicle screen set. FIG. 2 is a front elevational view of the upper left screen of FIG. 1, the upper right screen being a mirror image of the upper left screen.

FIG. 3 is a side elevation view of the upper left screen.

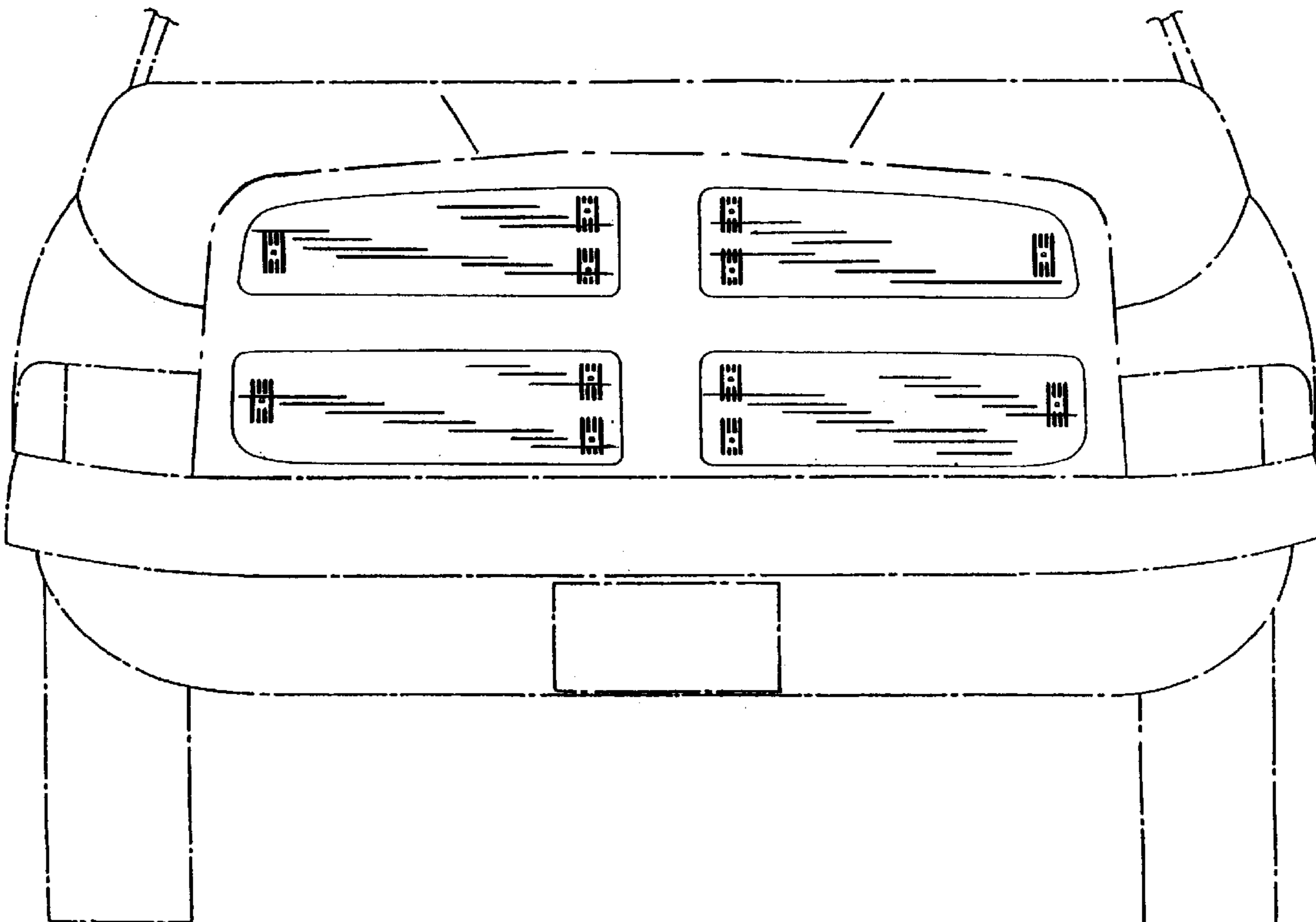
FIG. 4 is a top plan view of the upper left screen, the bottom view being substantially a mirror image of the top view shown.

FIG. 5 is a front elevational view of the lower left screen of FIG. 1, the lower right screen being a mirror image of the lower left screen.

FIG. 6 is a side elevational view of the lower left screen; and, FIG. 7 is a top plan view of the lower left screen, the bottom view being substantially a mirror image of the top view shown.

The broken lines shown in FIG. 1 are for illustrative purposes only and form no part of the claimed design.

1 Claim, 2 Drawing Sheets



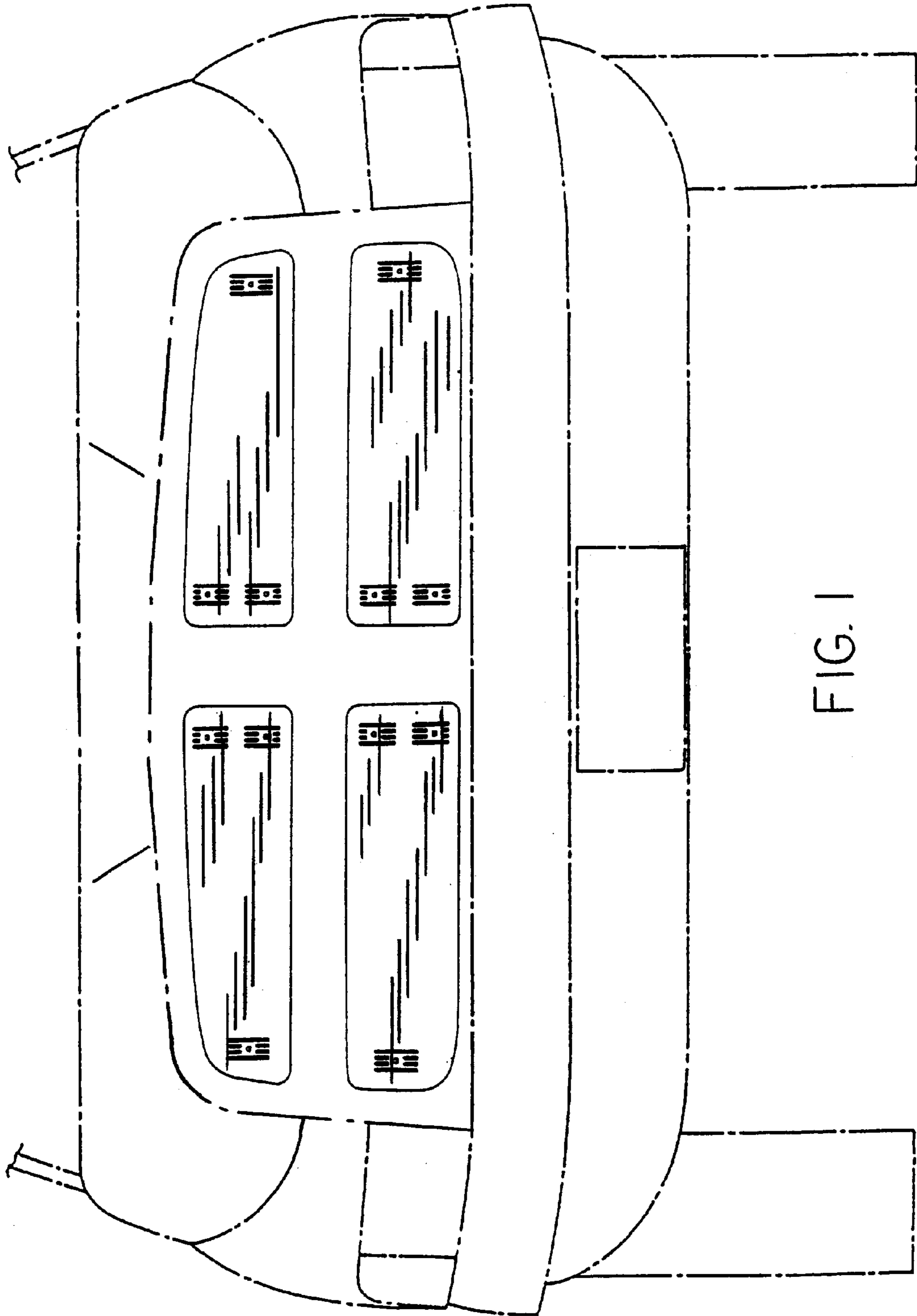


FIG. 1




FIG. 2



FIG. 3



FIG. 4




FIG. 5



FIG. 6



FIG. 7