



US00D478849S

(12) **United States Design Patent**
Griffin et al.

(10) **Patent No.:** **US D478,849 S**

(45) **Date of Patent:** **** Aug. 26, 2003**

(54) **MOTORCYCLE SPROCKET**

(76) Inventors: **Matthew C. Griffin**, 6330 Pine Hill Rd., Suite 15, Port Richey, FL (US) 34668; **Dan Geberth**, 6330 Pine Hill Rd., Suite 15, Port Richey, FL (US) 34668

(**) Term: **14 Years**

(21) Appl. No.: **29/162,153**

(22) Filed: **Jun. 11, 2002**

(51) **LOC (7) Cl.** **12-11**

(52) **U.S. Cl.** **D12/123**

(58) **Field of Search** D12/110, 123;
188/73.46, 218 XL, 264 AA, 344; 474/116,
148, 150, 152, 158, 165; 180/219, 231;
280/261

(56) **References Cited**

U.S. PATENT DOCUMENTS

2,979,366 A * 4/1961 Steller D12/123 X
D430,511 S * 9/2000 Takamori et al. D12/123

OTHER PUBLICATIONS

Custom Chrome 1999 catalog, rear sprockets on p. 13.17.*
Custom Chrome 1998 catalog, rear sprockets on p. 2.4.*

* cited by examiner

Primary Examiner—Alan P. Douglas

Assistant Examiner—Linda Brooks

(74) *Attorney, Agent, or Firm*—Larson & Larson, P.A.;
James E. Larson

(57) **CLAIM**

The ornamental design for a motorcycle sprocket, as shown and described.

DESCRIPTION

FIG. 1 is a front elevational view of the motorcycle sprocket showing our novel design;

FIG. 2 is a rear elevational view thereof;

FIG. 3 is a left side view thereof;

FIG. 4 is a right side view thereof;

FIG. 5 is a top plan view thereof;

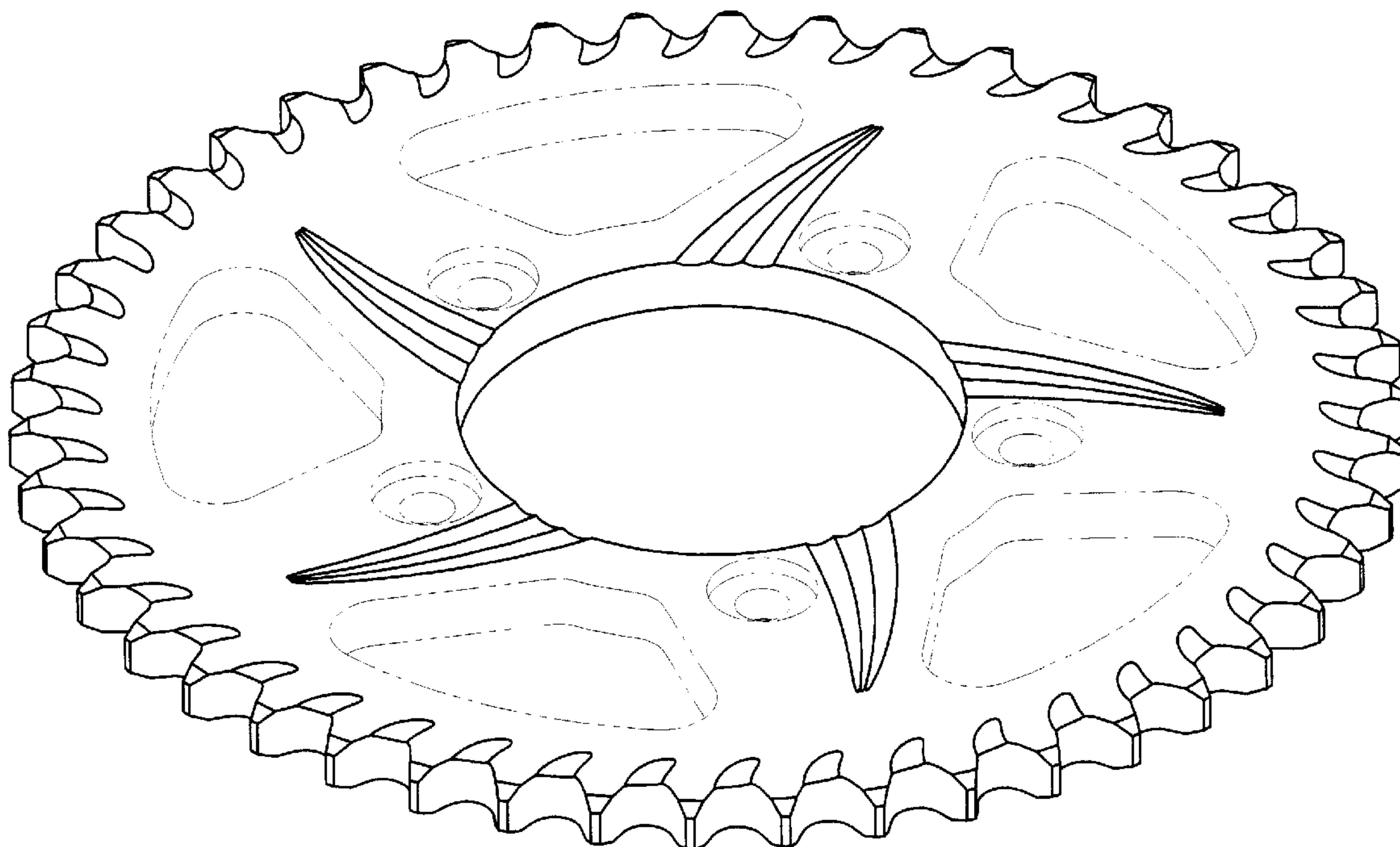
FIG. 6 is a bottom plan view thereof;

FIG. 7 is a perspective view of the preferred embodiment for the motorcycle sprocket of the present invention; and,

FIG. 8 is a perspective view of a first alternate embodiment of the motorcycle sprocket of the present invention.

The broken lines shown in FIGS. 5–8 are for illustrative purposes only and form no part of the overall claimed design.

1 Claim, 5 Drawing Sheets



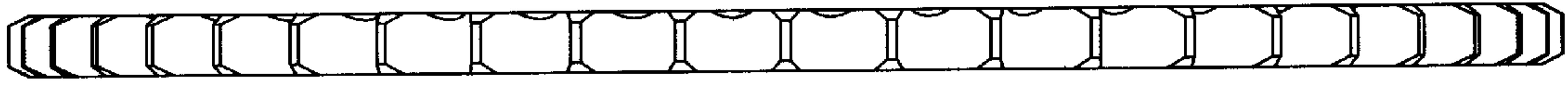


FIG. 1



FIG. 2



FIG. 3



FIG. 4




FIG. 5




FIG. 6

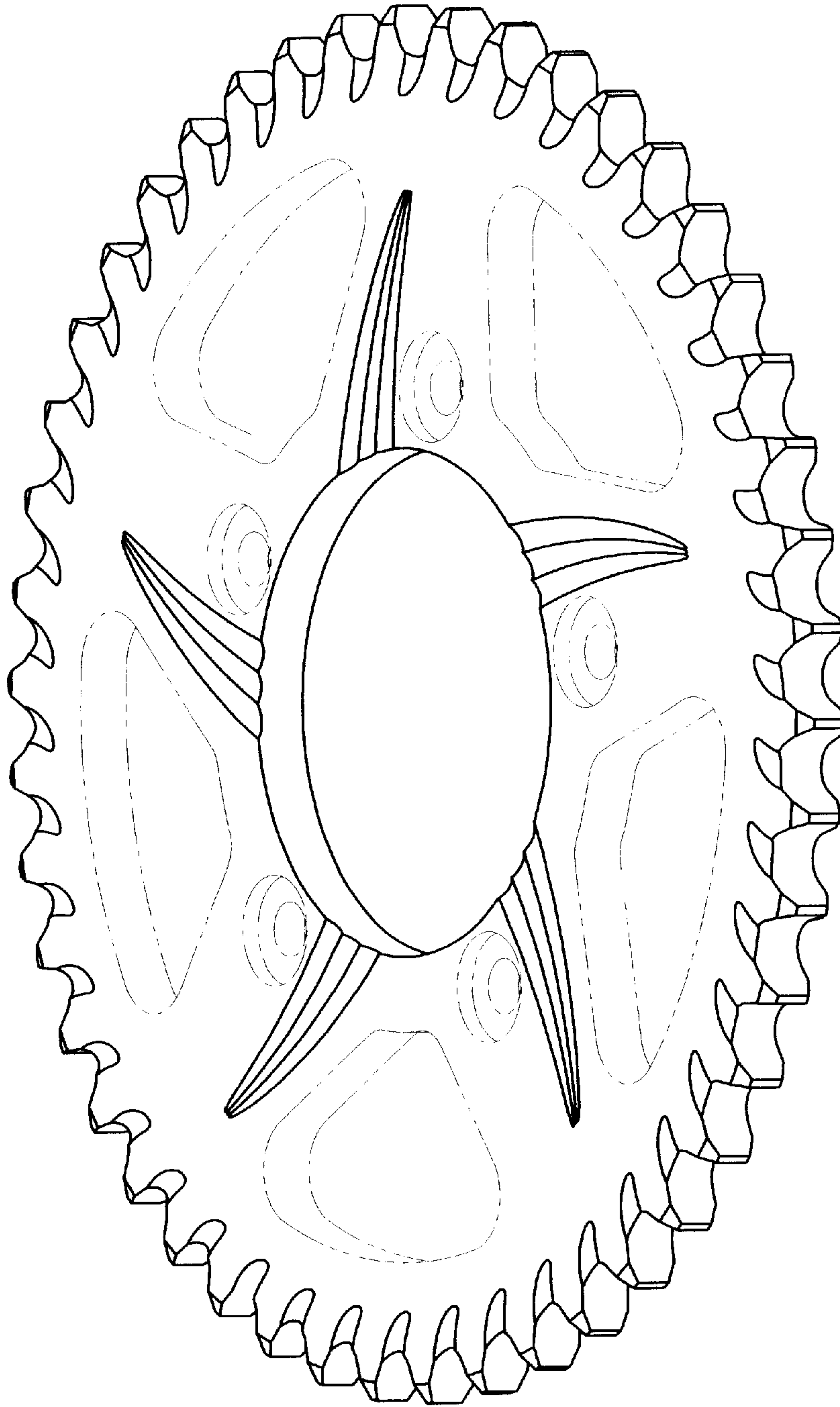


FIG. 7




FIG. 8