



US00D478842S

(12) **United States Design Patent** (10) **Patent No.:** **US D478,842 S**  
**Deschênes et al.** (45) **Date of Patent:** **\*\* Aug. 26, 2003**

(54) **END CAR OF A MONORAIL**

(75) Inventors: **Daniel Deschênes**, Mont St-Hilaire (CA); **Joo Ho Paek**, Fullerton, CA (US); **David Stollery**, Laguna Beach, CA (US); **Kazuhiko Takeshita**, Irvine, CA (US)

(73) Assignee: **Bombardier, Inc.**, West Montreal (CA)

(\*\*) Term: **14 Years**

(21) Appl. No.: **29/156,185**

(22) Filed: **Feb. 26, 2002**

(51) **LOC (7) Cl.** ..... **12-03**

(52) **U.S. Cl.** ..... **D12/43**

(58) **Field of Search** ..... D12/36-40, 43, D12/42; 104/146, 148 MS, 281-286, DIG. 1; 105/238.2, 329.1, 330

(56) **References Cited**

**U.S. PATENT DOCUMENTS**

D92,511 S	*	6/1934	Geddes	.....	D12/40
D148,308 S	*	1/1948	Kuhler	.....	D12/43
D164,920 S	*	10/1951	Girardy et al.	.....	D12/40
D164,921 S	*	10/1951	Girardy et al.	.....	D12/43
D168,219 S	*	11/1952	Girardy et al.	.....	D12/43
D173,653 S	*	12/1954	Girardy et al.	.....	D12/40
D205,105 S	*	6/1966	Clary	.....	D12/36
3,457,876 A	*	7/1969	Holden	.....	104/89
3,593,666 A	*	7/1971	Savage	.....	104/89
3,780,668 A	*	12/1973	Schwarzler et al.	.....	104/286
4,233,905 A	*	11/1980	Gottzein et al.	.....	104/281
5,170,715 A	*	12/1992	Gran et al.	.....	104/284
5,605,100 A	*	2/1997	Morris et al.	.....	104/284

**OTHER PUBLICATIONS**

www.monorails.org—APTA Expo2002 photo diary—3pagesimages. of monorail cars.\*

www.monorails.org—2002—Las Vegas Monorail Special Section—Bombardier MVI trains.\*

Monorail Society (<http://monorails.org/tMspages/DsnyInd.html>), “Monorails of North America/Europe/Japan/Asia/Australia/South America”.

(List continued on next page.)

*Primary Examiner*—Nelson C. Holtje  
(74) *Attorney, Agent, or Firm*—St. Onge Steward Johnston & Reens LLC

(57) **CLAIM**

We claim the ornamental design of an end car of a monorail, as shown and described.

**DESCRIPTION**

FIG. 1 is a front perspective view of the end car of a monorail according to a first embodiment of the present design;

FIG. 2 is a top view of the end car of a monorail according to the first embodiment of the present design;

FIG. 3 is a front view of the end car of a monorail according to the first embodiment of the present design;

FIGS. 4 and 5 are side views of the end car of a monorail according to the first embodiment of the present design;

FIG. 6 is a front perspective view of the end car of a monorail according to a variant of the first embodiment of the present design;

FIG. 7 is a top view of the end car of a monorail according to the variant of the first embodiment of the present design;

FIG. 8 is a front view of the end car of a monorail according to the variant of the first embodiment of the present design;

FIGS. 9 and 10 are side views of the end car of a monorail according to the variant of the first embodiment of the present design;

FIG. 11 is a front perspective view of the end car of a monorail according to a second embodiment of the present design;

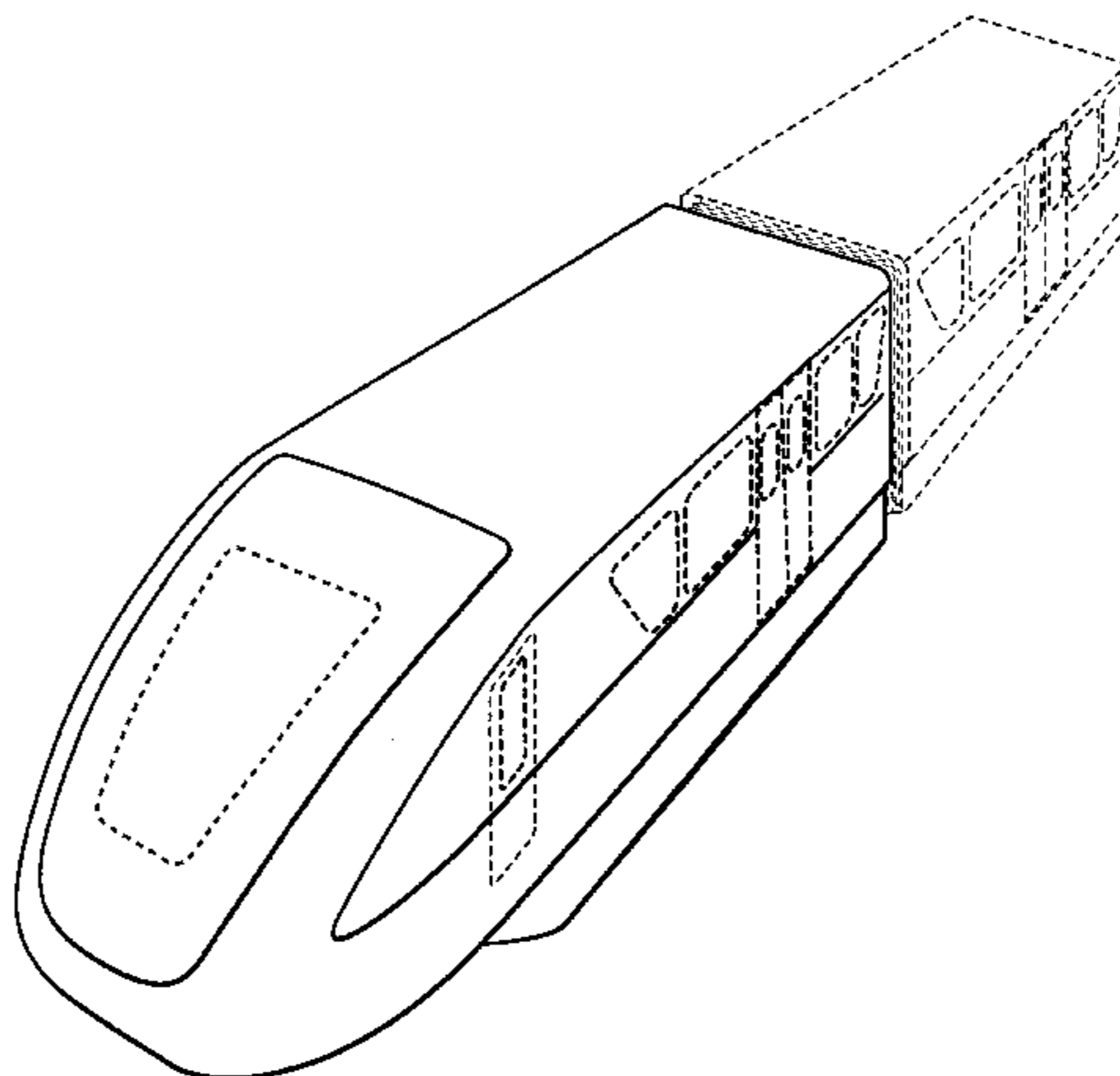
FIG. 12 is a top view of the end car of a monorail according to the second embodiment of the present design;

FIG. 13 is a front view of the end car of a monorail according to the second embodiment of the present design; and,

FIGS. 14 and 15 are side views of the end car of a monorail according to the second embodiment of the present design.

The broken lines in the figures are for illustrative purposes only and form no part of the claimed design.

**1 Claim, 15 Drawing Sheets**



OTHER PUBLICATIONS

Bombardier Transportation (Urban Transport), “M-III Monorail System, Florida, USA”; Sep., 1999.

Bombardier Transportation (Urban Transport), “UM-III Monorail System; Florida, USA”; Sep., 1999.

Bombardier Transportation (Urban Transport), “Mark VI Monorail System; Florida USA”; Sep., 1999.

Bombardier Transportation (Locomotive), “High-Speed Non-Electric Locomotive”; Mar. 2001.

Bombardier Transportation (Suburban and Regional Transport), “Talent Multiple Units”.

Bombardier Transportation (Urban Transport), “Automated Rapid Transit System Vancouver, Canada”; May, 2000.

Bombardier Transportation (Urban Transport), “Advanced Rapid Transit MK ii; Kuala Lumpur, Malaysia”.

\* cited by examiner

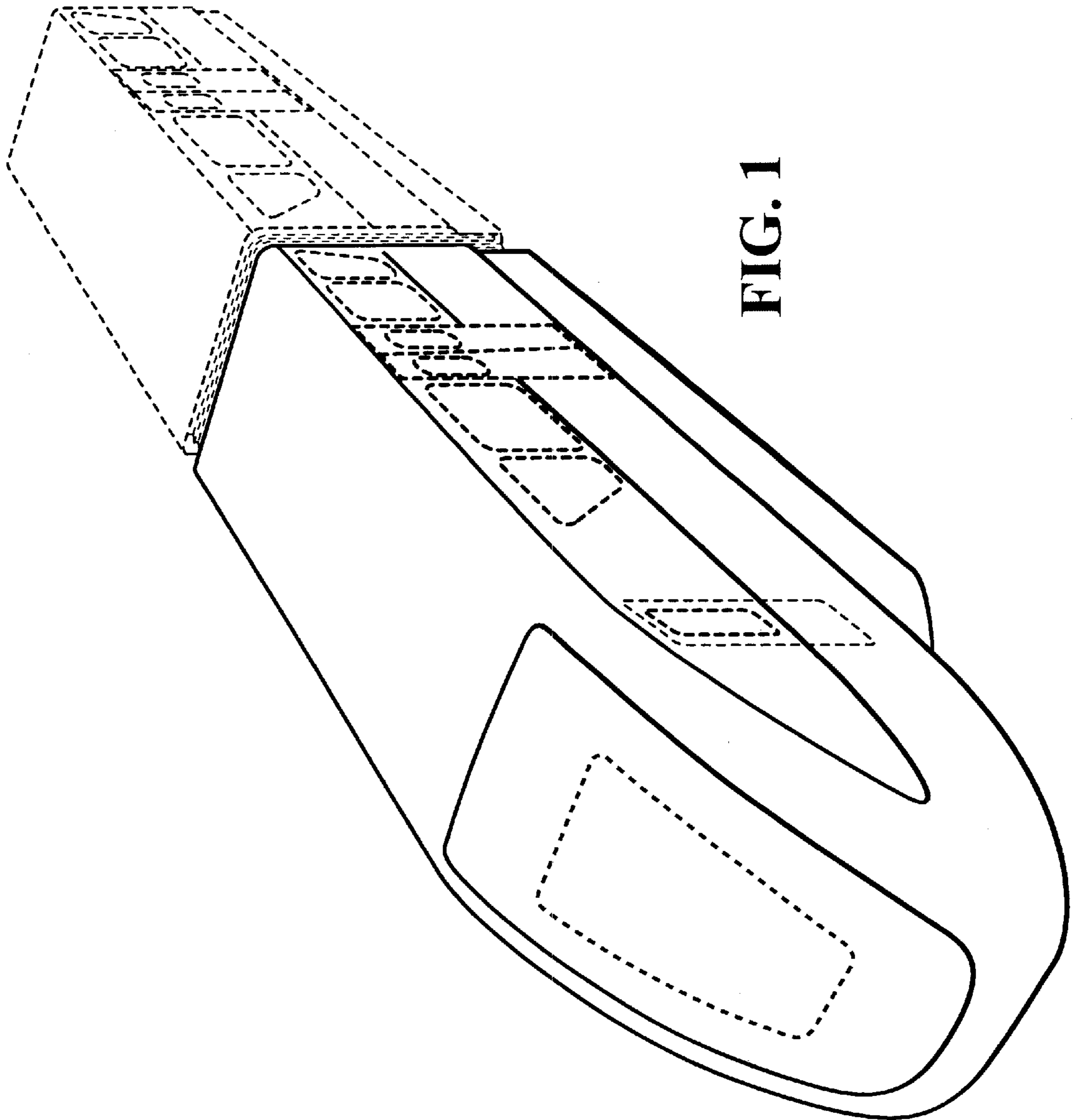


FIG. 1


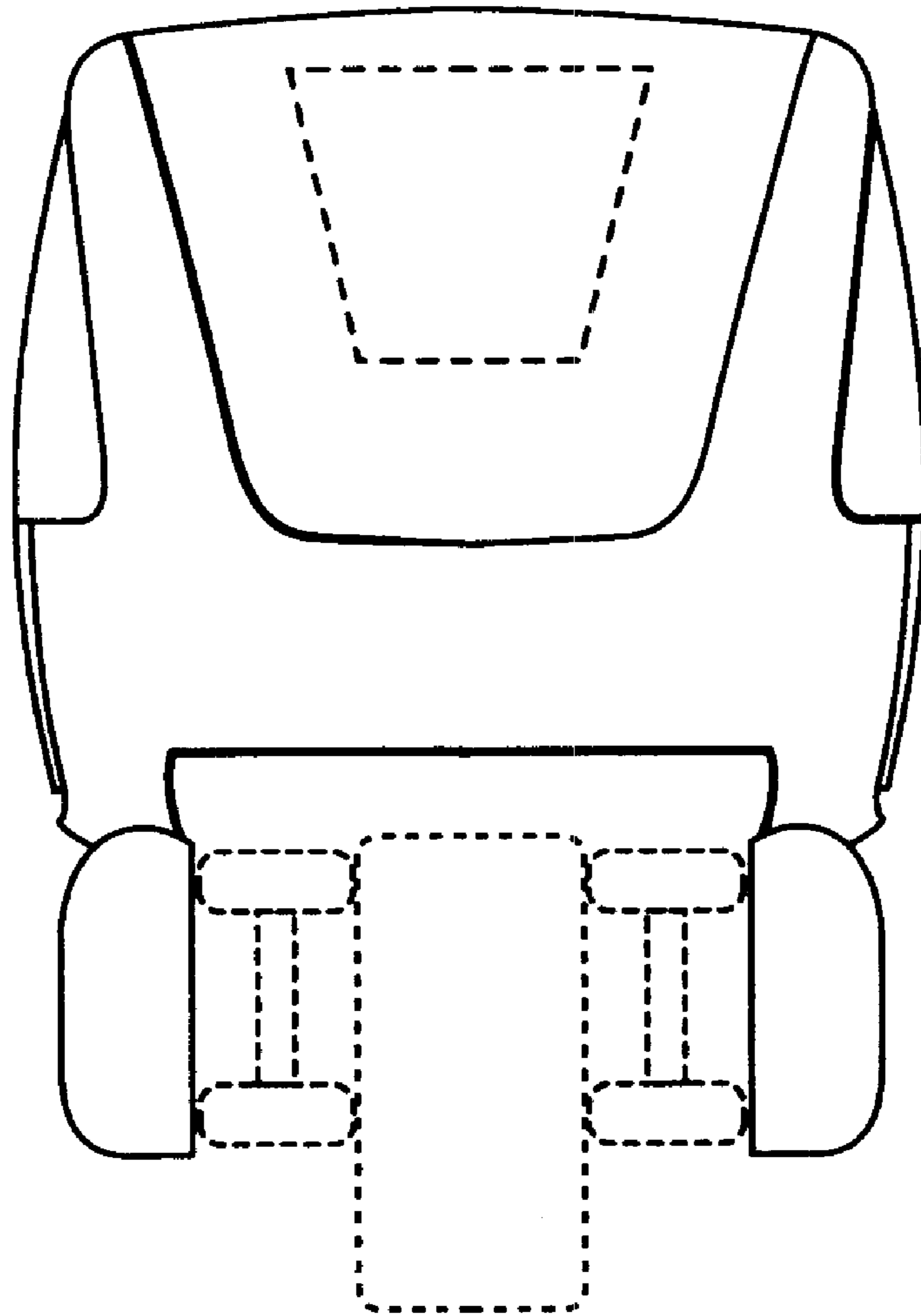


FIG. 2



**FIG. 3**

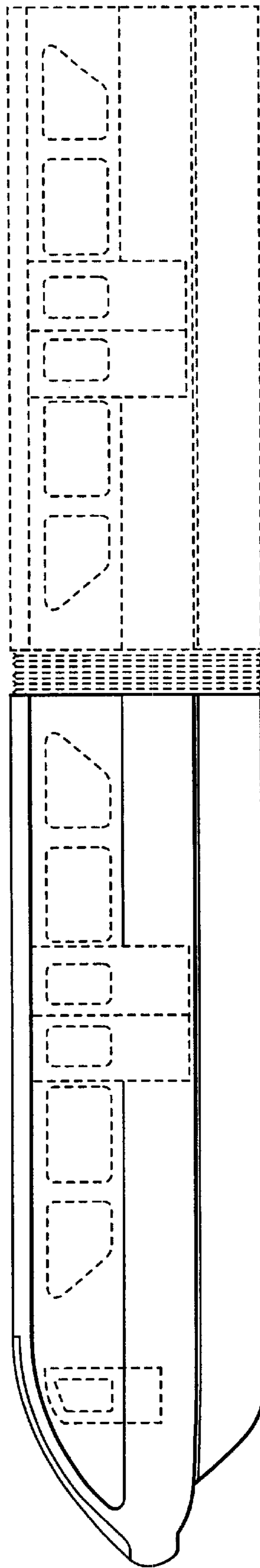


FIG. 4

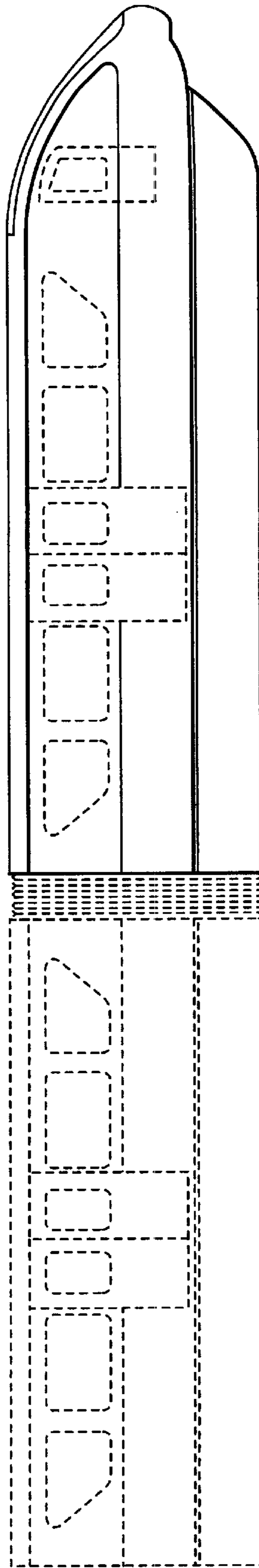


FIG. 5

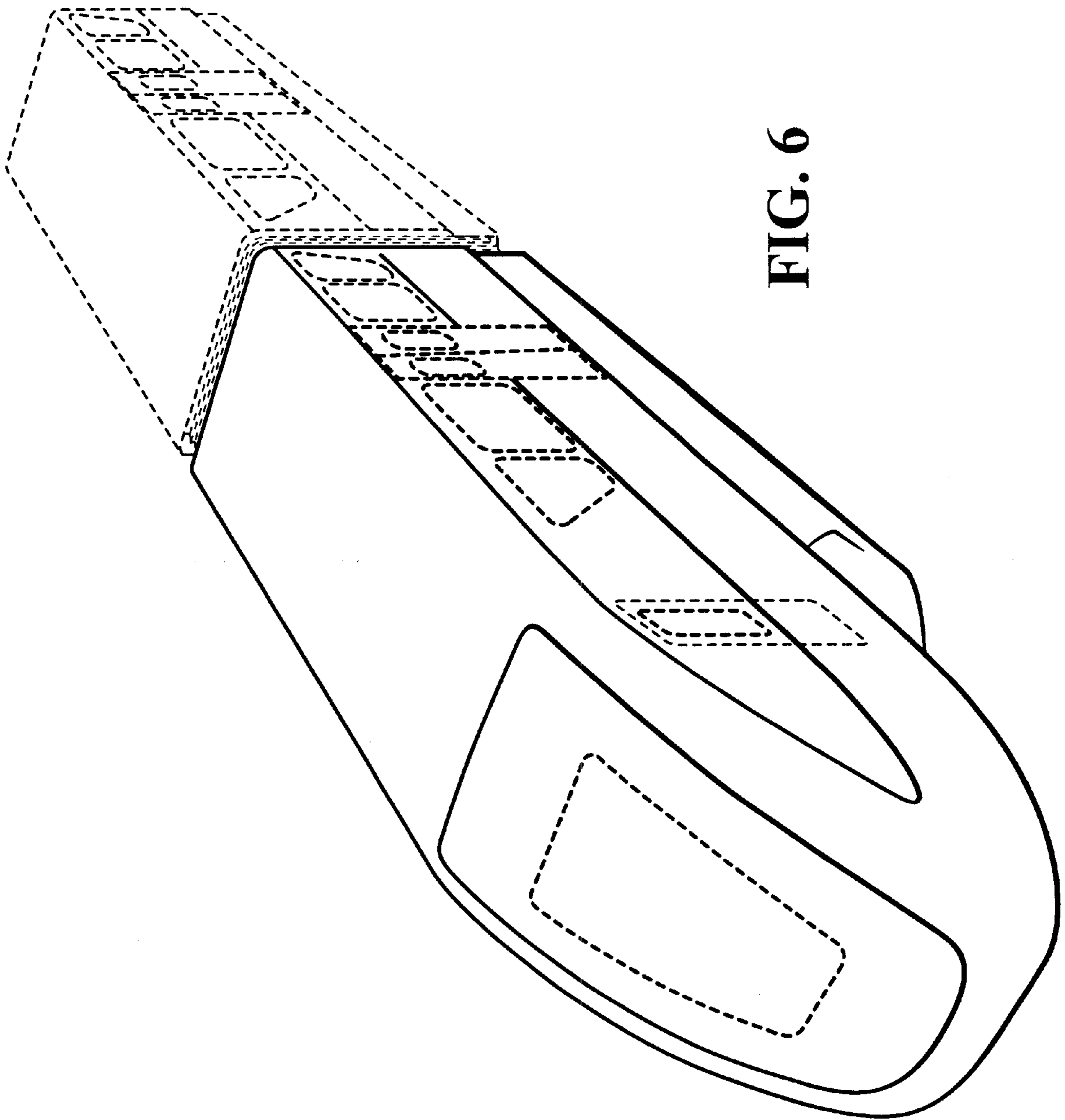


FIG. 6




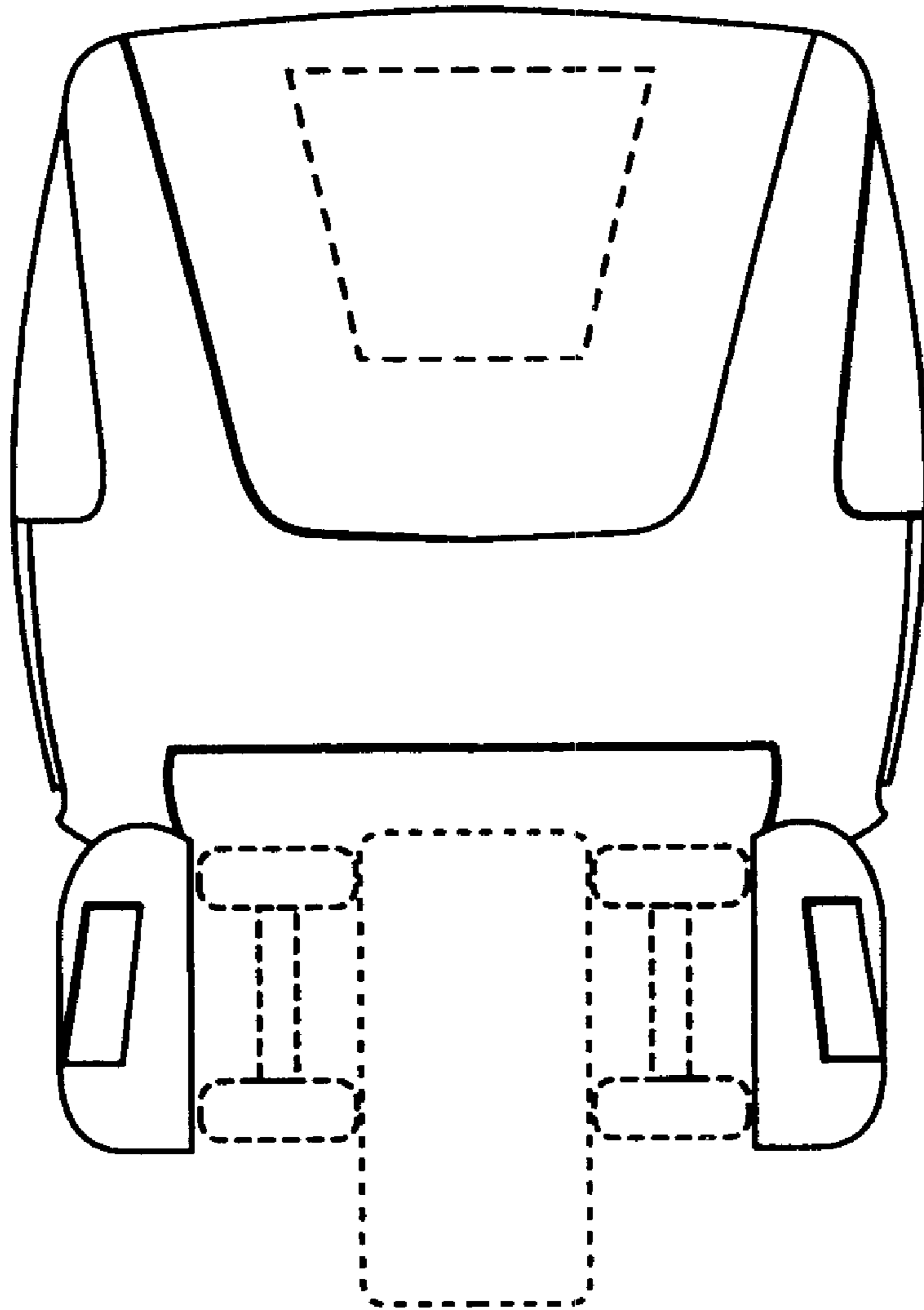


FIG. 7



**FIG. 8**

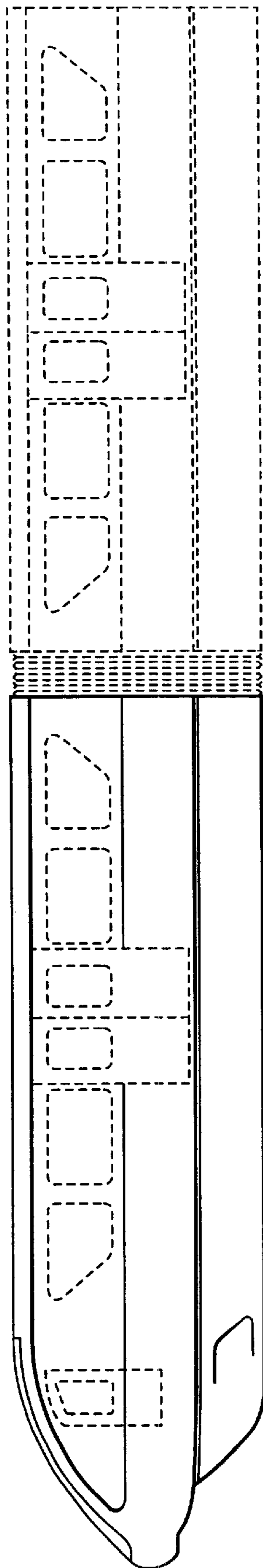


FIG. 9

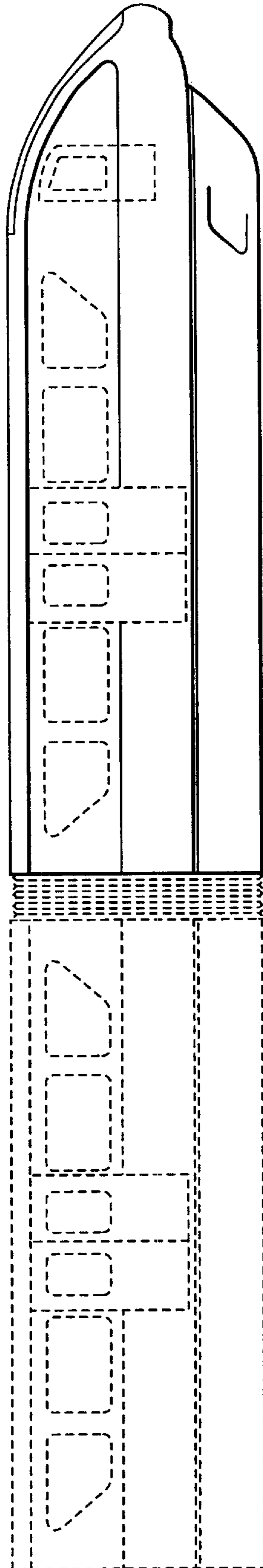


FIG. 10

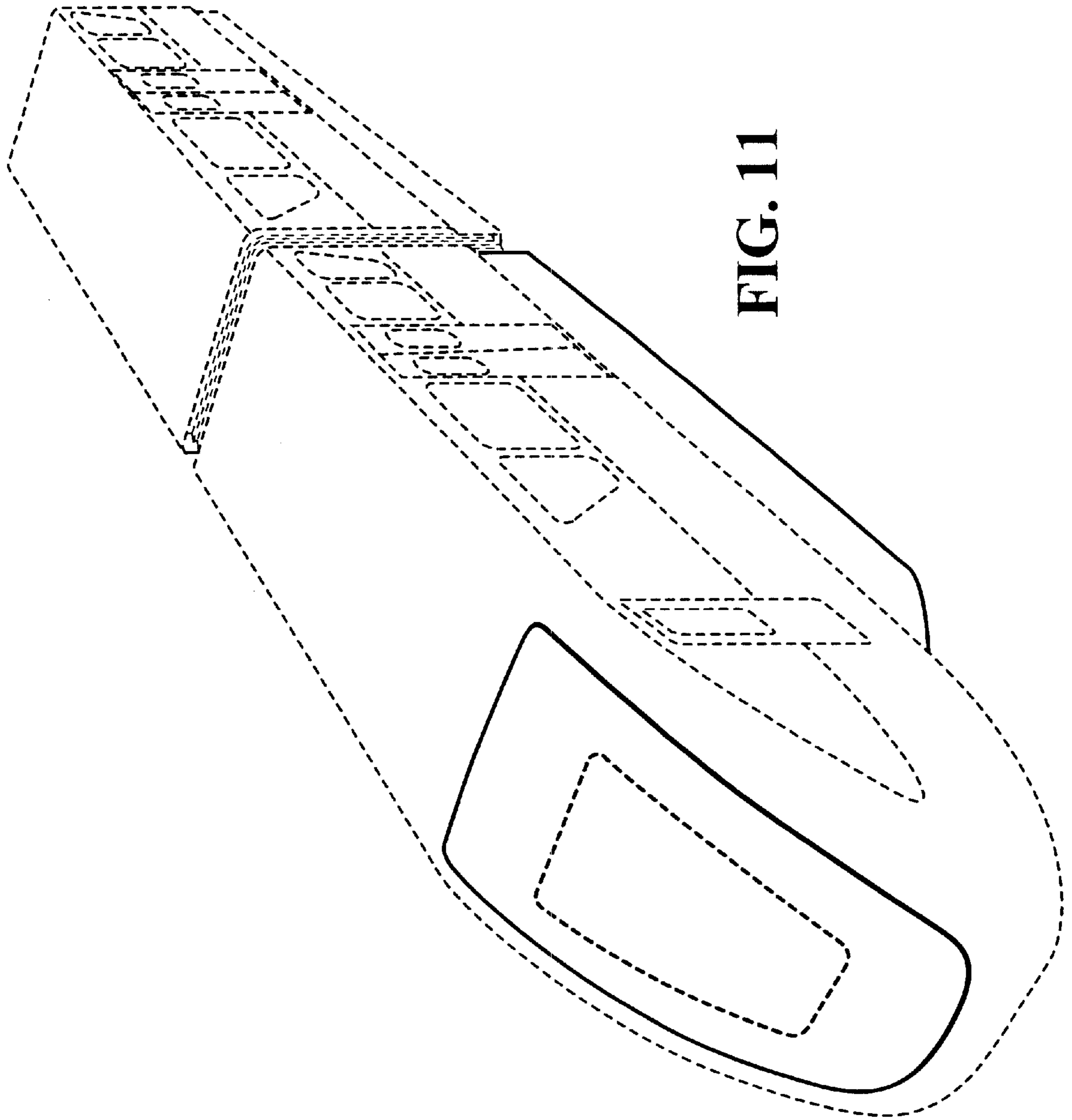


FIG. 11


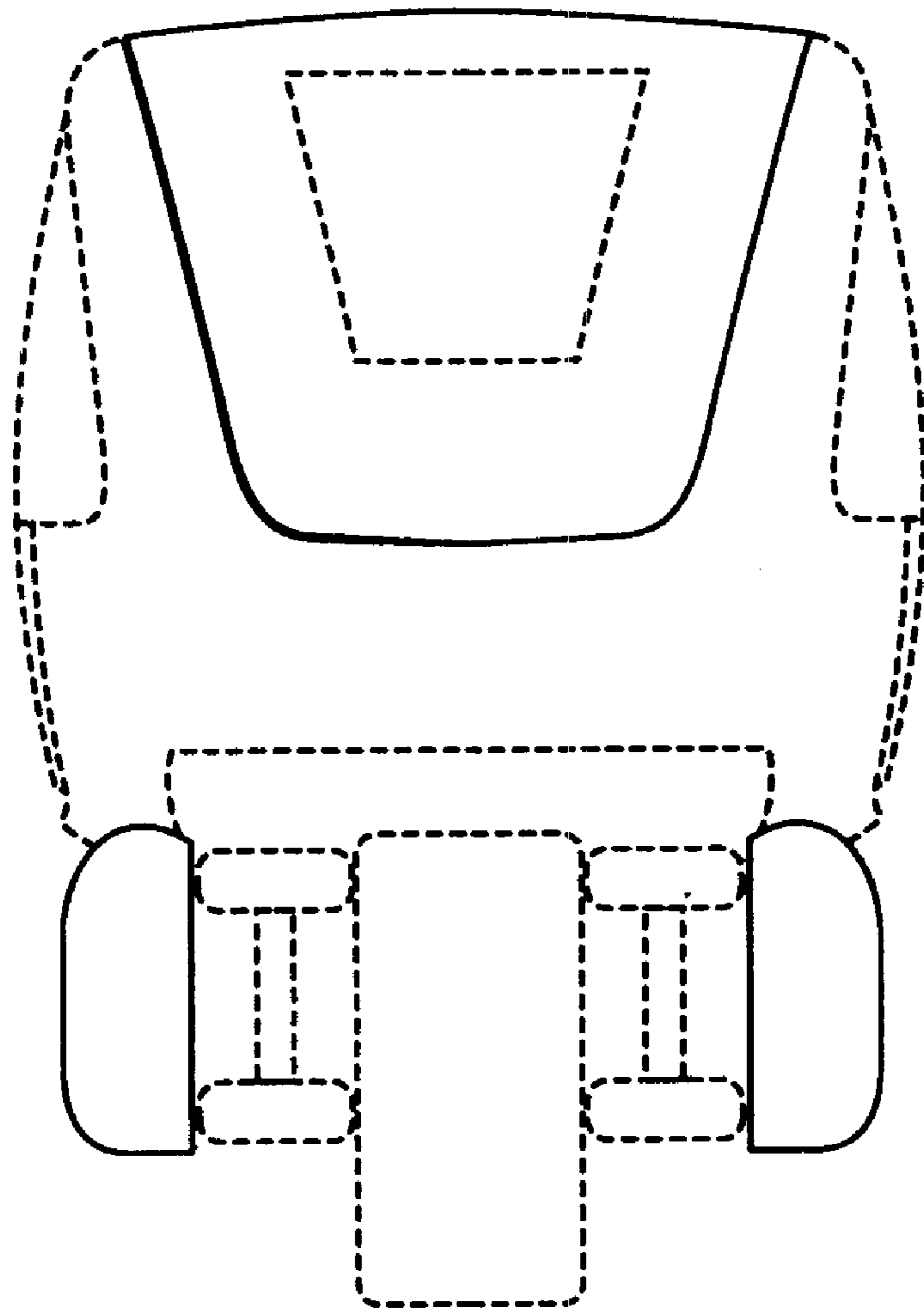


FIG. 12



**FIG. 13**

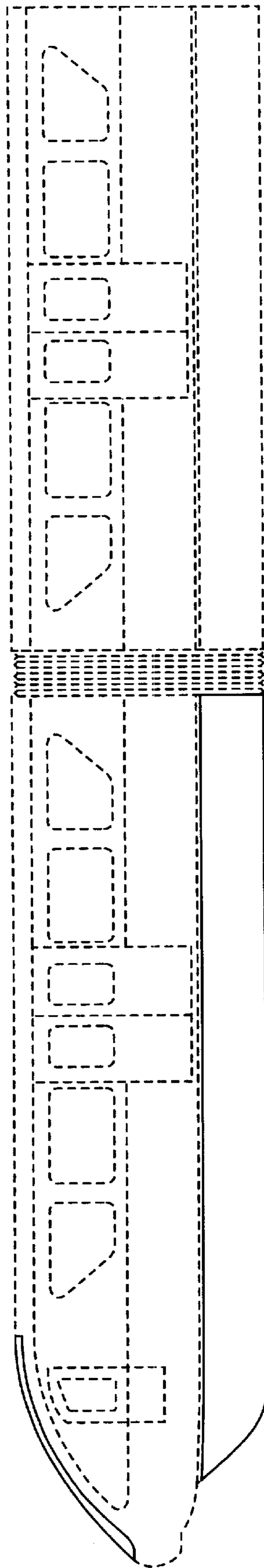


FIG. 14



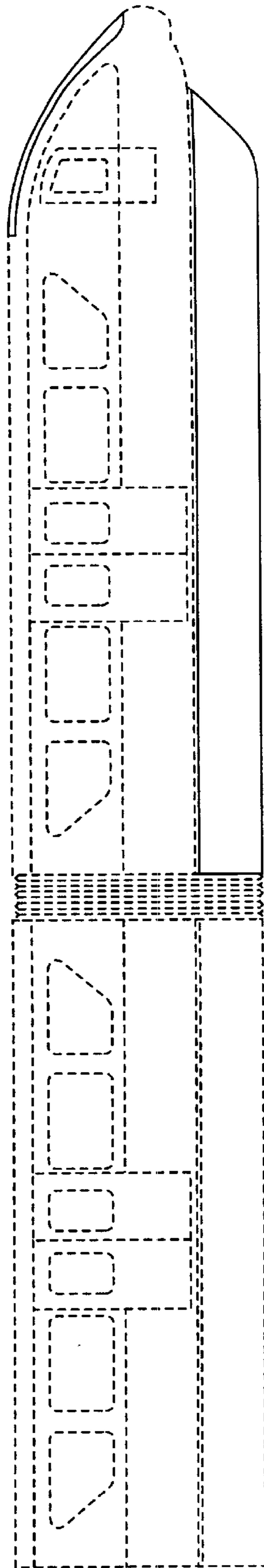


FIG. 15