



US00D478803S

(12) **United States Design Patent**
Markley

(10) **Patent No.:** **US D478,803 S**

(45) **Date of Patent:** **** Aug. 26, 2003**

(54) **WOODEN HOSE REEL ENCLOSURE**

(75) Inventor: **Kevin J. Markley**, Joliet, IL (US)

(73) Assignee: **Suncast Corporation**, Batavia, IL (US)

(**) Term: **14 Years**

(21) Appl. No.: **29/174,029**

(22) Filed: **Jan. 10, 2003**

(51) **LOC (7) Cl.** **08-05**

(52) **U.S. Cl.** **D8/359**

(58) **Field of Search** D8/356, 358, 359,
D8/360.1; D13/137.4, 153, 154; D22/137;
D34/39; 137/355.16, 355.26; 191/12.2 R;
206/389, 398; 242/378.1, 379, 379.2, 380,
385.1, 388, 388.1, 388.5, 395, 398, 404.3,
405, 405.3, 600, 608, 609, 609.1, 609.4;
439/4, 501; D3/294

(56) **References Cited**

U.S. PATENT DOCUMENTS

D417,538 S * 12/1999 Tisbo et al. D8/359
D418,739 S * 1/2000 Whitehead et al. D8/359
D432,002 S * 10/2000 Anderson et al. D8/359
D448,652 S * 10/2001 Spear et al. D8/359

* cited by examiner

Primary Examiner—Doris V. Coles

Assistant Examiner—Elizabeth Albert

(74) *Attorney, Agent, or Firm*—McHale & Slavin, P. A.

(57) **CLAIM**

The ornamental design for a wooden hose reel enclosure, as shown and described.

DESCRIPTION

FIG. 1 is a perspective view of the wooden hose reel enclosure of the invention taken from the front and left in which the lid is shown in a closed configuration;

FIG. 2 is an enlarged front elevational view of the wooden hose reel enclosure of FIG. 1;

FIG. 3 is an enlarged rear elevational view of the wooden hose reel enclosure of FIG. 1;

FIG. 4 is an enlarged right side view of the wooden hose reel enclosure of FIG. 1;


FIG. 5 is an enlarged left side view of the wooden hose reel enclosure of FIG. 1;

FIG. 6 is an enlarged top plan view of the wooden hose reel enclosure of FIG. 1;

FIG. 7 is an enlarged bottom plan view of the wooden hose reel enclosure of FIG. 1; and,

FIG. 8 is a reduced scale perspective view of the wooden hose reel enclosure of the invention taken from the front and left in which the lid is shown in an open configuration and a hose reel is shown therein.

1 Claim, 8 Drawing Sheets






FIG. 1

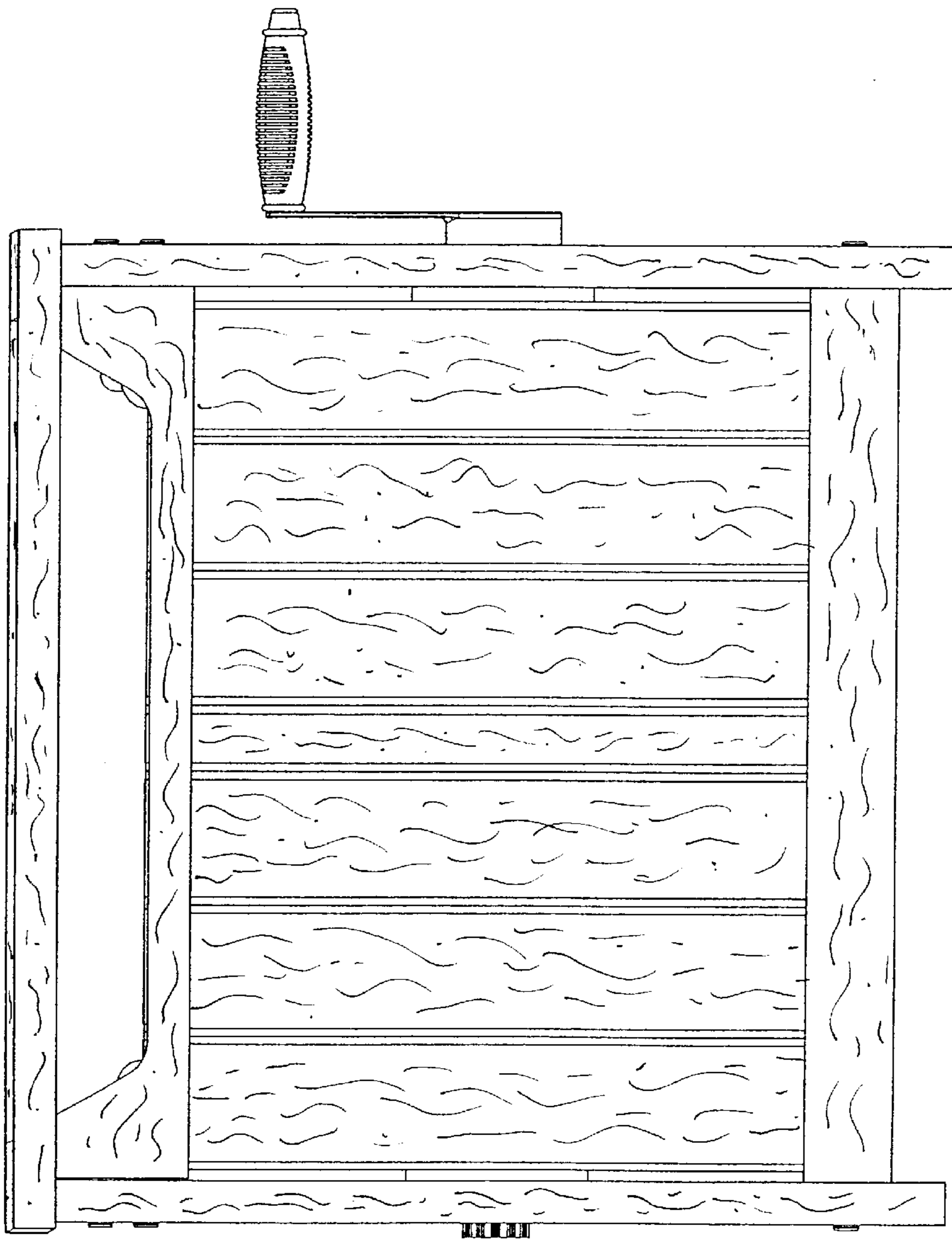


FIG. 2




FIG. 3

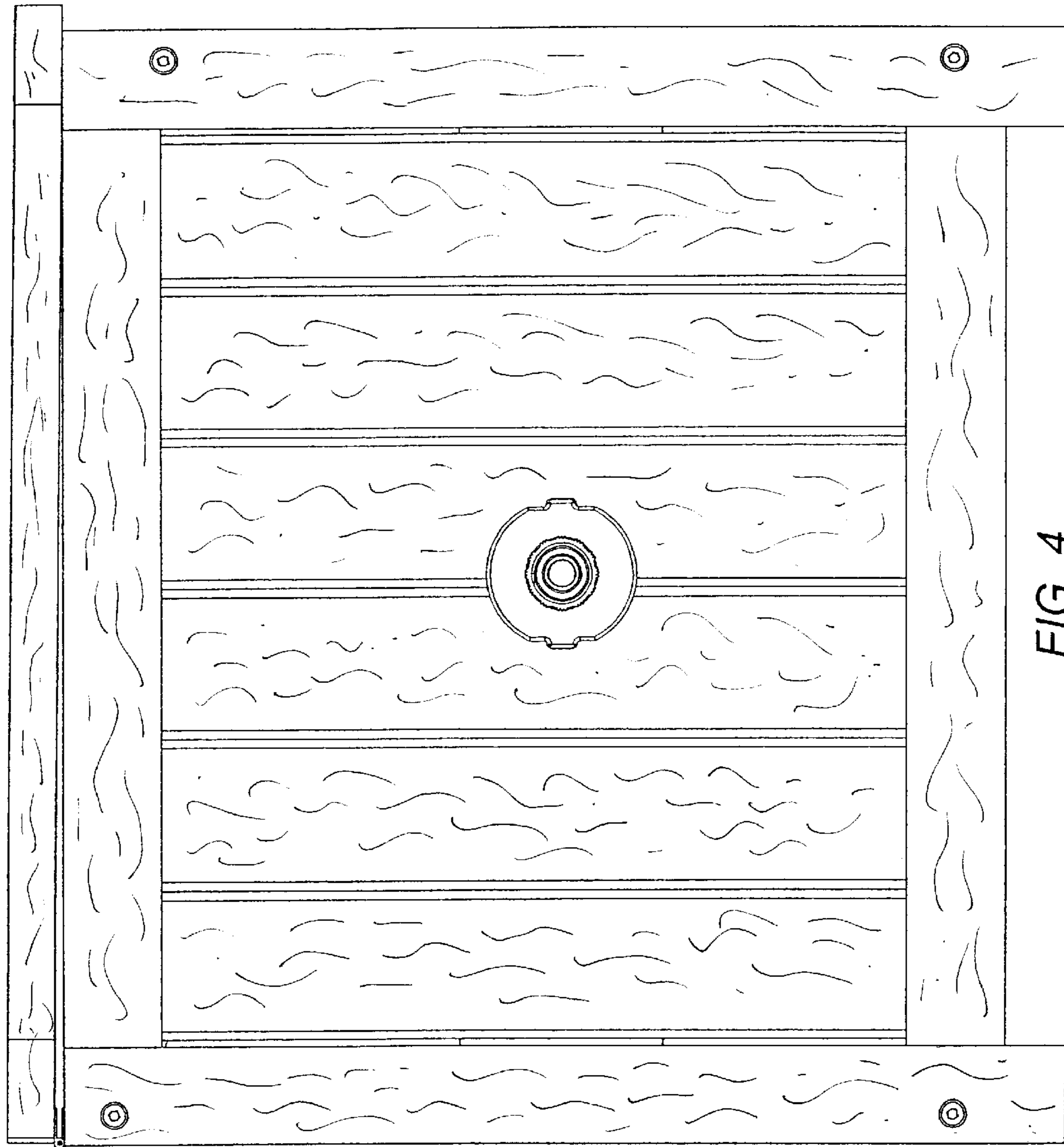


FIG. 4

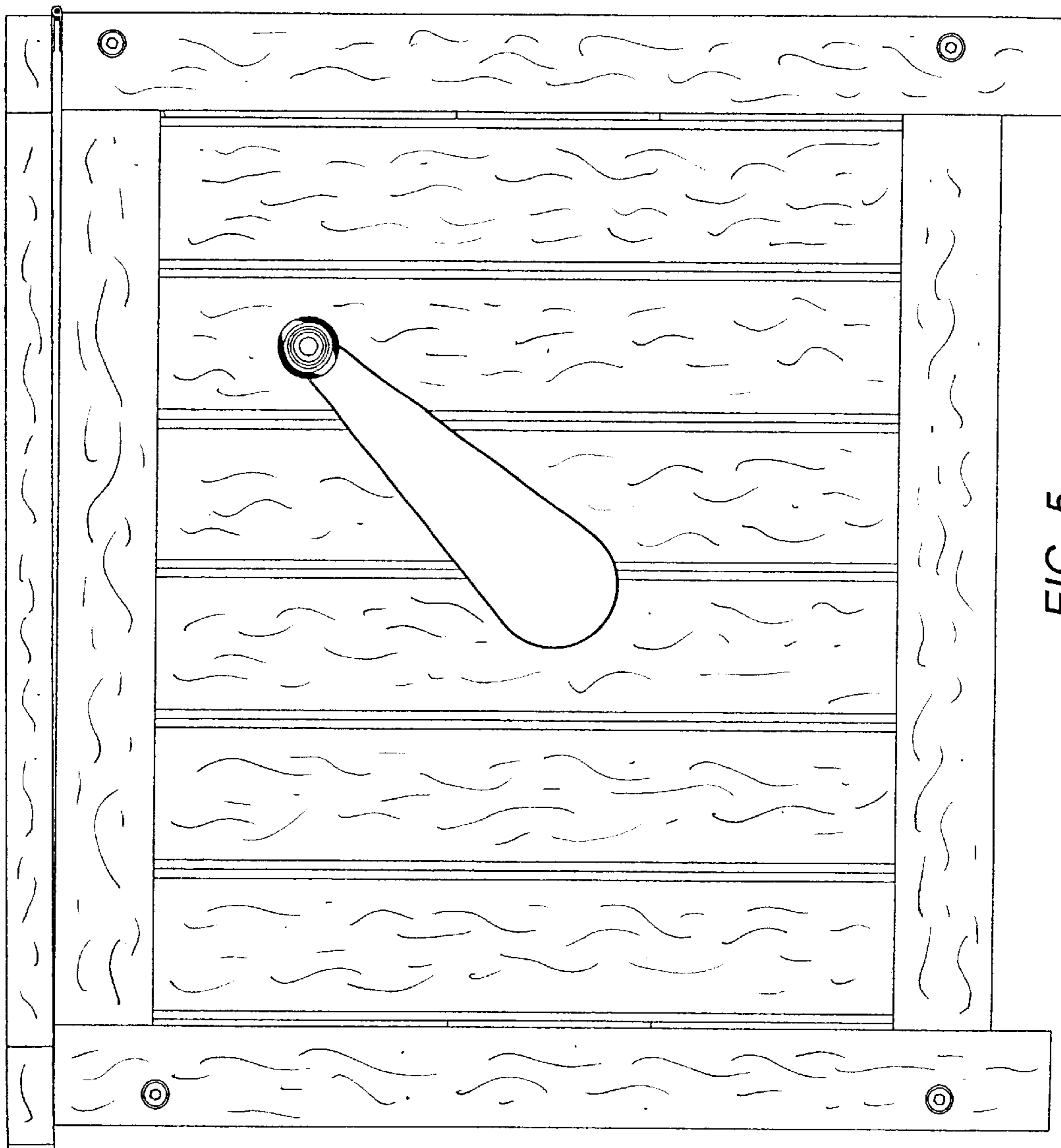


FIG. 5

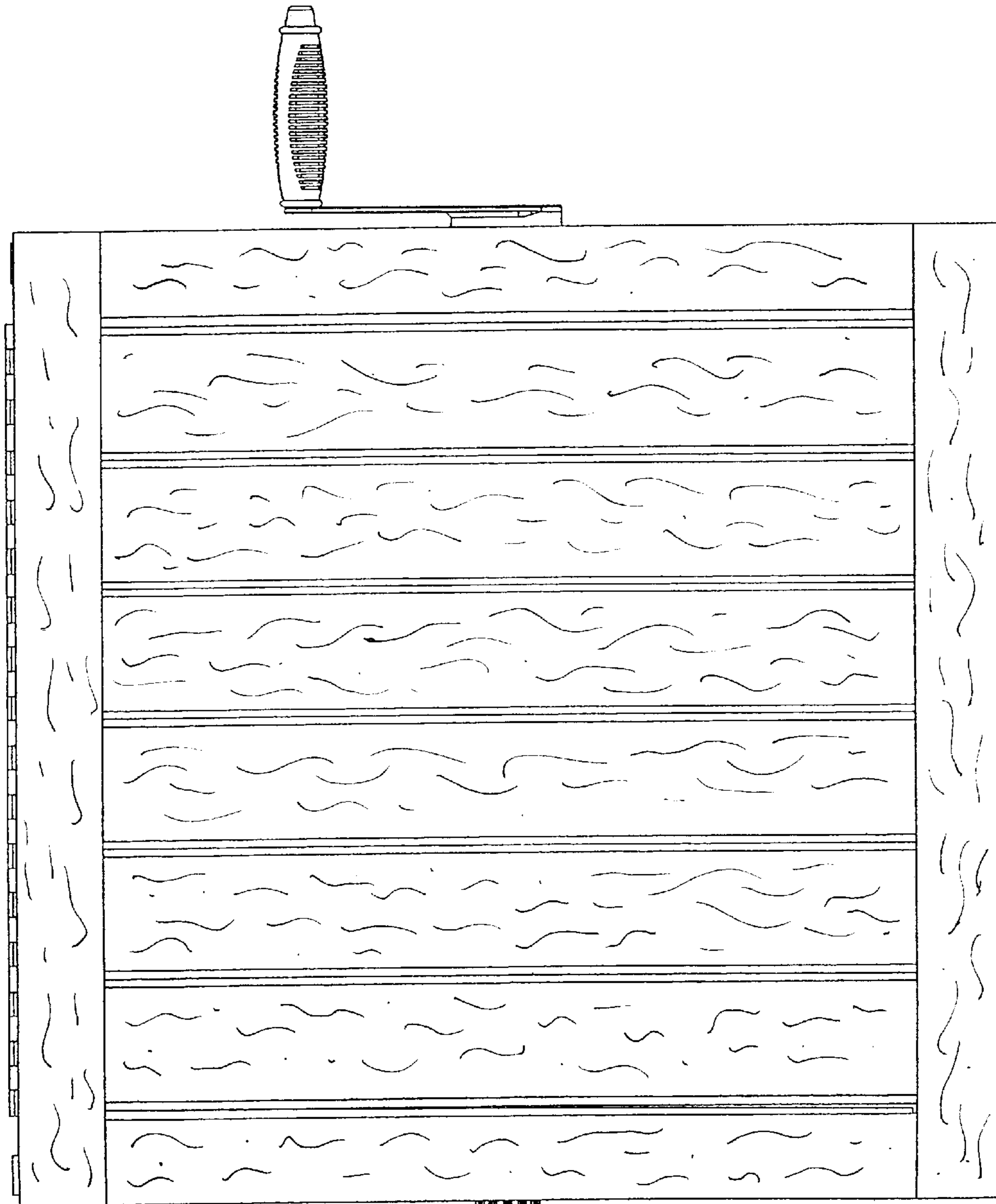


FIG. 6

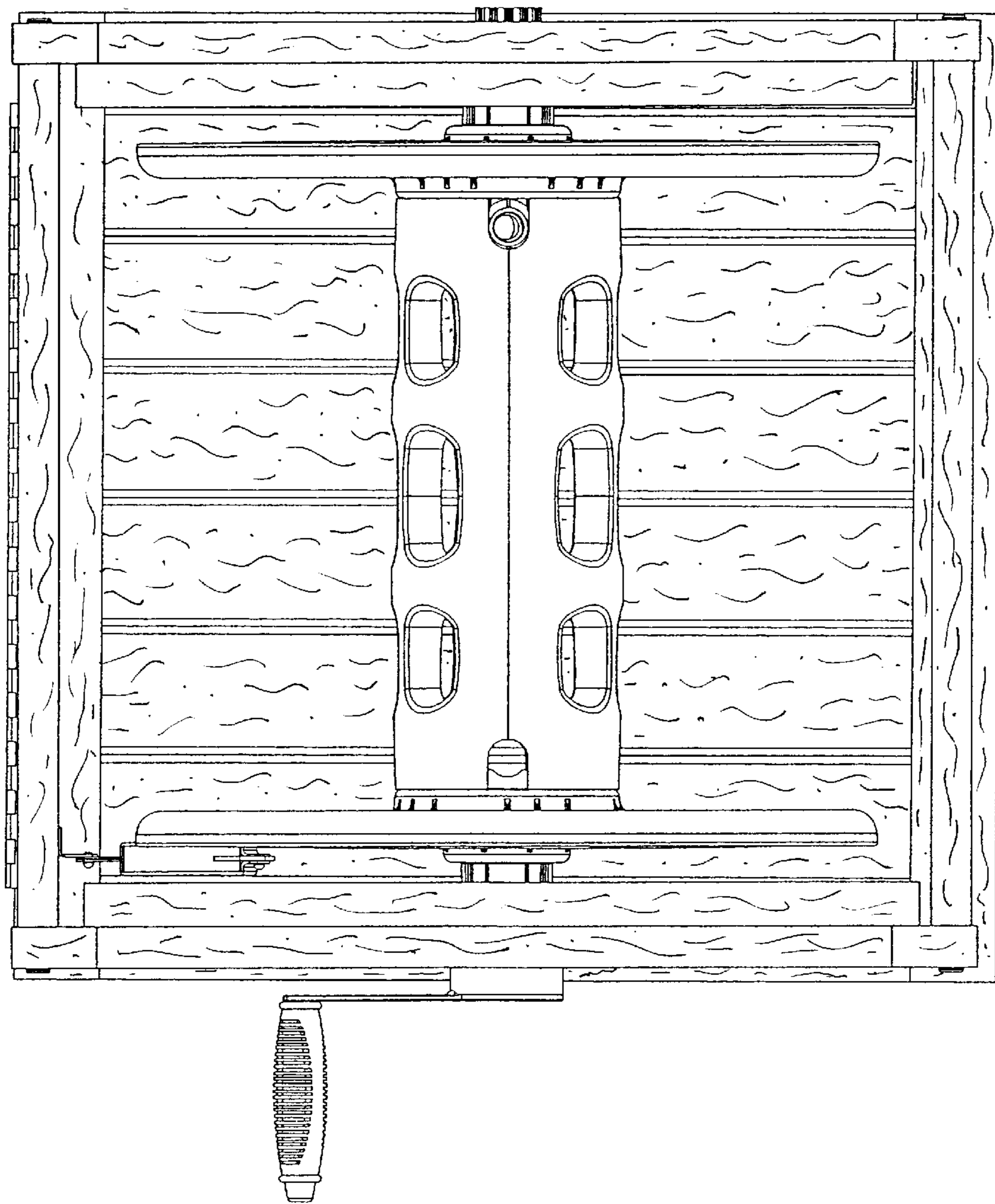


FIG. 7




FIG. 8