



US00D478800S

(12) **United States Design Patent**
Adams

(10) **Patent No.:** **US D478,800 S**

(45) **Date of Patent:** **** Aug. 26, 2003**

(54) **OVERMOLDED PRESSURE POINT KNIFE**

(75) Inventor: **Clayton S. Adams, Orange, MA (US)**

(73) Assignee: **The L. S. Starrett Company, Athol, MA (US)**

(**) Term: **14 Years**

(21) Appl. No.: **29/164,061**

(22) Filed: **Jul. 17, 2002**

(51) **LOC (7) Cl.** **08-03**

(52) **U.S. Cl.** **D8/99**

(58) **Field of Search** D8/97, 98, 99,
D8/100, 107, 105; 30/125, 160, 161, 162,
320, 329, 335, 337

(56) **References Cited**

U.S. PATENT DOCUMENTS

D319,378 S	*	8/1991	Wilcox	D8/99
D348,383 S	*	7/1994	Perkins	D8/99
D395,219 S	*	6/1998	Ghavami	D8/99
D400,774 S	*	11/1998	Ghavami	D8/99
D413,783 S	*	9/1999	Huang	D8/99
5,966,817 A	*	10/1999	Lee	30/162
5,979,057 A	*	11/1999	Chao	30/125

D420,270 S	*	2/2000	Martone	D8/99
D439,492 S	*	3/2001	Martone et al.	D8/99
D445,662 S	*	7/2001	Huang	D8/99

* cited by examiner

Primary Examiner—Philip S. Hyder

(74) *Attorney, Agent, or Firm*—Alston & Bird LLP

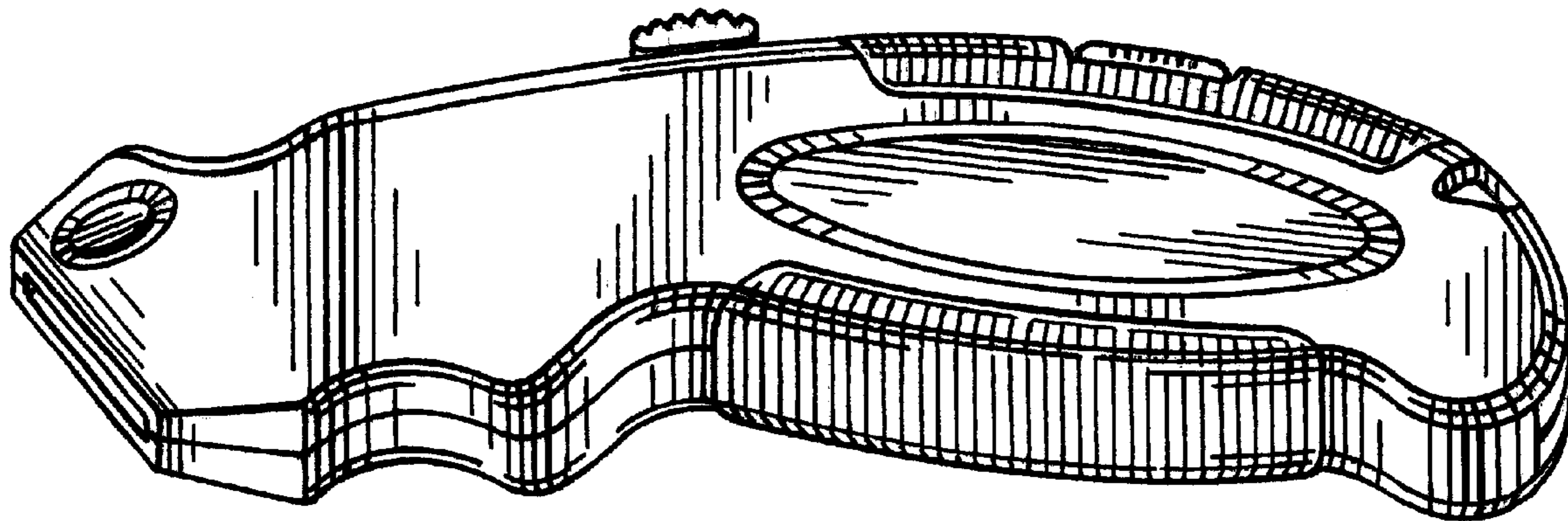
(57) **CLAIM**

The ornamental design for an overmolded pressure point knife, as shown and described.

DESCRIPTION

FIG. 1 is a perspective view of one side of an overmolded pressure point knife showing my new design; FIG. 2 is a top plan view of FIG. 1; FIG. 3 is a bottom plan view of FIG. 1; FIG. 4 is a front elevational view of the left side of FIG. 1; FIG. 5 is a rear elevational view of the right side of FIG. 1; FIG. 6 is a perspective view of the opposite side; and, FIG. 7 is a perspective view, like FIG. 1, but with the blade storage in open position and blades shown in phantom. The broken line showing the blade is for illustrative purposes only and forms no part of the claimed design.

1 Claim, 2 Drawing Sheets



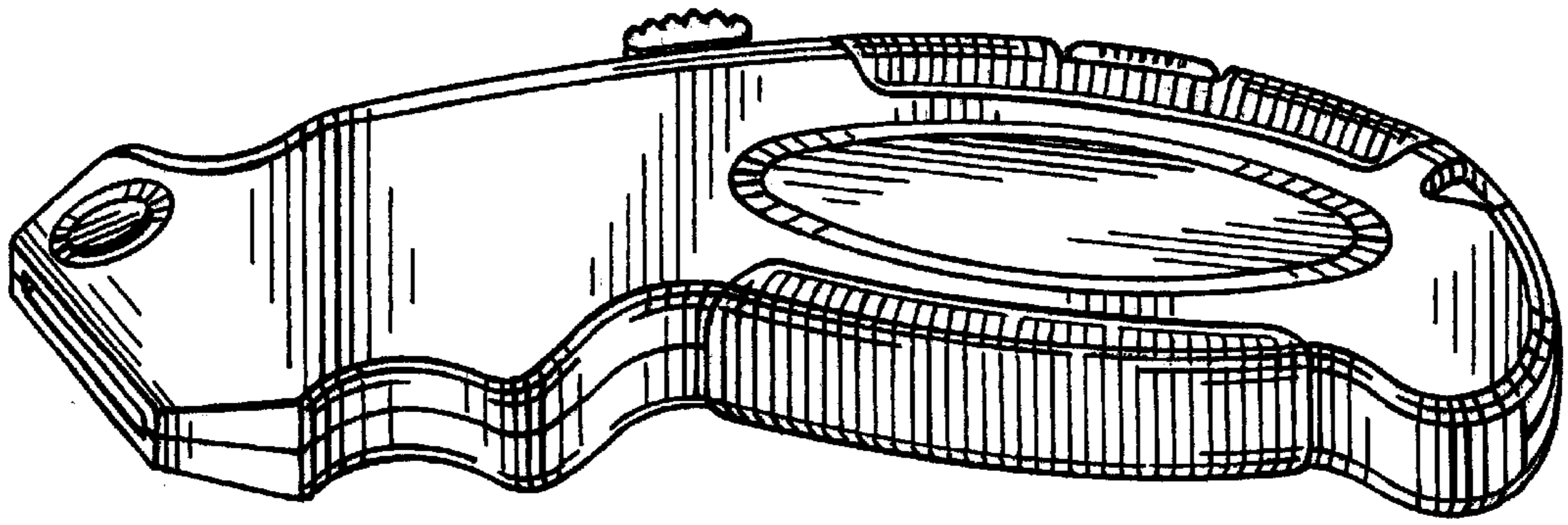


FIG. 1.

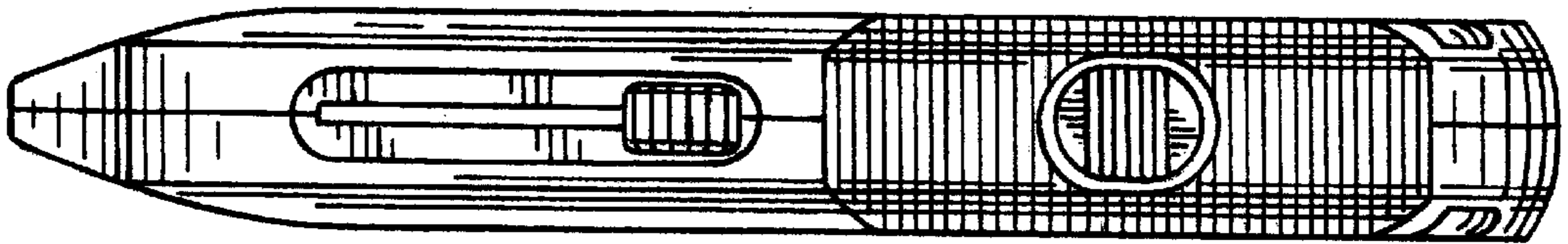


FIG. 2.

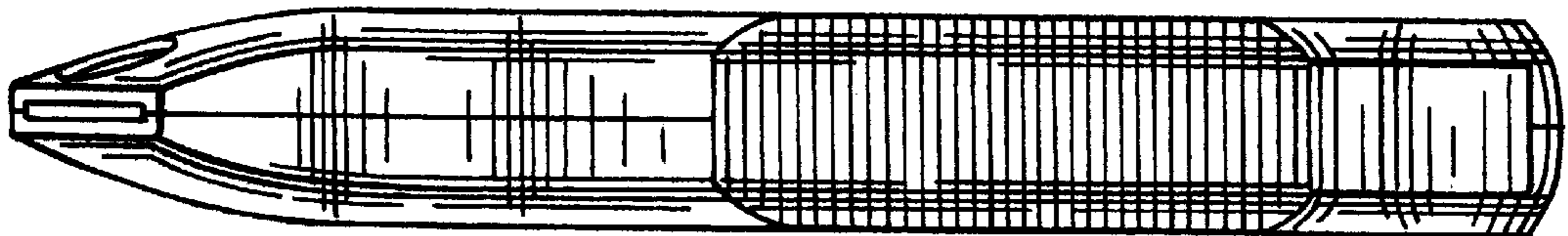


FIG. 3.

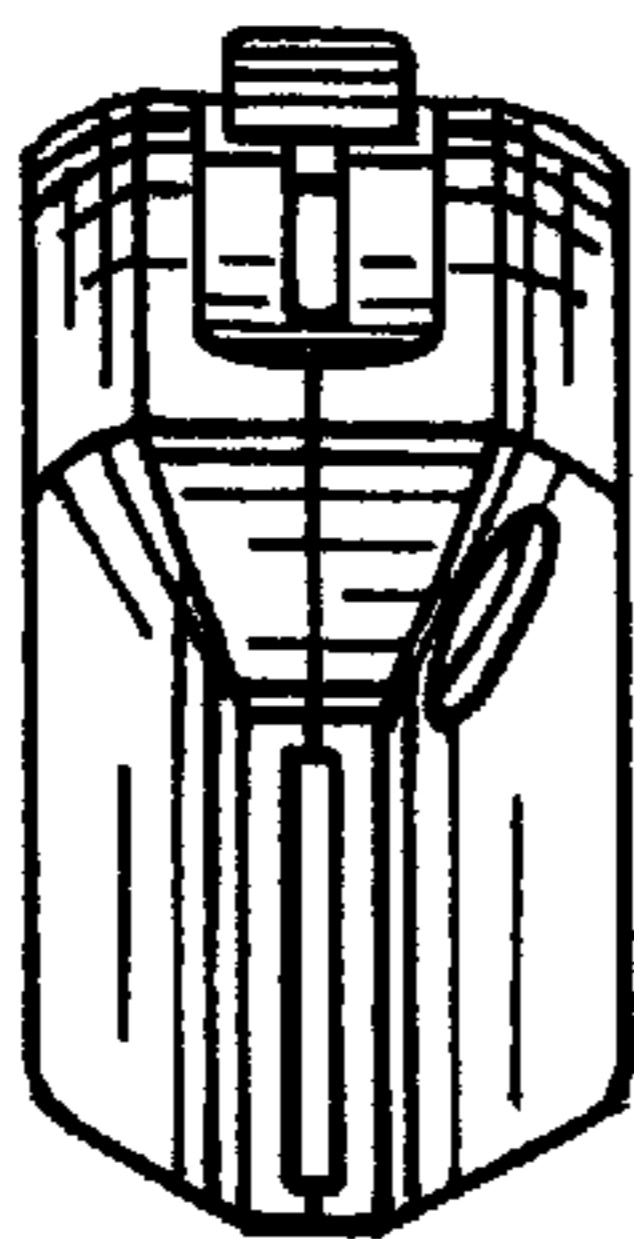


FIG. 4.




FIG. 5.

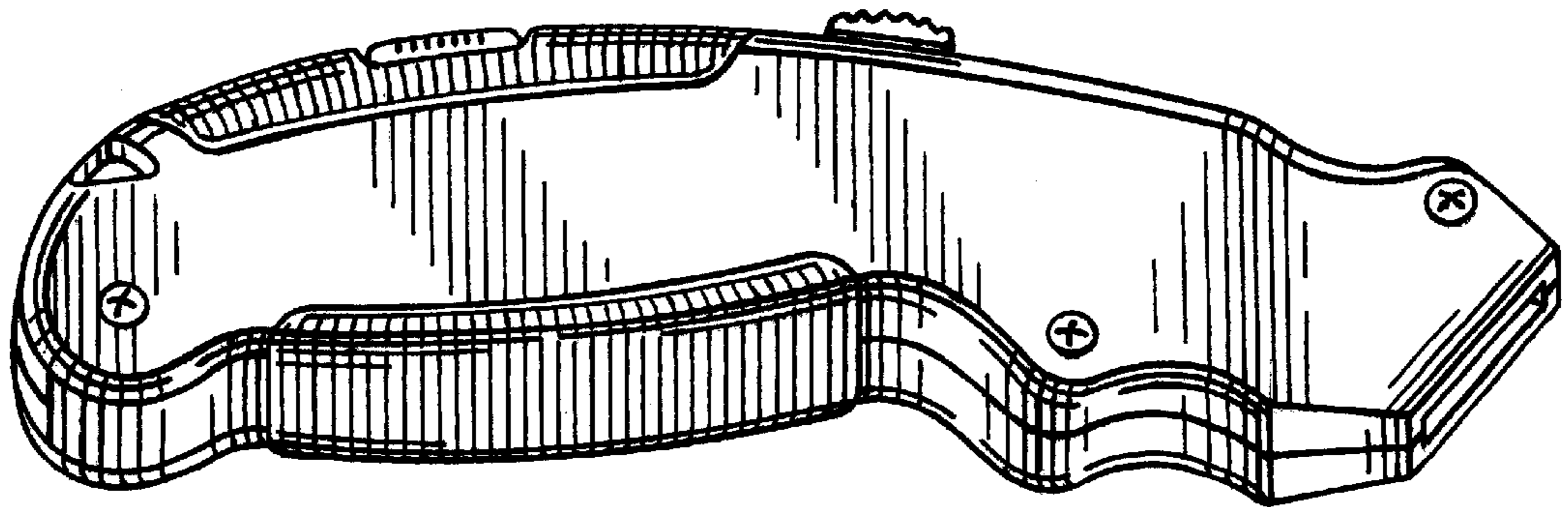


FIG. 6.

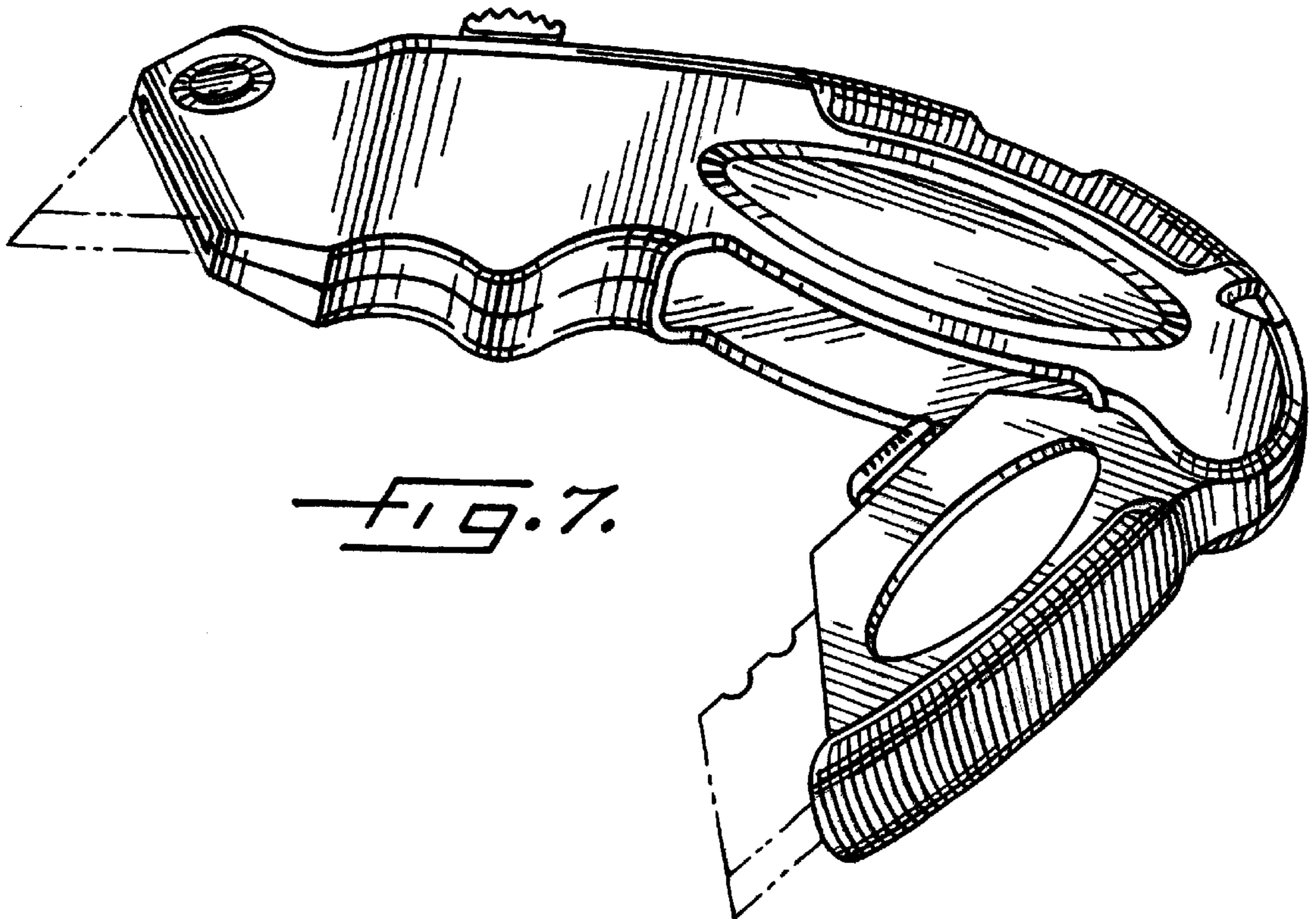


FIG. 7.