



US00D478788S

(12) **United States Design Patent**
Moore et al.

(10) **Patent No.:** **US D478,788 S**

(45) **Date of Patent:** **** Aug. 26, 2003**

(54) **SPOON**

(76) Inventors: **Nancy Moore**, 13526 Jonquil Pl., West Palm Beach, FL (US) 33414; **Dan Waine**, 1442 SW. Glastonberry Ave., Port Saint Lucie, FL (US) 34953

(**) Term: **14 Years**

(21) Appl. No.: **29/172,544**

(22) Filed: **Dec. 13, 2002**

(51) **LOC (7) Cl.** **07-03**

(52) **U.S. Cl.** **D7/653**

(58) **Field of Search** D7/642, 645, 653,
D7/662-664, 401.2, 691; 30/147-150, 322-328;
D10/46.2, 46.3

(56) **References Cited**

U.S. PATENT DOCUMENTS

D173,786 S * 1/1955 Bordelon D7/653
D174,917 S * 6/1955 Neale D7/653

D176,160 S * 11/1955 Seibert, Jr. D7/653
D181,796 S * 12/1957 Jones D7/662
D184,317 S * 1/1959 McArthur D7/643
D204,075 S * 3/1966 Laughlin D7/663

* cited by examiner

Primary Examiner—Caron D. Veynar
(74) *Attorney, Agent, or Firm*—McHale & Slavin, P.A.

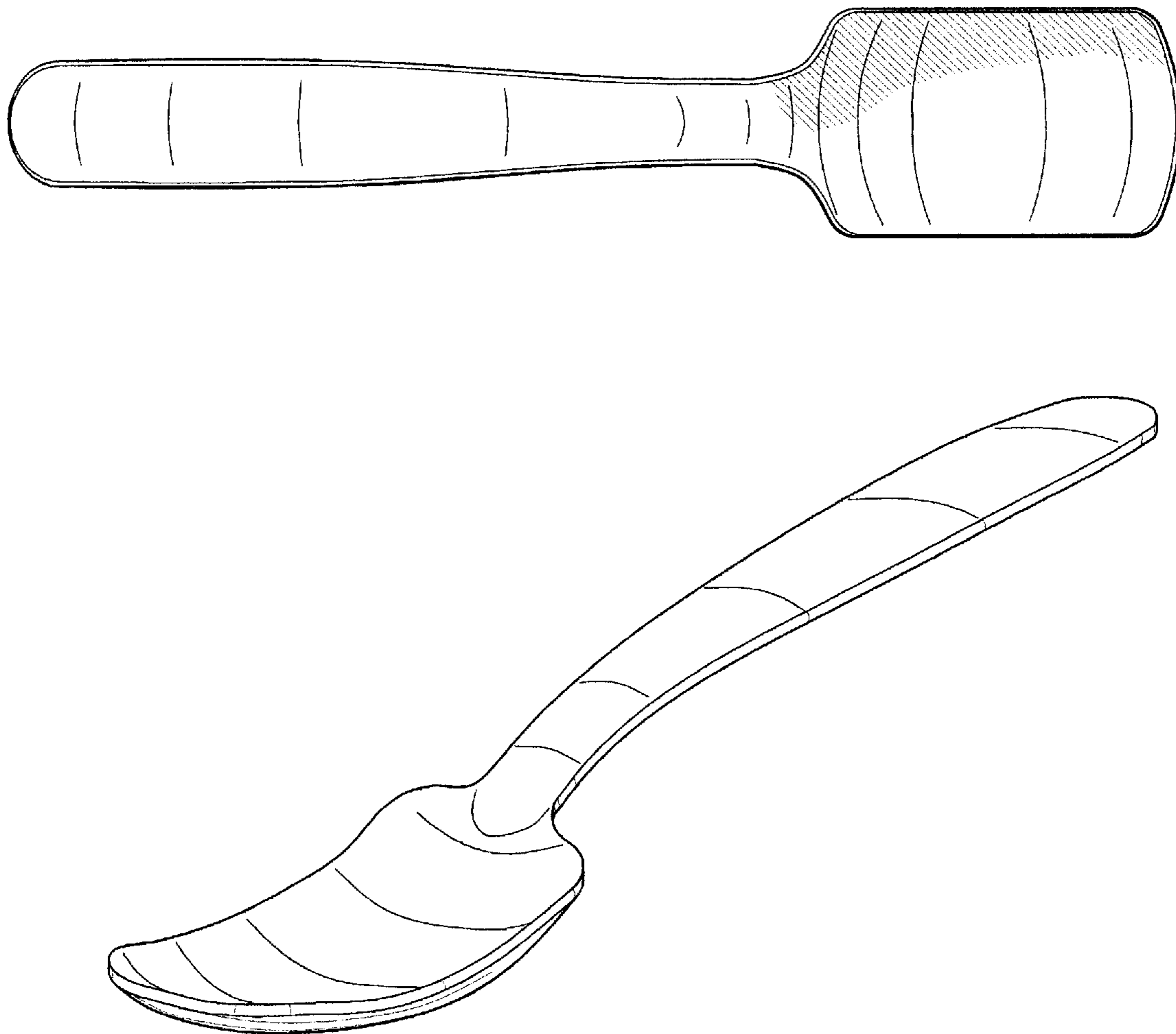
(57) **CLAIM**

The ornamental design for a spoon, as shown and described.

DESCRIPTION

FIG. 1 is a front elevational view of the spoon of the invention;
FIG. 2 is a rear elevational view of the spoon of FIG. 1;
FIG. 3 is a left side view of the spoon of FIG. 1, the opposite side is a mirror image thereof;
FIG. 4 is a bottom end view of the spoon of FIG. 1;
FIG. 5 is a top end view of the spoon of FIG. 1; and,
FIG. 6 is a perspective view of the spoon of FIG. 1.

1 Claim, 2 Drawing Sheets



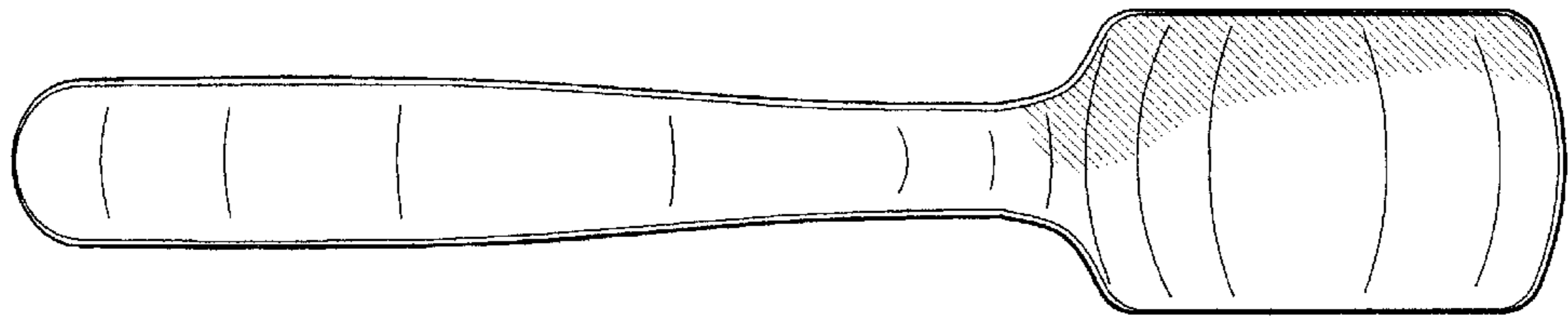


FIG. 1

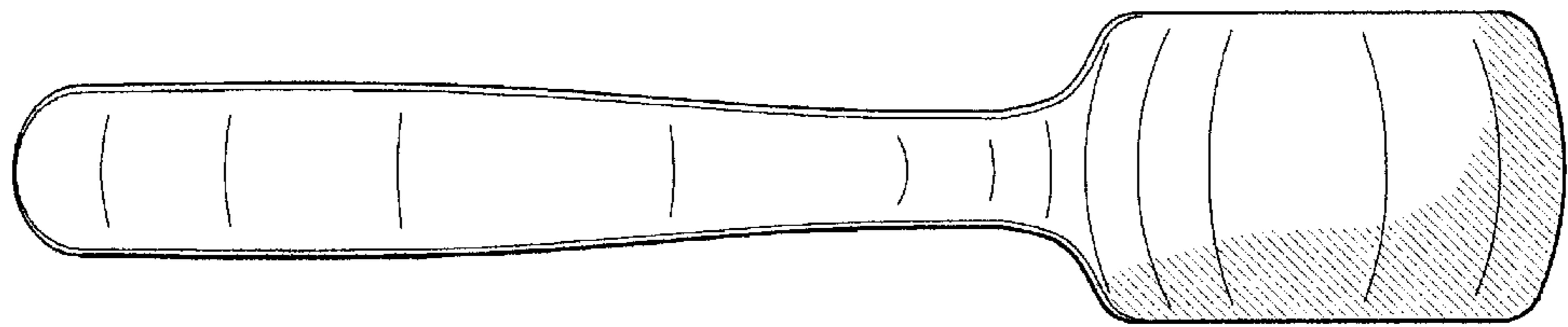


FIG. 2




FIG. 3




FIG. 4

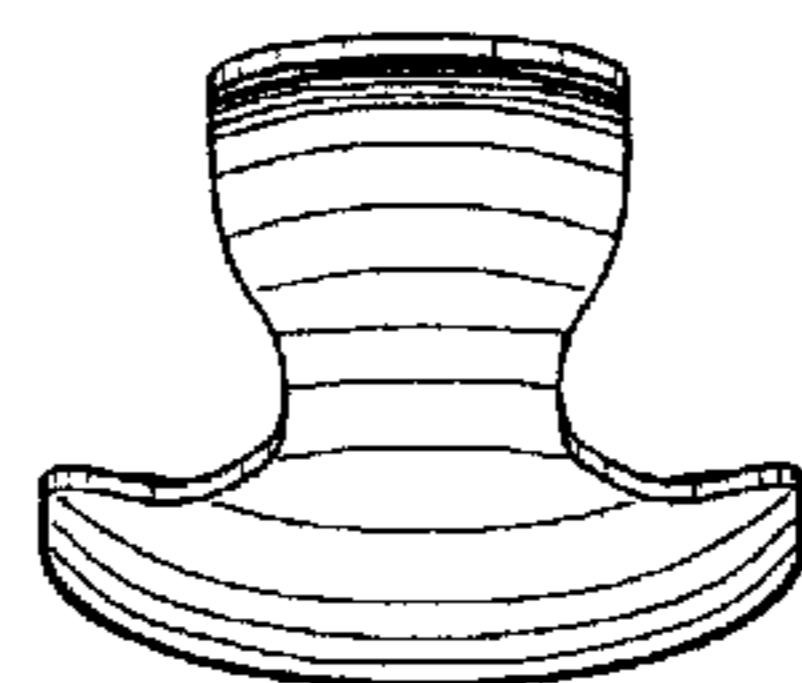


FIG. 5

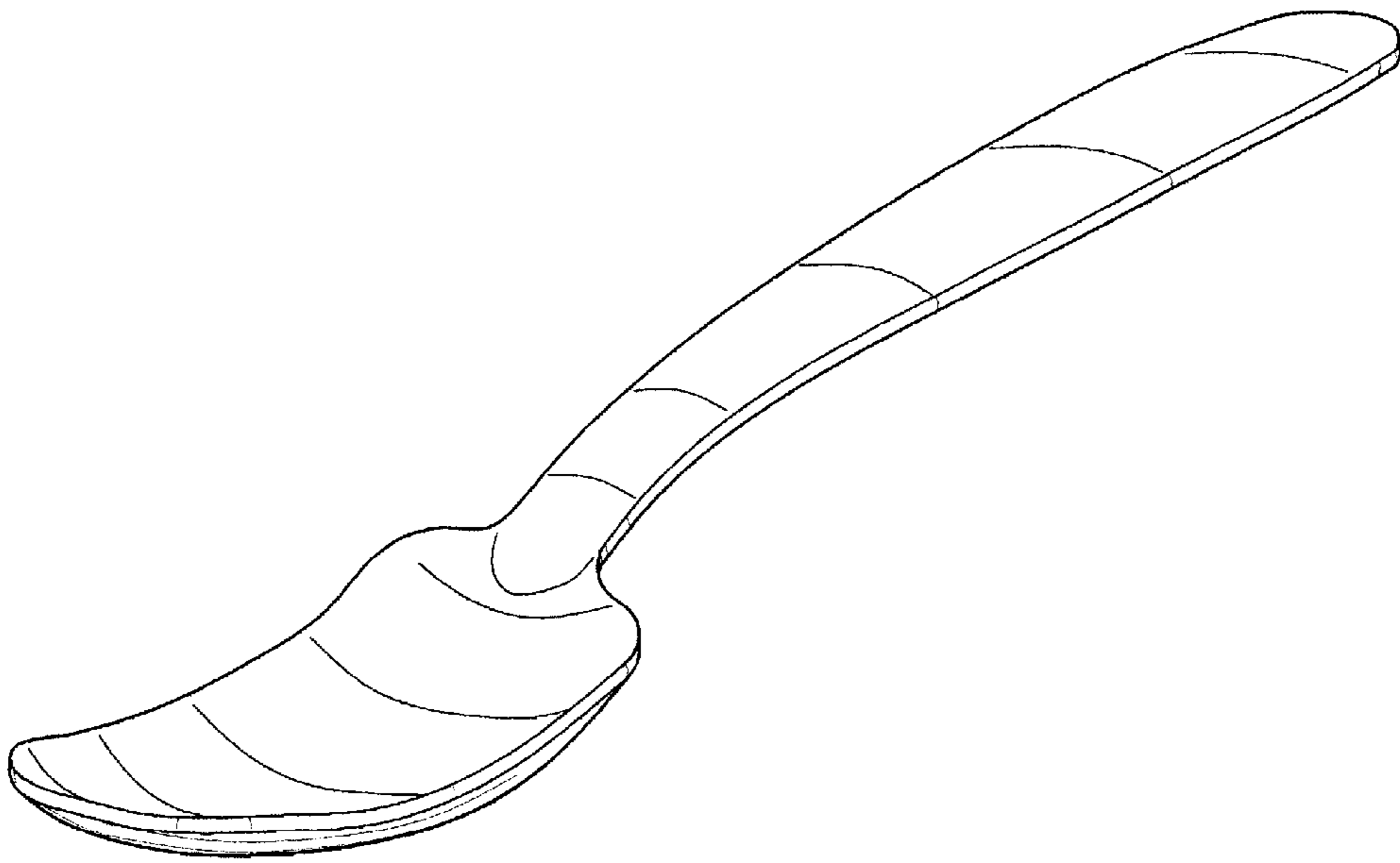


FIG. 6