



US00D478787S

(12) **United States Design Patent**  
**Logiudice et al.**

(10) **Patent No.:** **US D478,787 S**

(45) **Date of Patent:** **\*\* Aug. 26, 2003**

(54) **CUTLERY BLOCK**

(75) Inventors: **Paul Angelo Logiudice**, Toledo, OH  
(US); **Brian Demers**, Rossford, OH  
(US)

(73) Assignee: **Calphalon Corporation**, Freeport, IL  
(US)

(\*\*) Term: **14 Years**

(21) Appl. No.: **29/165,938**

(22) Filed: **Aug. 21, 2002**

D380,940 S	7/1997	Conner
D382,773 S	8/1997	Cohen et al.
D382,774 S	8/1997	Cohen et al.
5,655,672 A	8/1997	Stuchlik, III
D396,386 S	7/1998	Conner
5,775,518 A	7/1998	Connor
5,850,784 A	12/1998	Conner
D421,879 S	* 3/2000	Miller et al. .... D7/637
D422,850 S	4/2000	Ancona et al.
6,058,609 A	5/2000	Yen et al.
D426,139 S	6/2000	Christoffel et al.
6,079,108 A	6/2000	Lin
6,082,559 A	7/2000	Levsen
D440,124 S	4/2001	Weng
6,371,312 B1	4/2002	Tsuchida

**Related U.S. Application Data**

(63) Continuation of application No. 10/158,197, filed on May 31, 2002.

(51) **LOC (7) Cl.** ..... **07-06**

(52) **U.S. Cl.** ..... **D7/637**

(58) **Field of Search** ..... D7/637-641; D19/65,  
D19/75, 81-85; 211/13.1, 60.1, 70.6, 70.7;  
248/373.3, 37.6, 176.1; 30/298.4

(56) **References Cited**

**U.S. PATENT DOCUMENTS**

2,495,866 A	1/1950	Perry et al.
3,980,608 A	9/1976	Faltersack
D247,735 S	4/1978	Gangelhoff et al.
D267,142 S	12/1982	Pollard
D271,171 S	11/1983	Kinkade
4,423,552 A	1/1984	Bourgein et al.
4,509,651 A	4/1985	Prindle
4,537,315 A	8/1985	Griffin
D280,587 S	9/1985	Carlson
4,561,548 A	12/1985	Call
4,601,400 A	7/1986	Buchanan et al.
4,866,845 A	9/1989	McEvily
4,970,006 A	11/1990	Martinez
5,245,756 A	9/1993	Howell et al.
5,361,915 A	11/1994	Cohen et al.

**OTHER PUBLICATIONS**

Photograph of a knife block sold by *Chicago Cutlery*.

\* cited by examiner

*Primary Examiner*—Terry A. Wallace

(74) *Attorney, Agent, or Firm*—Foley & Lardner

(57) **CLAIM**

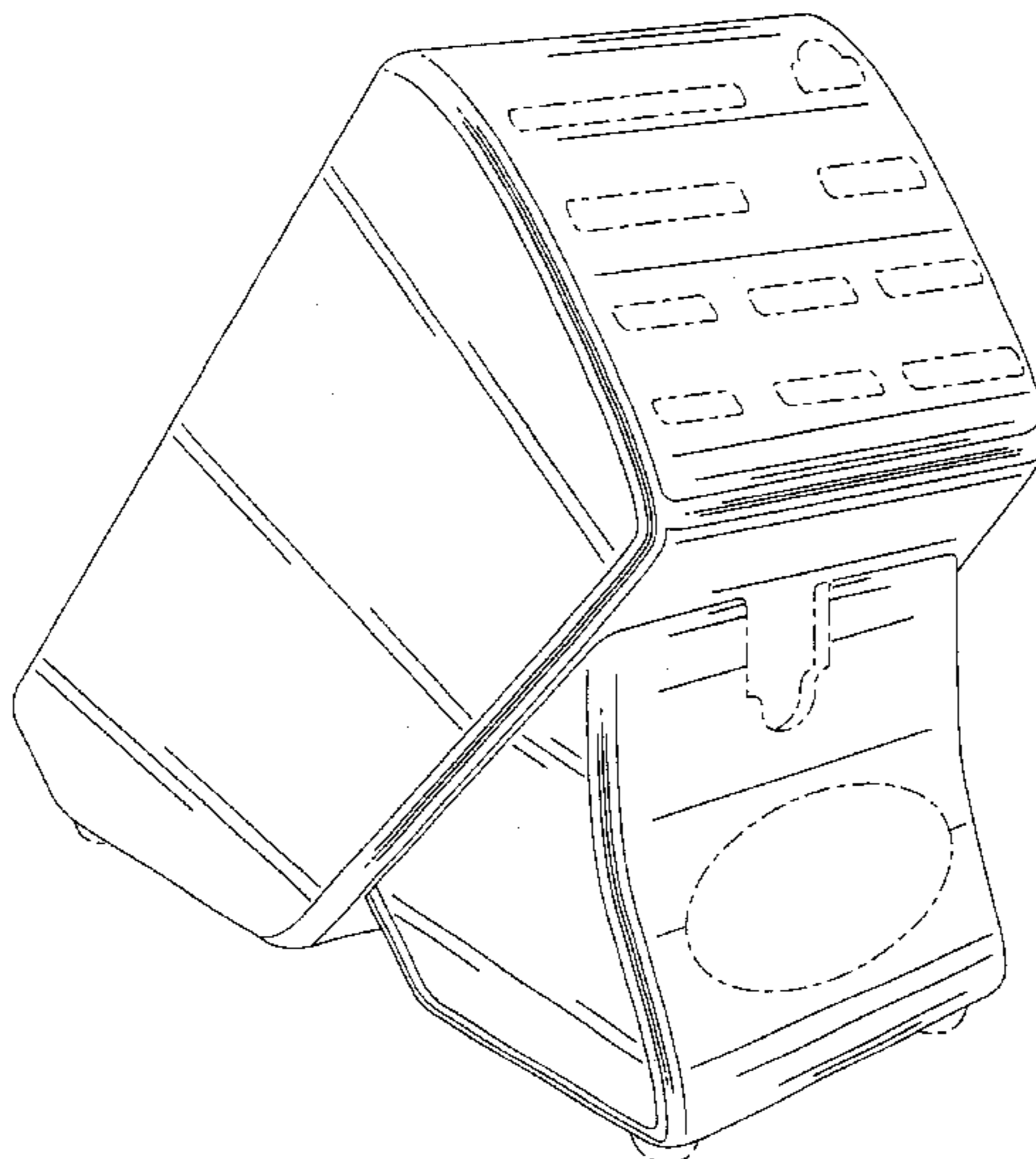
The ornamental design for the cutlery block, as shown and described.

**DESCRIPTION**

FIG. 1 is a perspective front, right side and top view of a cutlery block showing our new design; FIG. 2 is a front elevation view thereof; FIG. 3 is a rear elevation view thereof; and FIG. 4 is right-side elevation view thereof; FIG. 5 is a top plan view thereof; and, FIG. 6 is a bottom plan view thereof.

The ornamental design which is claimed is shown in solid lines in the drawings. The broken lines in the drawings are for illustrative purposes only and form no part of the claimed design.

**1 Claim, 6 Drawing Sheets**



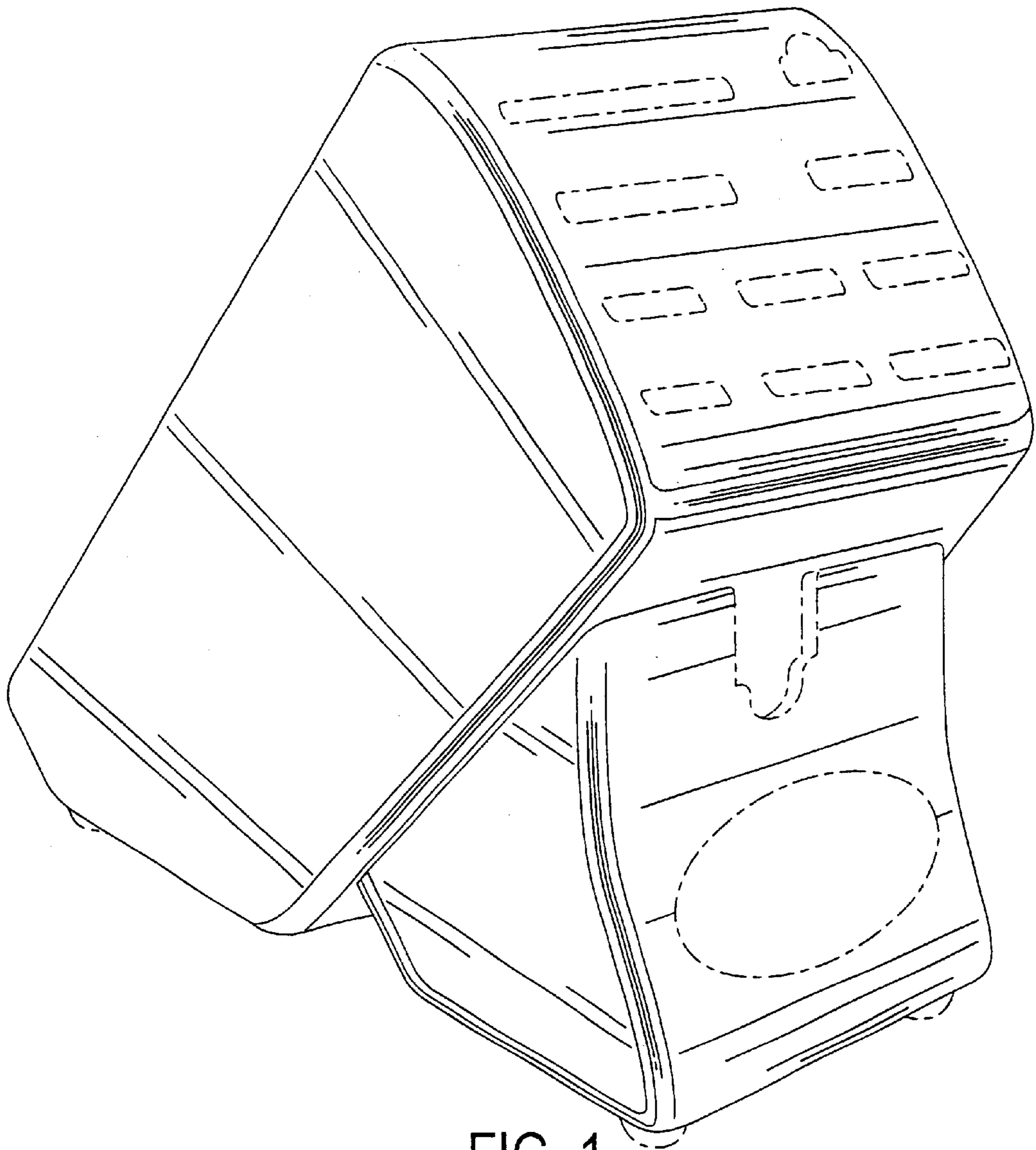


FIG. 1

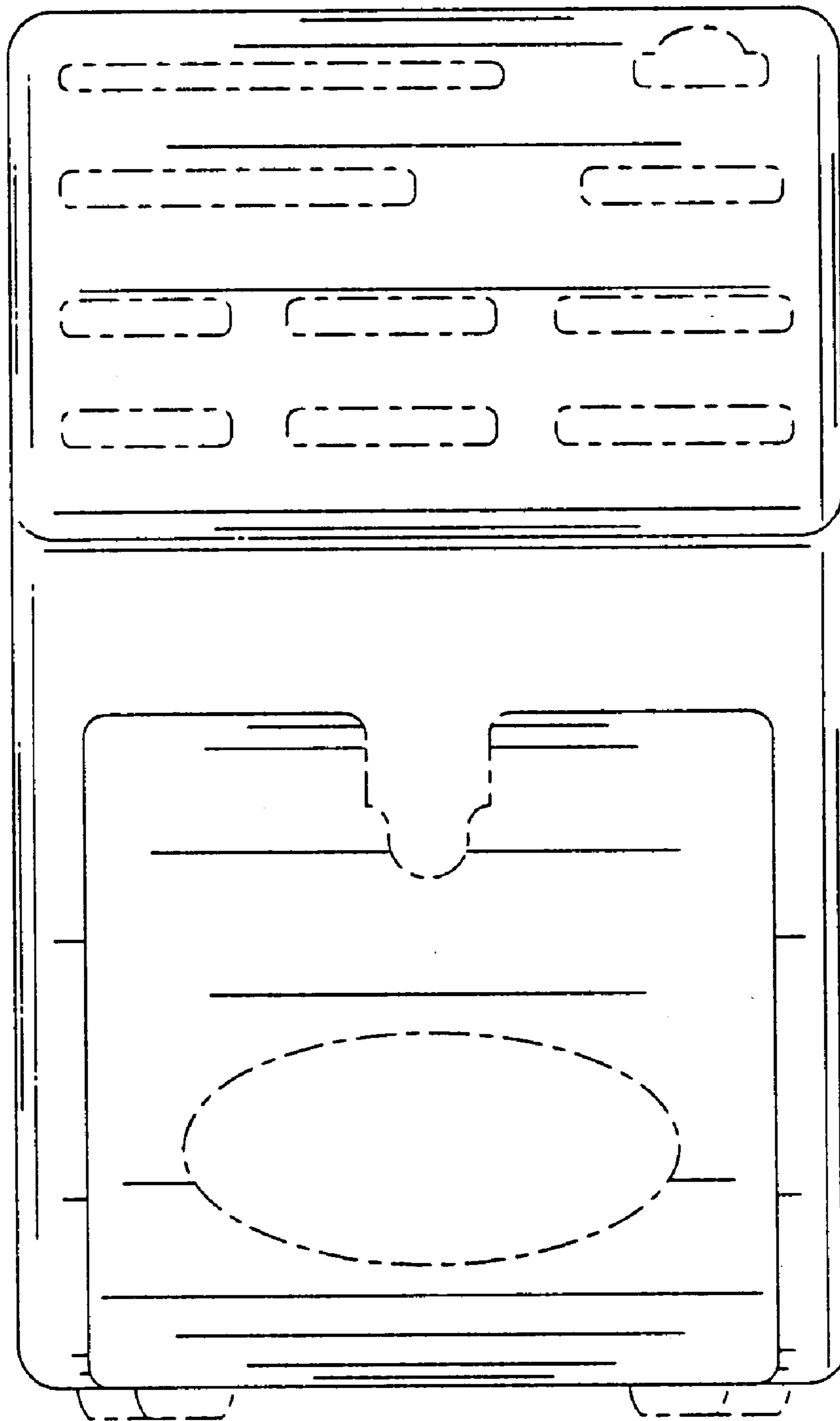


FIG. 2




FIG. 3

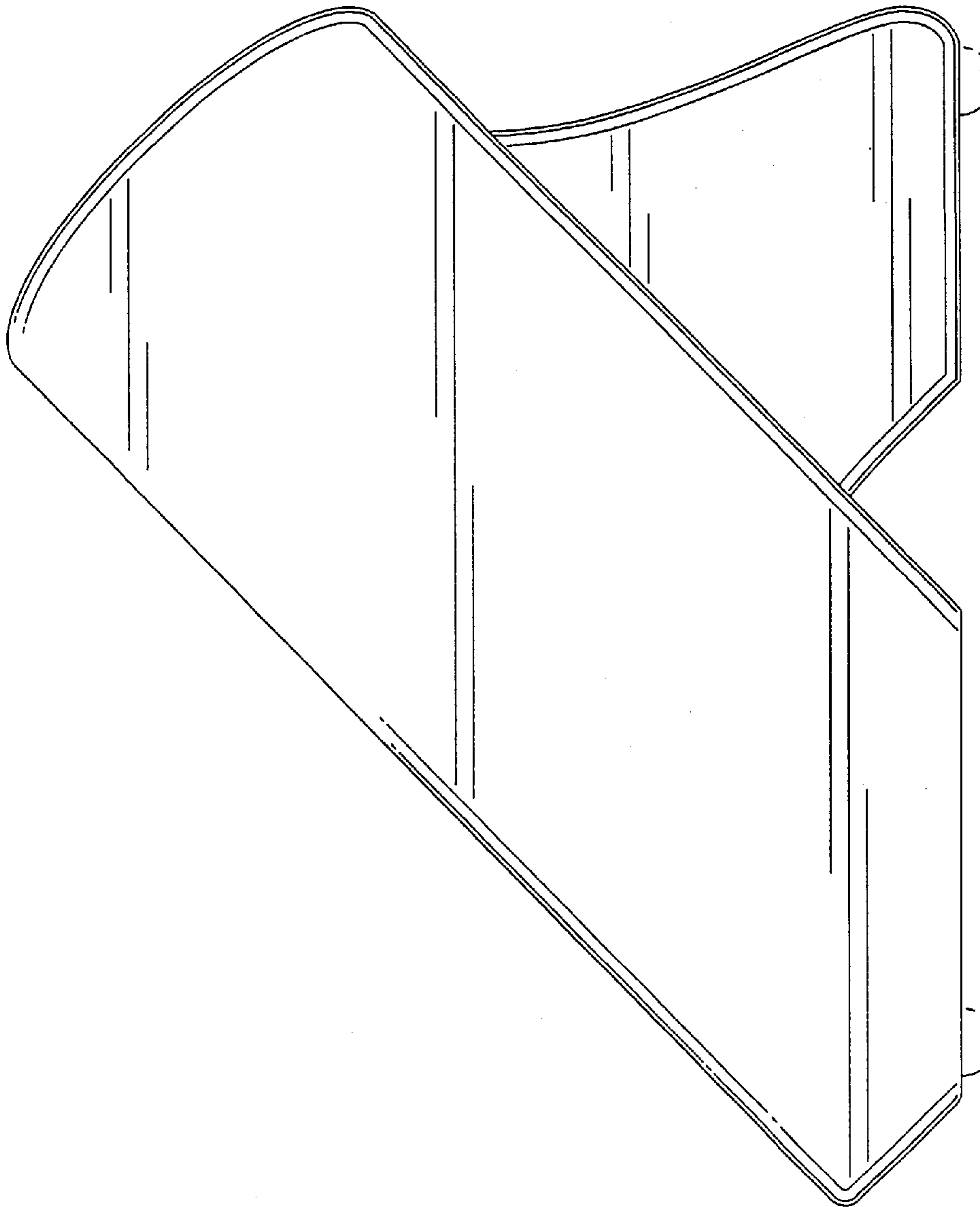


FIG. 4




FIG. 5




FIG. 6