



US00D478783S

(12) **United States Design Patent**
Zeilinger

(10) **Patent No.:** **US D478,783 S**

(45) **Date of Patent:** **** Aug. 26, 2003**

(54) **CUP HOLDER**

(75) Inventor: **Todd A. Zeilinger**, Chicago, IL (US)

(73) Assignee: **Thermos L.L.C.**, Schaumburg, IL (US)

(**) Term: **14 Years**

(21) Appl. No.: **29/158,291**

(22) Filed: **Apr. 2, 2002**

Related U.S. Application Data

(63) Continuation-in-part of application No. 29/137,232, filed on Feb. 15, 2001, now Pat. No. Des. 455,612.

(51) **LOC (7) Cl.** **07-06**

(52) **U.S. Cl.** **D7/619**

(58) **Field of Search** D7/605-608, 619,
D7/624, 509, 523; 62/457.1-457.5; 215/395,
396; 220/737, 739, 592.16, 592.17, 592.2,
592.24-592.27, 902, 903

(56) **References Cited**

U.S. PATENT DOCUMENTS

2,863,585 A * 12/1958 Meshberg 220/592.17

D257,314 S * 10/1980 Robison et al. D7/608
4,344,303 A * 8/1982 Kelly, Jr. 215/395
5,253,780 A * 10/1993 Adado 220/737
D345,676 S * 4/1994 Biffle D7/619
D375,870 S * 11/1996 Stonehouse D7/523
5,975,341 A * 11/1999 Schaeppi 220/737

* cited by examiner

Primary Examiner—Terry A. Wallace

(74) *Attorney, Agent, or Firm*—Wood, Phillips, Katz, Clark & Mortimer

(57) **CLAIM**

The ornamental design of a cup holder, as shown and described.

DESCRIPTION

FIG. 1 is an elevation of my cup holder design as seen from the front or the rear side thereof;
FIG. 2 is an elevation of my cup holder design as seen from either side thereof;
FIG. 3 is a top view of my cup holder design;
FIG. 4 is a bottom view of my cup holder design; and,
FIG. 5 is a vertical section of my cup holder design taken approximately along the line 5—5 in FIG. 3.

1 Claim, 2 Drawing Sheets




Fig. 1

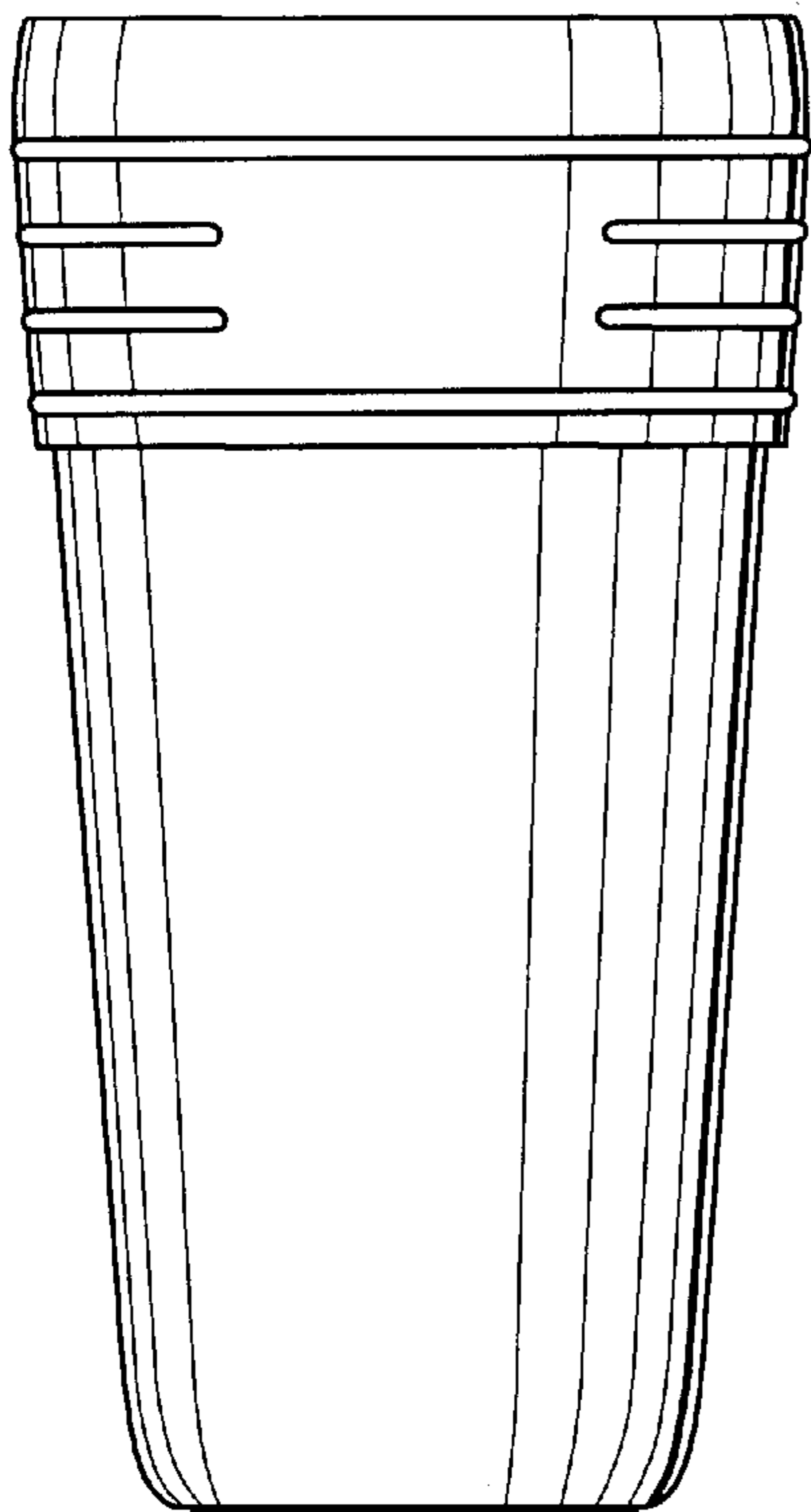


Fig. 2




Fig. 3

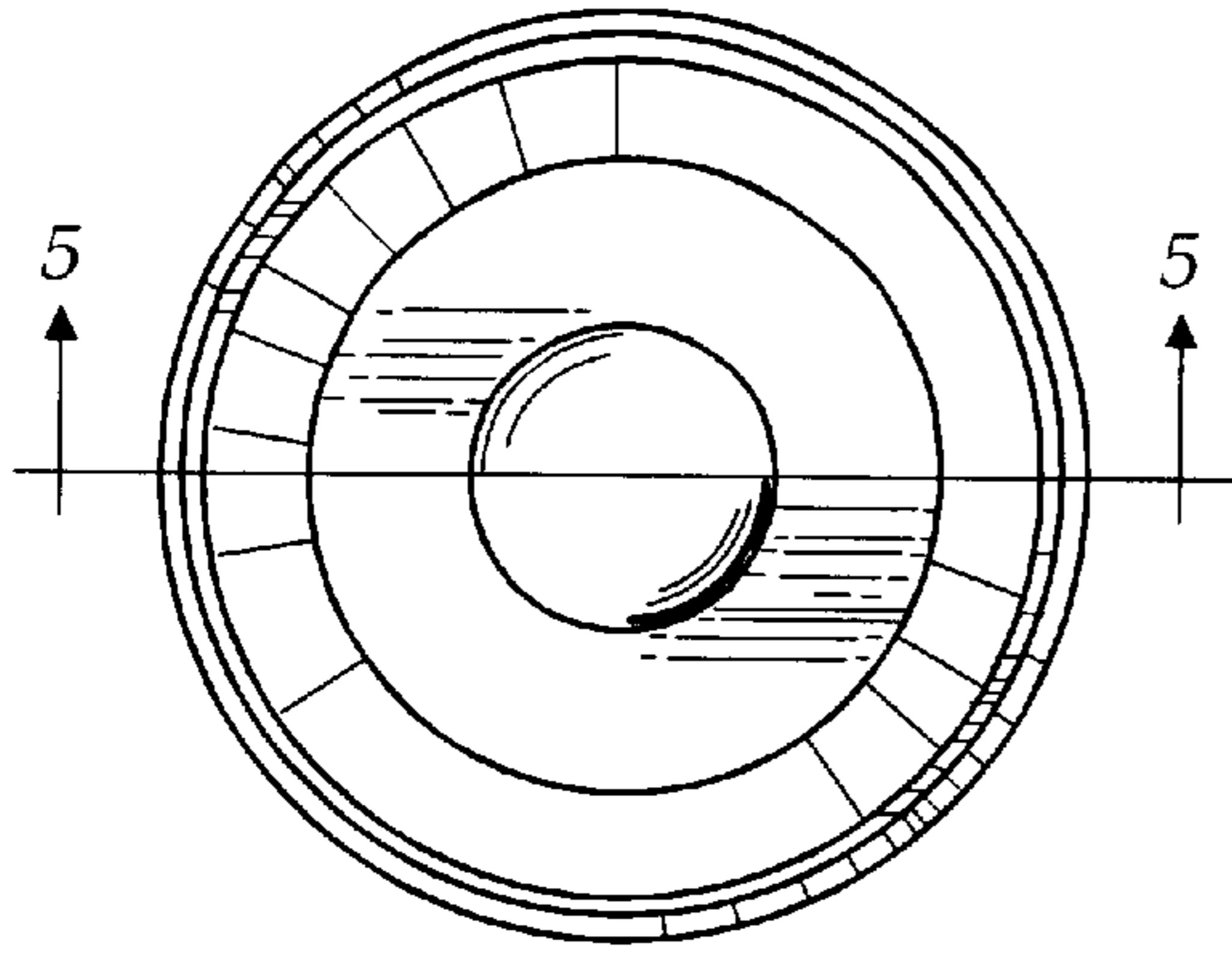


Fig. 5

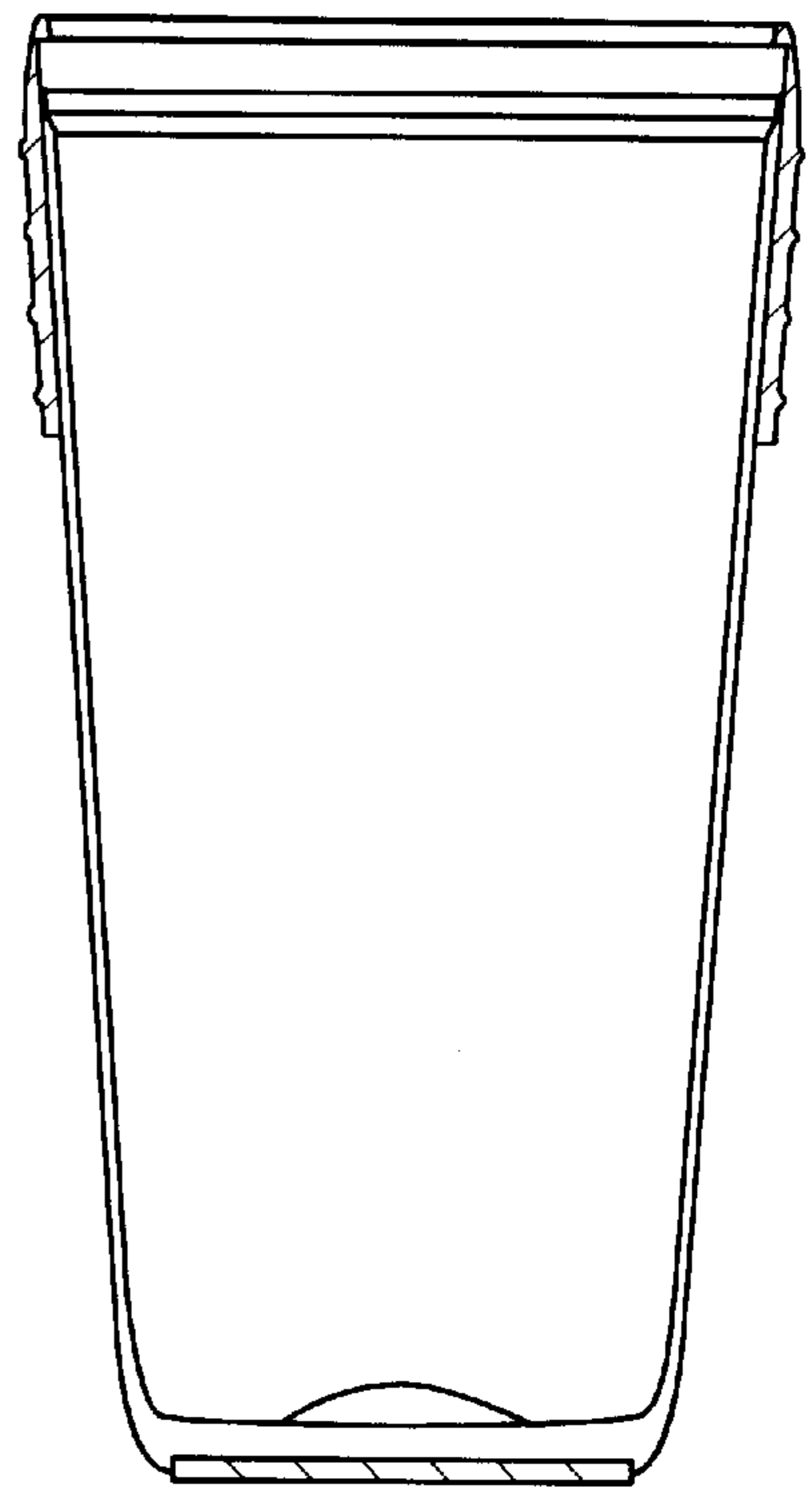


Fig. 4

