



US00D478779S

(12) **United States Design Patent**
Stamper, III et al.

(10) **Patent No.:** **US D478,779 S**

(45) **Date of Patent:** **** Aug. 26, 2003**

(54) **CUP WITH LID**

(75) **Inventors:** **George William Stamper, III,**
Richmond, VA (US); **Mark Romandy,**
Midlothian, VA (US)

(73) **Assignee:** **Hamilton Beach/Proctor-Silex, Inc.,**
Glen Allen, VA (US)

(**) **Term:** **14 Years**

(21) **Appl. No.:** **29/174,670**

(22) **Filed:** **Jan. 22, 2003**

(51) **LOC (7) Cl.** **07-01**

(52) **U.S. Cl.** **D7/510; D7/511**

(58) **Field of Search** D7/509, 510, 900,
D7/511, 523, 533, 507, 392, 392.1; 220/705,
713, 714, 717, 703; D9/449; 222/129; 215/388,
902

(56) **References Cited**

U.S. PATENT DOCUMENTS

923,895 A	6/1909	Ryburg et al.	
2,796,191 A	6/1957	Belanger	
2,961,133 A	11/1960	Ankney	
3,100,589 A	8/1963	Love, Jr.	
3,704,864 A	12/1972	Lee	
4,083,467 A	4/1978	Mullins et al.	
5,036,993 A	8/1991	Ramsey	
5,082,134 A	1/1992	Ramsey	
D327,393 S	* 6/1992	Green et al.	D7/511
D364,316 S	11/1995	Humphrey et al.	
D382,174 S	8/1997	Grimm	
D396,381 S	7/1998	Chung	
D406,011 S	2/1999	Hatsumoto et al.	
D411,713 S	6/1999	Bridges	
D417,589 S	* 12/1999	Parker	D7/510
D421,547 S	* 3/2000	Demers	D7/510
D424,875 S	5/2000	Husted	
D427,852 S	* 7/2000	Tal et al.	D7/510

D428,306 S	7/2000	Lee	
D428,769 S	* 8/2000	Mensch et al.	D7/533
D429,959 S	* 8/2000	Otake	D7/510
D433,599 S	* 11/2000	Kristiansen et al.	D7/523
D438,429 S	3/2001	Otake	
D442,029 S	* 5/2001	Otake	D7/510
D442,435 S	* 5/2001	Takagi	D7/510
D455,609 S	4/2002	Mandel et al.	
D457,035 S	* 5/2002	Hurlbut	D7/510
D457,395 S	5/2002	Gluck	
D460,359 S	7/2002	Olsen	
D466,371 S	* 12/2002	Parker	D7/510
D467,124 S	* 12/2002	Janky	D7/533

OTHER PUBLICATIONS

JARS, Picture of various jars and lids.
Personal Blender, 2002 Tribest Corporation Website, Aug. 13, 2002.

* cited by examiner

Primary Examiner—M. N. Pandozzi

(74) *Attorney, Agent, or Firm*—Akin Gump Strauss Hauer & Feld, L.L.P.

(57) **CLAIM**

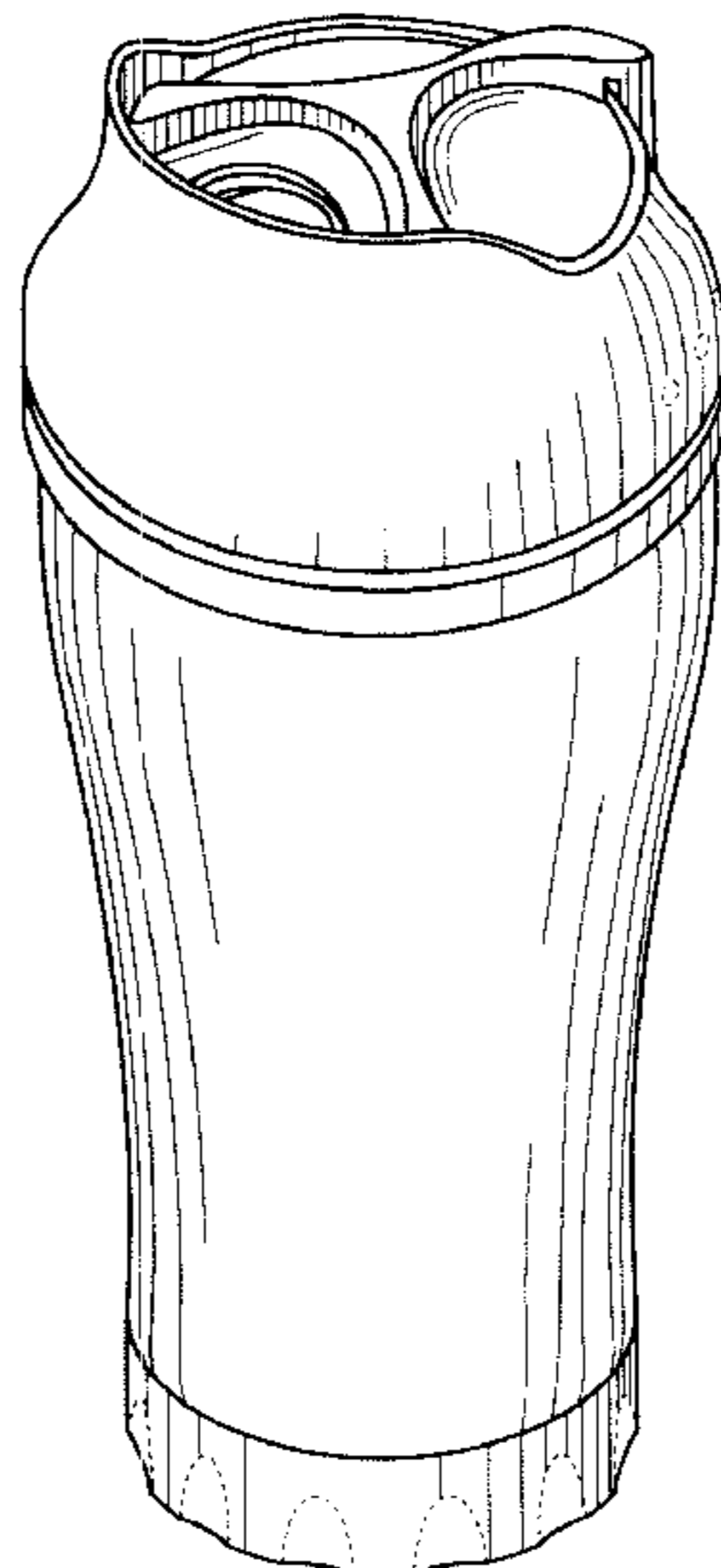
The original design for a cup with lid, as shown and described.

DESCRIPTION

FIG. 1 is a top perspective view of a cup with lid in accordance with the new design;
FIG. 2 is a front elevational view thereof;
FIG. 3 is a left-side elevational view thereof;
FIG. 4 is a rear elevational view thereof;
FIG. 5 is a right-side elevational view thereof;
FIG. 6 is a top plan view thereof; and,
FIG. 7 is a bottom plan view thereof.

The broken lines in the drawings are for illustrative purposes only and form no part of the claimed design.

1 Claim, 4 Drawing Sheets



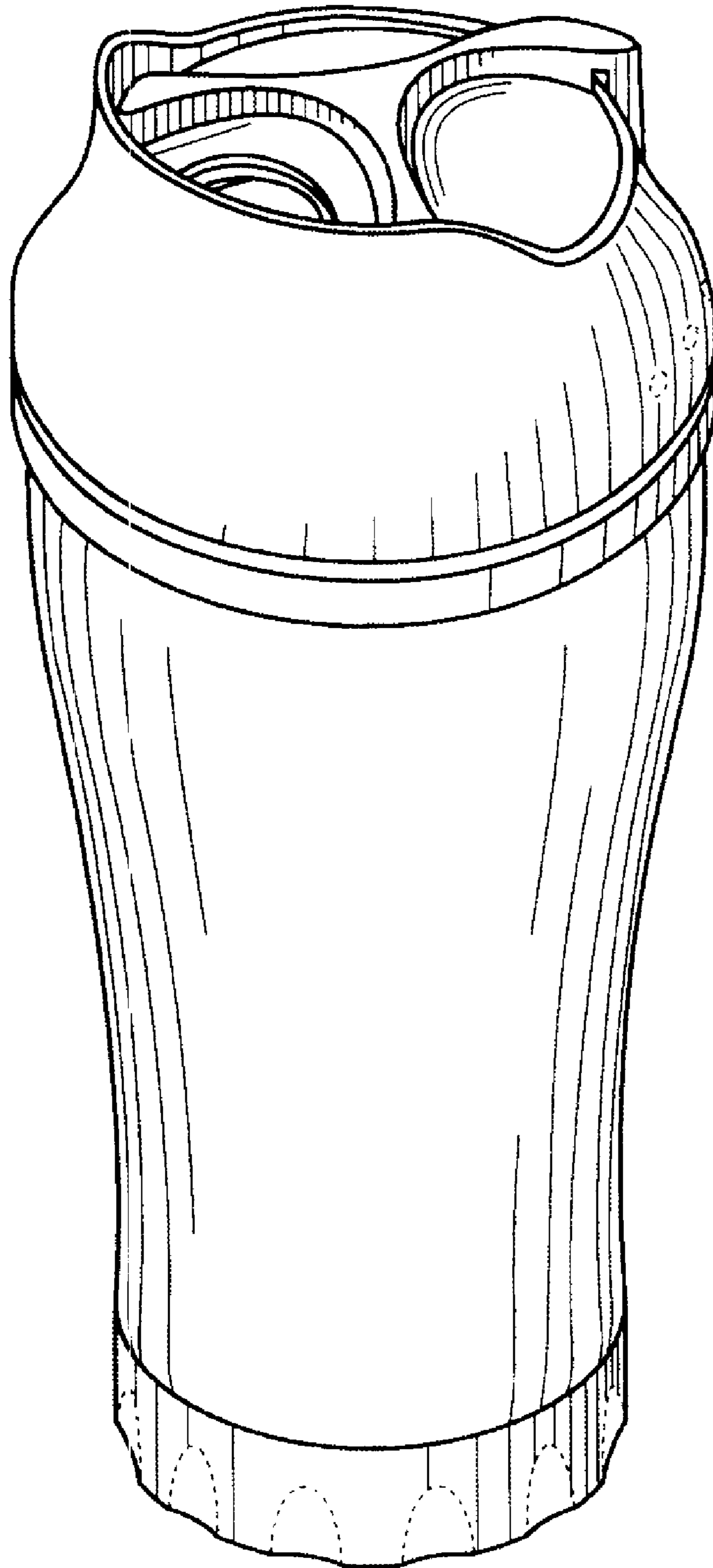


FIG. 1

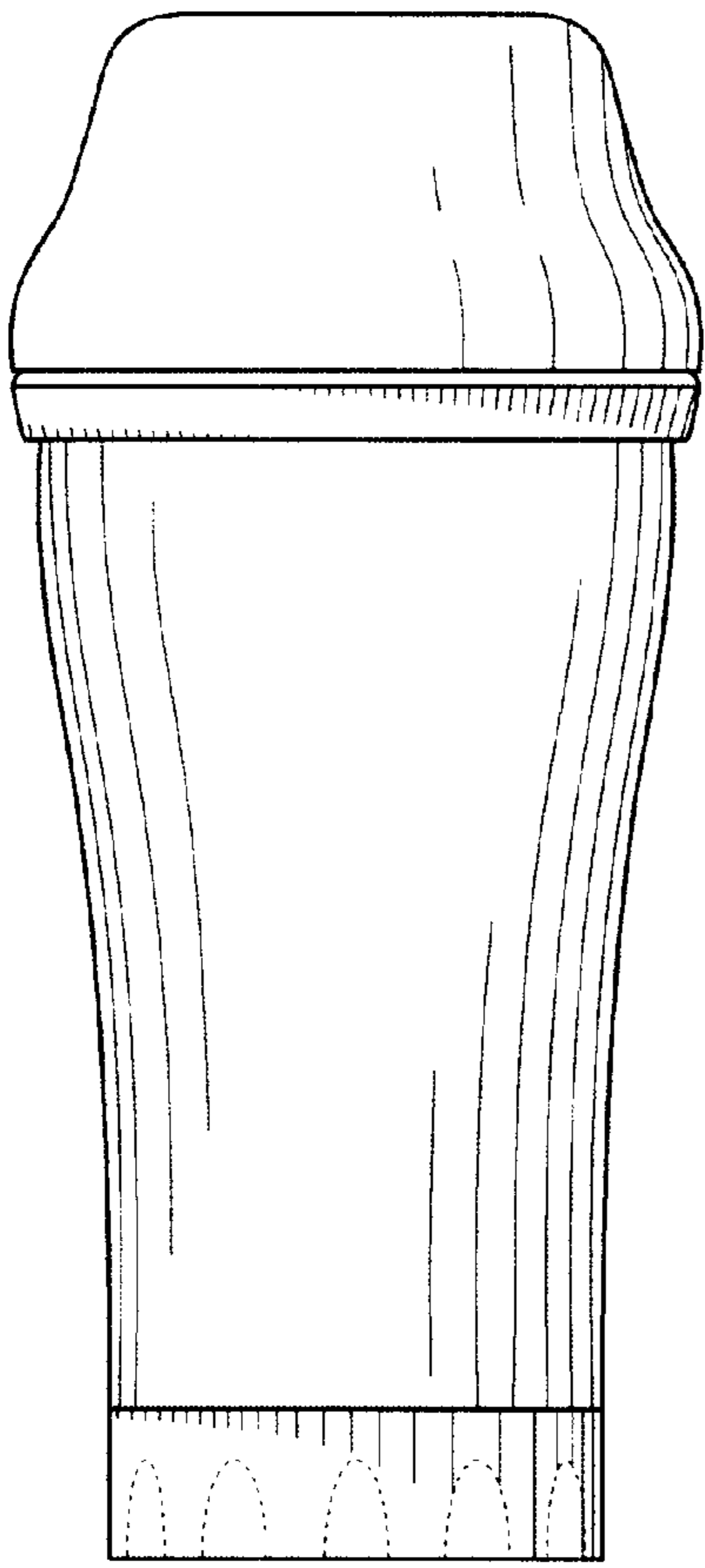


FIG. 2

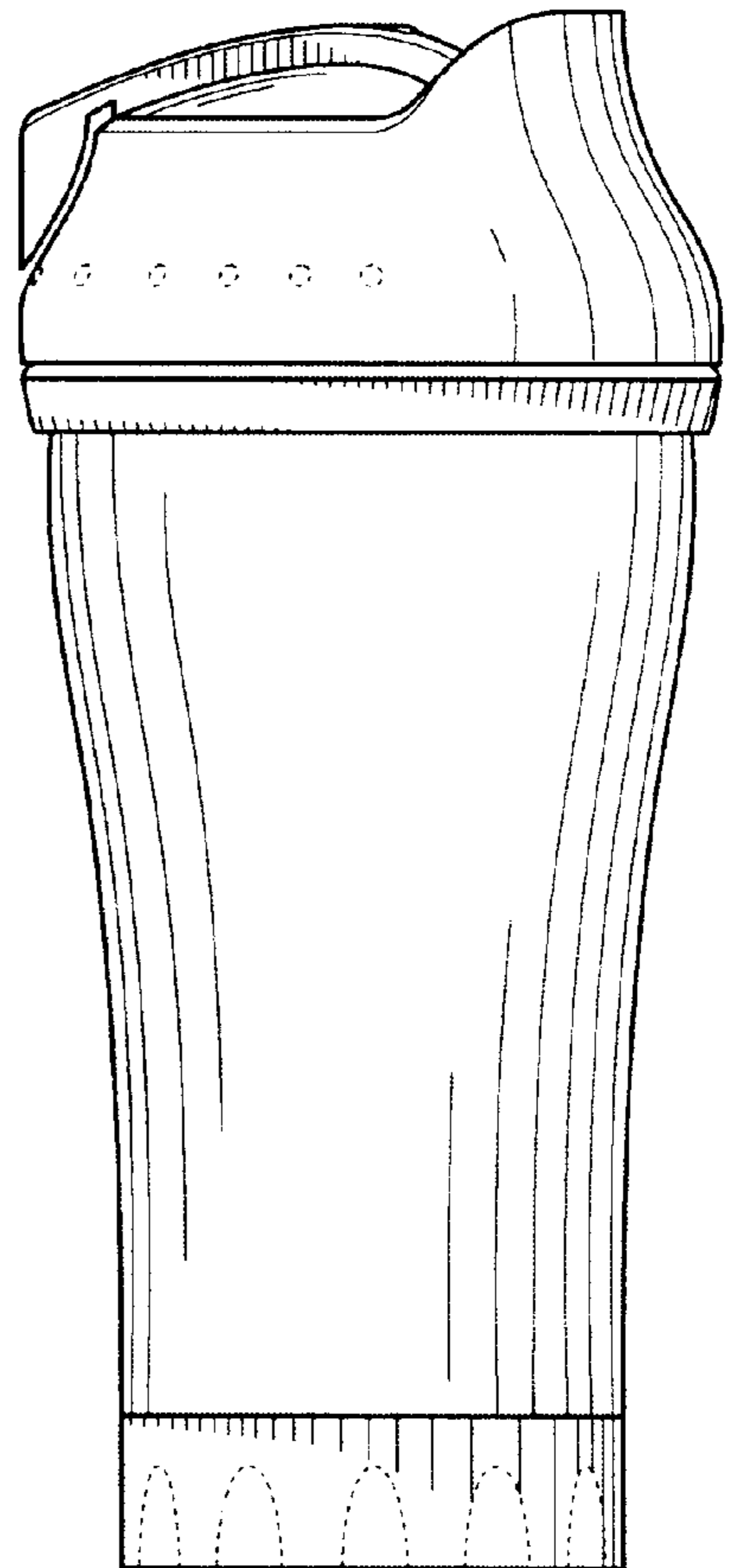


FIG. 3

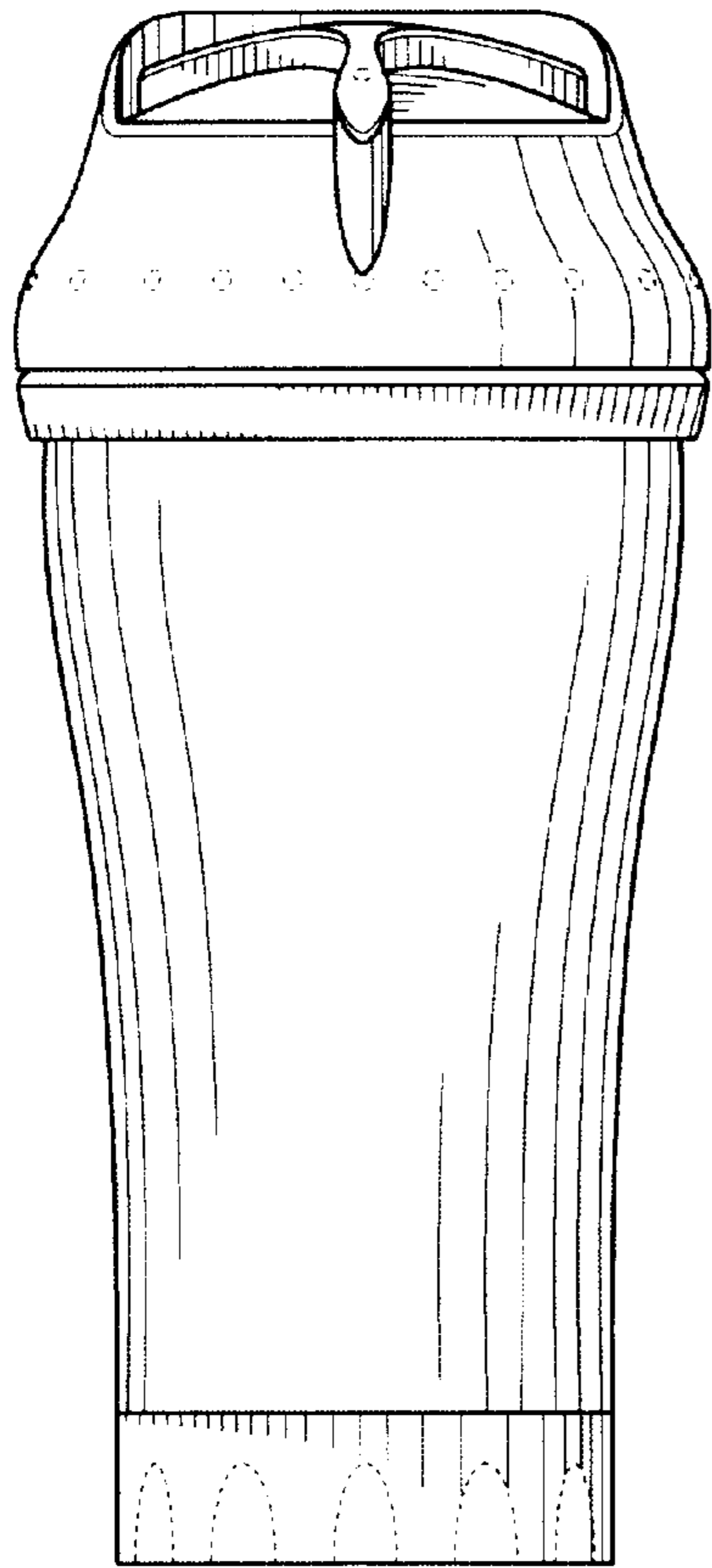


FIG. 4

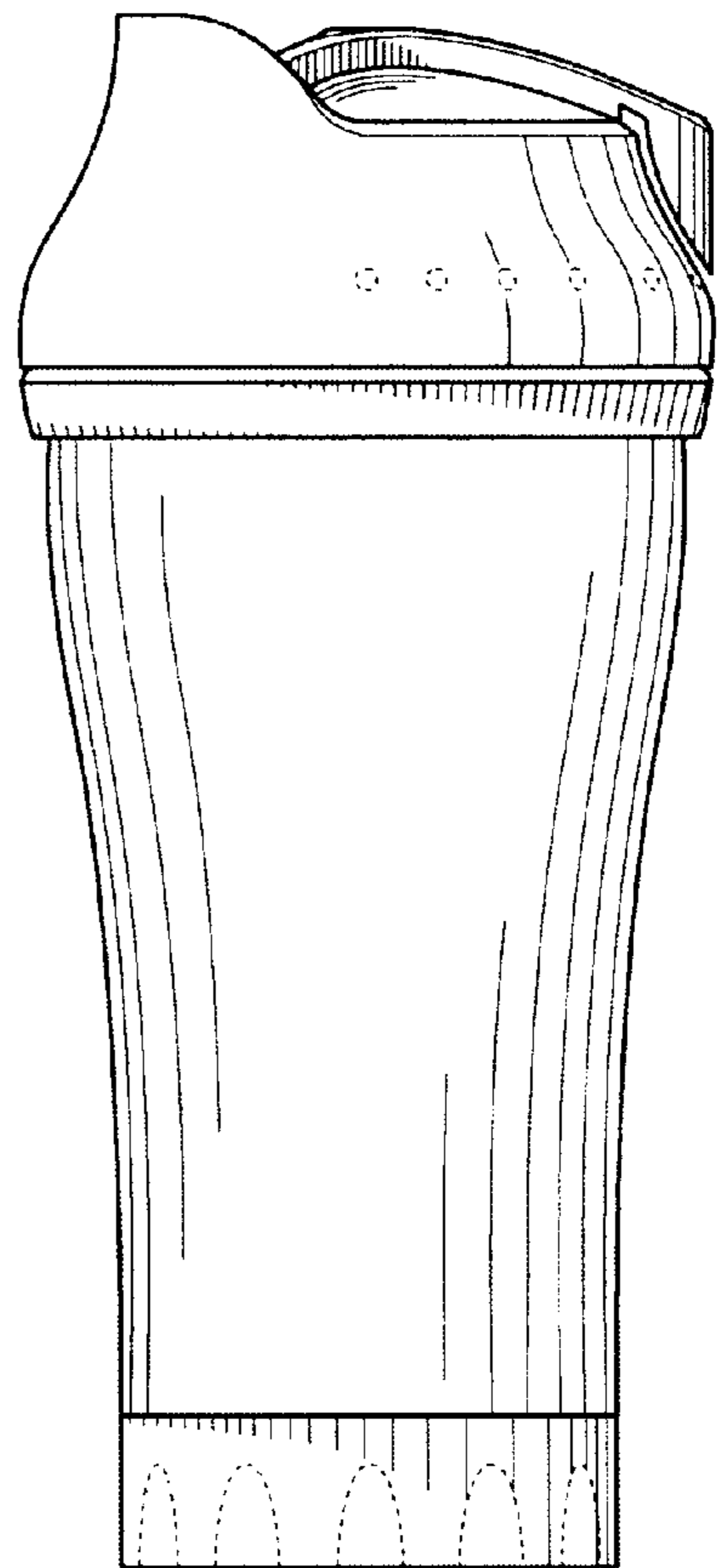


FIG. 5

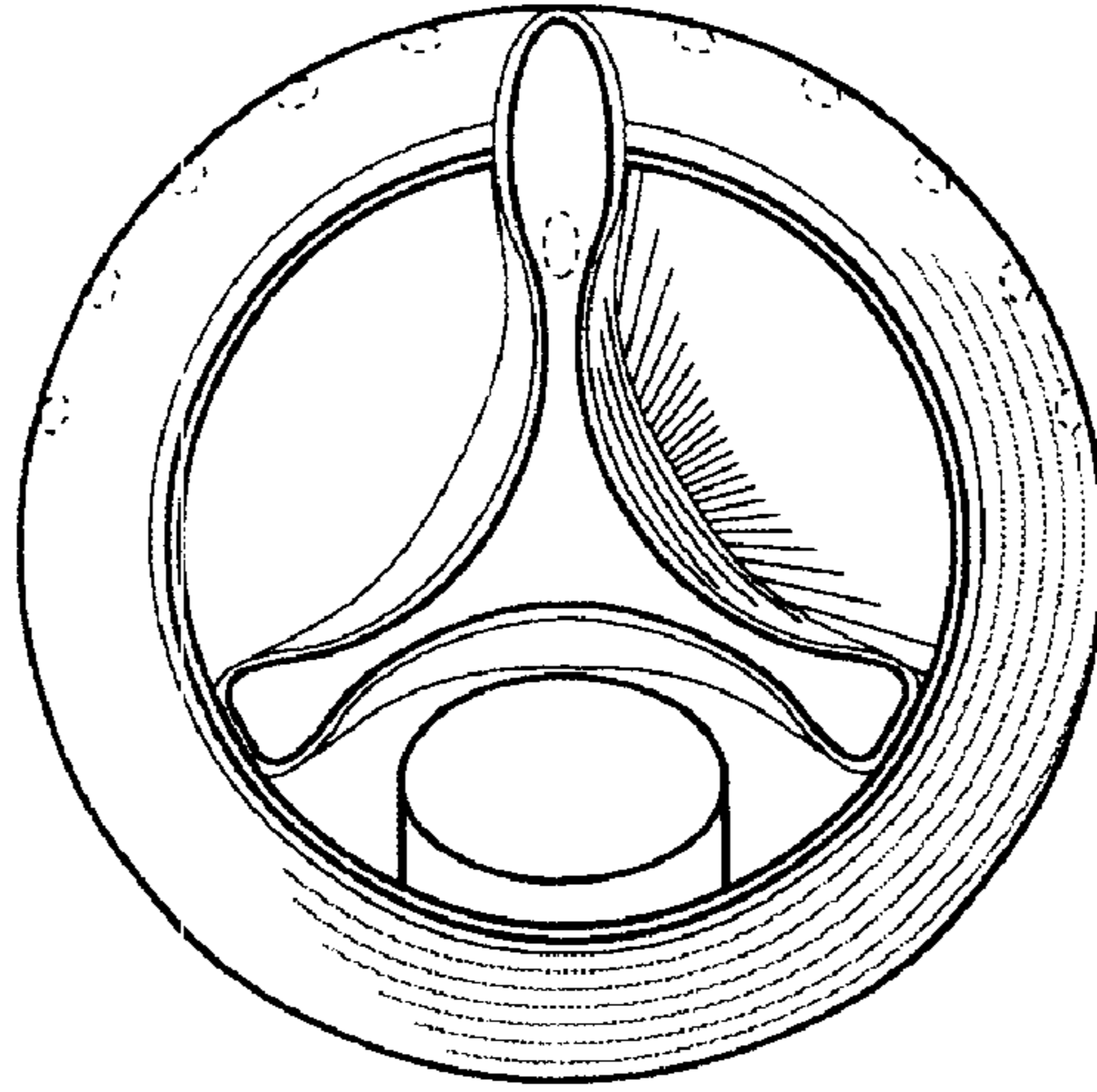


FIG. 6

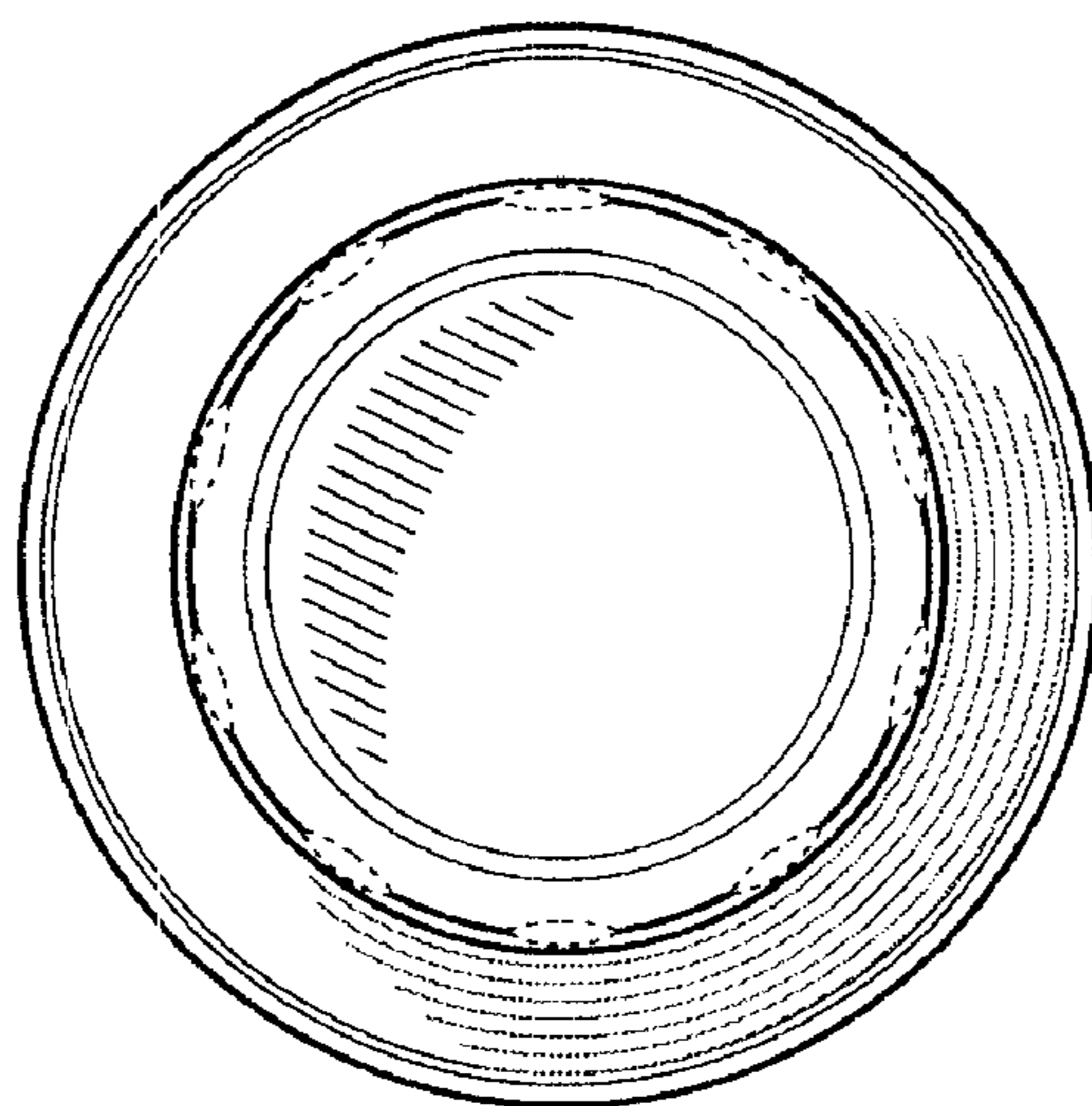


FIG. 7