



US00D478776S

(12) **United States Design Patent**
Wong

(10) **Patent No.:** **US D478,776 S**

(45) **Date of Patent:** **** Aug. 26, 2003**

(54) **PIEZOELECTRIC LIGHTER**

D447,834 S * 9/2001 Chen D27/157
D448,112 S * 9/2001 Smith D27/157

(75) Inventor: **Ming King Wong**, North Point (HK)

FOREIGN PATENT DOCUMENTS

(73) Assignee: **Ming Wide Lighters Co., Ltd.**,
Northpoint (HK)

GB 2075543 * 6/1998 7/99

(**) Term: **14 Years**

* cited by examiner

(21) Appl. No.: **29/145,251**

Primary Examiner—Charles A. Rademaker

(22) Filed: **Jul. 17, 2001**

(74) *Attorney, Agent, or Firm*—Raymond Y. Chan; David &
Raymond Patent Group

(51) **LOC (7) Cl.** **07-07**

(52) **U.S. Cl.** **D7/416**

(58) **Field of Search** D7/416, 417; D27/154,
D27/131, 139, 157, 173–175, 160; 131/329;
431/13, 344, 153, 345, 255; 361/260, 253

(57) **CLAIM**

The ornamental design for a piezoelectric lighter, as shown.

(56) **References Cited**

DESCRIPTION

U.S. PATENT DOCUMENTS

D191,764 S * 11/1961 Newman D27/154
D235,363 S * 6/1975 Barthropp D21/572
D377,995 S * 2/1997 Yoo D27/154
D403,807 S * 1/1999 Fontaine, Jr. D27/157
D435,142 S * 12/2000 Lee D27/157

FIG. 1 is a perspective view showing my new design.
FIG. 2 is a front view thereof.
FIG. 3 is a rear view thereof.
FIG. 4 is a right end view thereof.
FIG. 5 is a left end view thereof.
FIG. 6 is a top view thereof; and,
FIG. 7 is a bottom view thereof.

1 Claim, 7 Drawing Sheets





FIG. 1



FIG. 2



FIG. 3



FIG. 4




FIG. 5




FIG. 6




FIG. 7