



US00D478761S

(12) **United States Design Patent**
Robbins, III

(10) **Patent No.:** **US D478,761 S**

(45) **Date of Patent:** **** Aug. 26, 2003**

(54) **FLOOR MAT**

(76) **Inventor:** **Edward S. Robbins, III**, 128
Hazelwood La., Florence, AL (US)
35630

(**) **Term:** **14 Years**

(21) **Appl. No.:** **29/171,782**

(22) **Filed:** **Nov. 27, 2002**

Related U.S. Application Data

(62) Division of application No. 29/144,132, filed on Jun. 26, 2001, now Pat. No. Des. 472,419.

(51) **LOC (7) Cl.** **06-11**

(52) **U.S. Cl.** **D6/582**

(58) **Field of Search** D6/582, 583, 587,
D6/592, 595, 596, 601; D5/47, 53, 61;
D12/203; D32/57; D9/456; D25/69, 138,
141, 157, 159, 163; 4/580-583; 5/417,
419, 420; 15/215-217; 52/177-181, 789.1;
428/156, 158, 178

(56) **References Cited**

U.S. PATENT DOCUMENTS

331,469 A	12/1885	Baker
348,782 A	9/1886	Sawyer
1,190,179 A	7/1916	Livingston
2,421,171 A	5/1947	Trautvetter et al.

2,752,279 A	6/1956	Alderfer
D191,736 S	11/1961	Kelly et al.
4,628,549 A	12/1986	Lazar
4,748,063 A	5/1988	Reuben
5,334,434 A	8/1994	Shiota et al.
5,863,637 A	1/1999	Måansson et al.
D414,973 S	10/1999	Craft et al.
D440,406 S	4/2001	Bailey

Primary Examiner—Ted Shooman

Assistant Examiner—C Tuttle

(74) *Attorney, Agent, or Firm*—Brinks Hofer Gilson & Lione

(57) **CLAIM**

I claim the ornamental design for a floor mat, as shown and described.

DESCRIPTION

FIG. 1 is a top plan view of a floor mat showing the present invention, the floor mat design being characterized by groups of rows of upwardly projecting mounds that are oval. FIG. 2 is an elevation view from the bottom of FIG. 1. FIG. 3 is an elevation view from the top of FIG. 1. FIG. 4 is an elevation view from the left side of FIG. 1; and, FIG. 5 is an elevation view from the right side of FIG. 1. The broken lines in FIG. 1 immediately adjacent the shaded area define the bounds of the claimed design; all other broken lines are for illustrative purposes only. None of the broken lines form a part of the claim.

1 Claim, 1 Drawing Sheet






FIG. 4



FIG. 2




FIG. 1

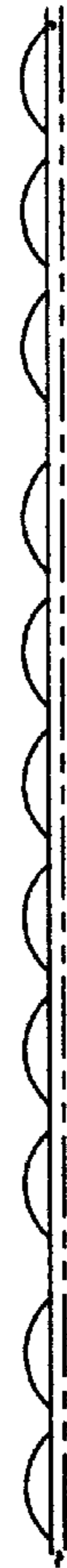


FIG. 3



FIG. 5