



US00D478759S

(12) **United States Design Patent**
Hoernig

(10) **Patent No.:** **US D478,759 S**

(45) **Date of Patent:** **** Aug. 26, 2003**

(54) **TOWEL BAR**

(75) **Inventor:** **Victor Hoernig**, Lowell, IN (US)

(73) **Assignee:** **Bath Unlimited, Inc.**, Fort Mill, SC (US)

(**) **Term:** **14 Years**

(21) **Appl. No.:** **29/166,053**

(22) **Filed:** **Aug. 21, 2002**

(51) **LOC (7) Cl.** **06-04**

(52) **U.S. Cl.** **D6/549**

(58) **Field of Search** D6/546-50, 518-19, D6/522-24; D8/300, 303, 315-21, 354, 363, 373, 380; 108/28-29; 211/13.1, 16, 60.1, 86.01, 87.01, 88.01, 88.04, 100, 105.1-105.2, 119.003, 123, 126.1, 133.6, 134, 181.1, 182; 248/175, 176.1, 200, 214, 251, 302, 309.1; 16/110.1, 412, 415; 242/570, 590, 595-598; 206/389, 557

(56) **References Cited**

U.S. PATENT DOCUMENTS

D341,511 S * 11/1993 McKeone D6/550

D455,034 S * 4/2002 Ou-Young D6/524
D455,823 S * 4/2002 Zetsche D23/304
D463,936 S * 10/2002 Chen D6/550
D465,370 S * 11/2002 Ouyoung D6/550

* cited by examiner

Primary Examiner—Brian N. Vinson

(74) *Attorney, Agent, or Firm*—Edgar A. Zarins; Lloyd D. Doigan

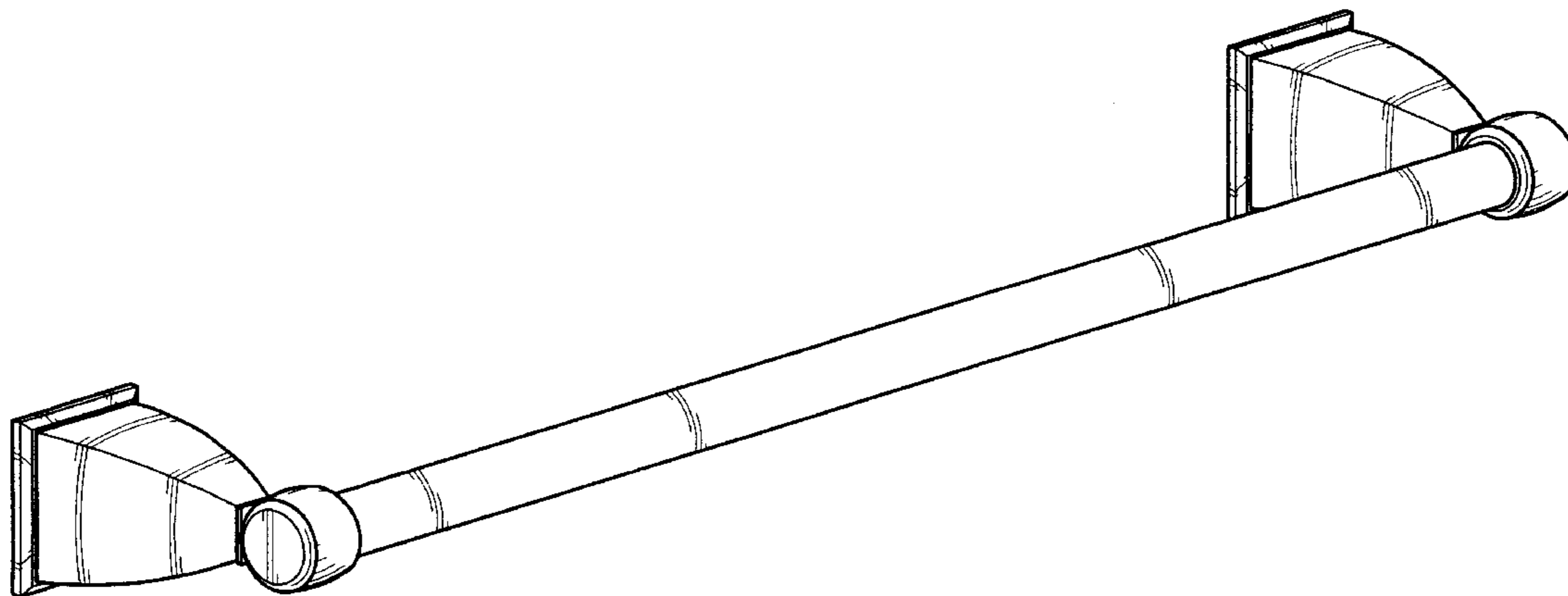
(57) **CLAIM**

The ornamental design for a towel bar, as shown and described.

DESCRIPTION

FIG. 1 is a perspective view of a towel bar showing my new design;
FIG. 2 is right side view thereof;
FIG. 3 is a left side view thereof;
FIG. 4 is a front elevational view thereof;
FIG. 5 is a top plan view thereof;
FIG. 6 is a rear view thereof; and,
FIG. 7 is a bottom plan view thereof.

1 Claim, 3 Drawing Sheets



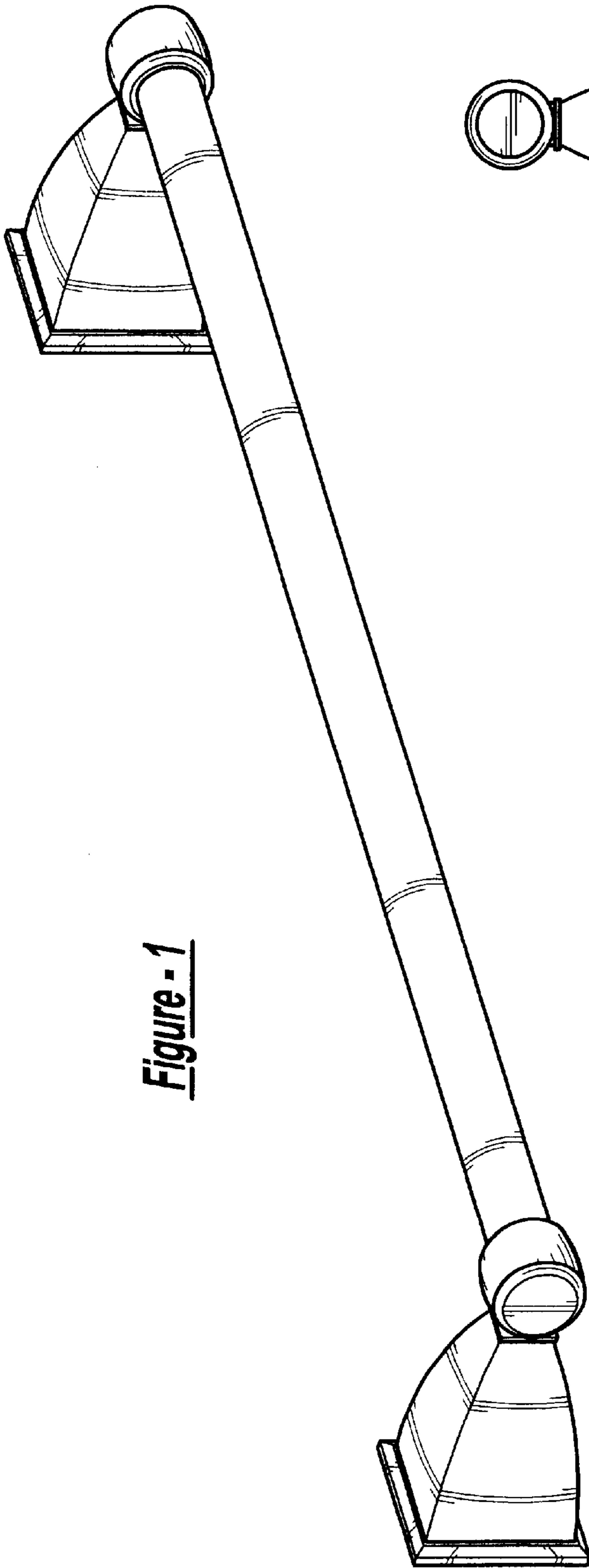


Figure - 1

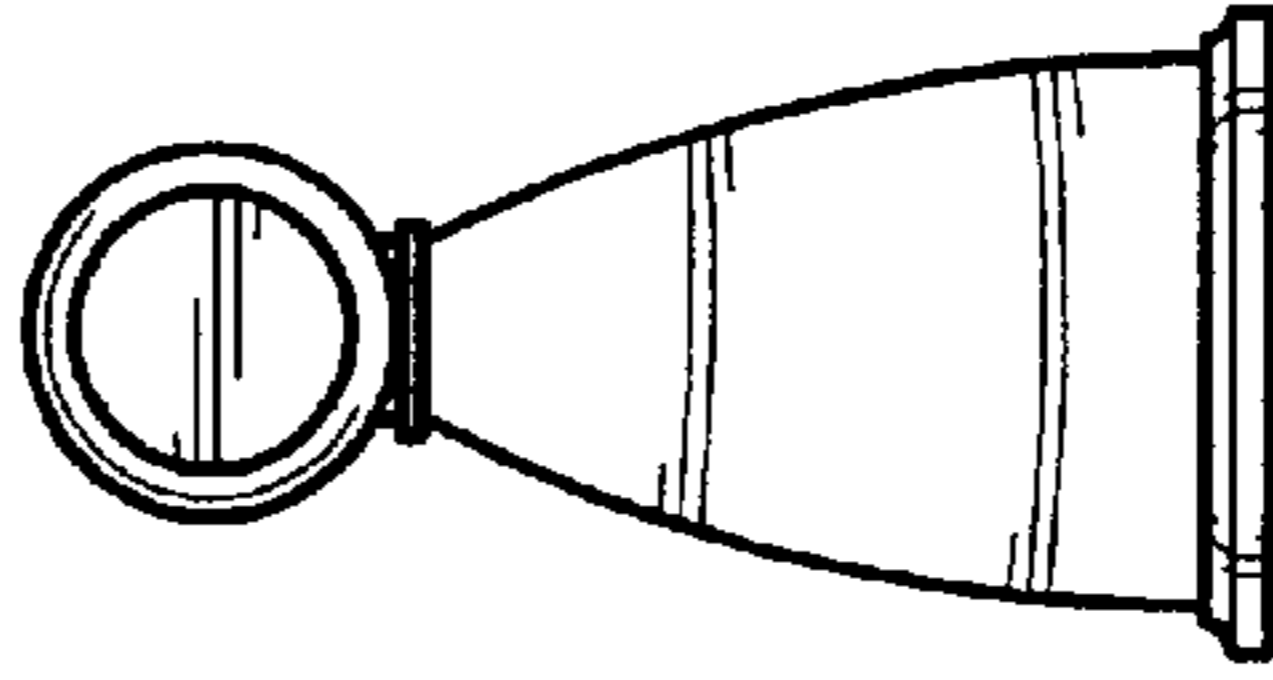


Figure - 3

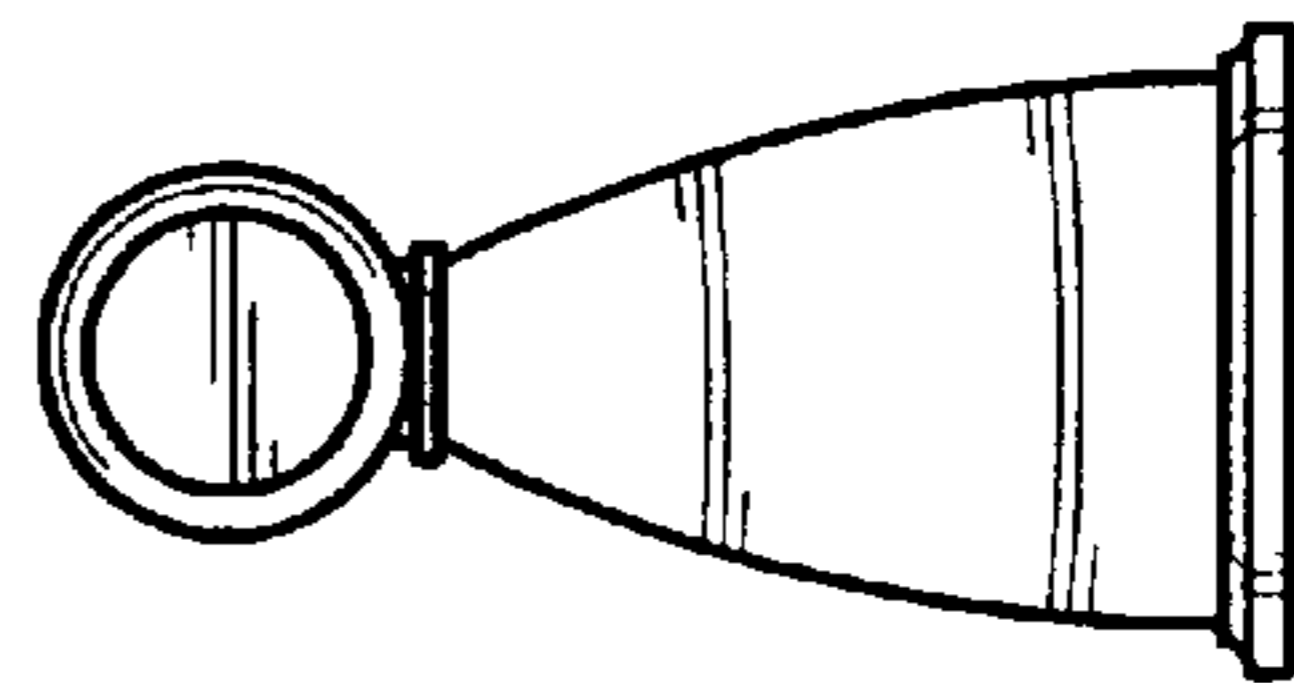


Figure - 2

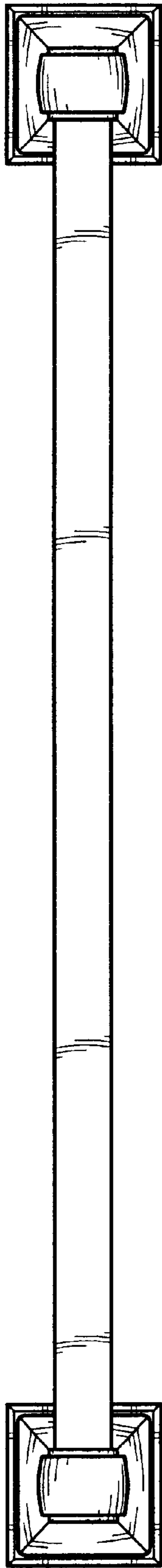


Figure - 4




Figure - 5

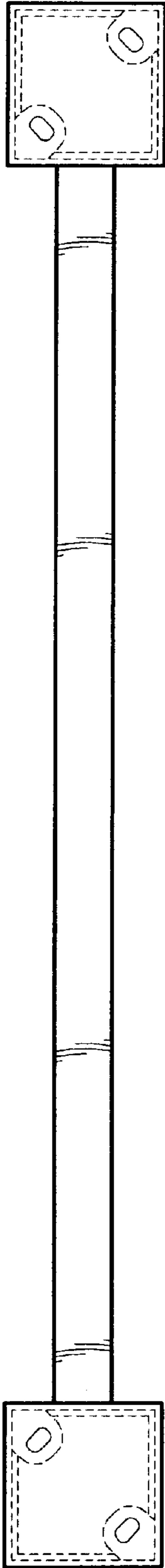


Figure - 6




Figure - 7