



US00D478736S

(12) **United States Design Patent**
Scanlan

(10) **Patent No.:** **US D478,736 S**

(45) **Date of Patent:** **** Aug. 26, 2003**

(54) **HOLDER FOR COMPACT DISCS OR THE LIKE**

(76) **Inventor:** **Michael Scanlan**, 2405 Echo Park Ave., Los Angeles, CA (US) 90026

(**) **Term:** **14 Years**

(21) **Appl. No.:** **29/160,652**

(22) **Filed:** **May 13, 2002**

(51) **LOC (7) Cl.** **06-04**

(52) **U.S. Cl.** **D6/407; D6/449**

(58) **Field of Search** D6/407, 627-630, D6/449; D19/96; 206/308.1, 309; 211/40, 42, 43, 41.12; 248/454, 456, 441.1, 463, 473, 176.1; 312/9.1, 9.9, 9.11, 9.16, 9.46, 9.47, 9.51, 9.54, 9.64, 9.53

(56) **References Cited**

U.S. PATENT DOCUMENTS

3,345,027 A * 10/1967 Taylor 248/176.1

D241,698 S * 10/1976 King, Jr. D6/495
4,407,182 A * 10/1983 Biasini 248/176.1 X
D362,766 S * 10/1995 Elhage D6/470
D387,808 S * 12/1997 Carlson D19/99
5,755,419 A * 5/1998 Gearhart et al. 248/176.1 X
D429,578 S * 8/2000 Vesco D6/407
D465,527 S * 11/2002 Weitzman et al. D19/90
D466,718 S * 12/2002 Abeyta, Jr. et al. D6/407
D473,729 S * 4/2003 Whitcomb D6/449
D473,730 S * 4/2003 Whitcomb D6/449

* cited by examiner

Primary Examiner—Cathron C. Brooks

(57) **CLAIM**

The ornamental design for a holder for compact discs or the like, as shown and described.

DESCRIPTION

FIG. 1 is a front perspective view showing my new design. FIG. 2 is a rear perspective view of my new design; and, FIG. 3 is a side view of my new design.

1 Claim, 3 Drawing Sheets

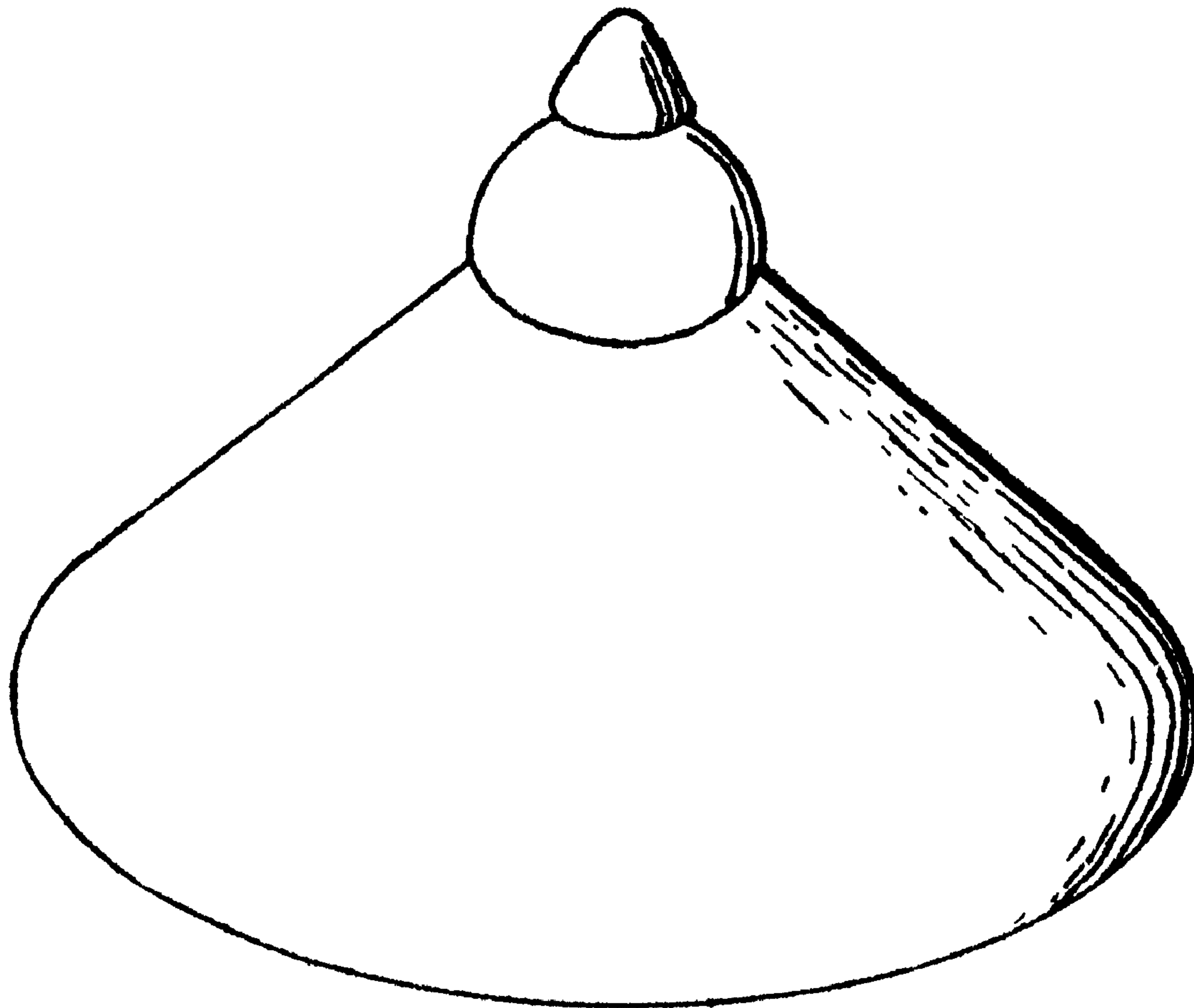


FIG. 1

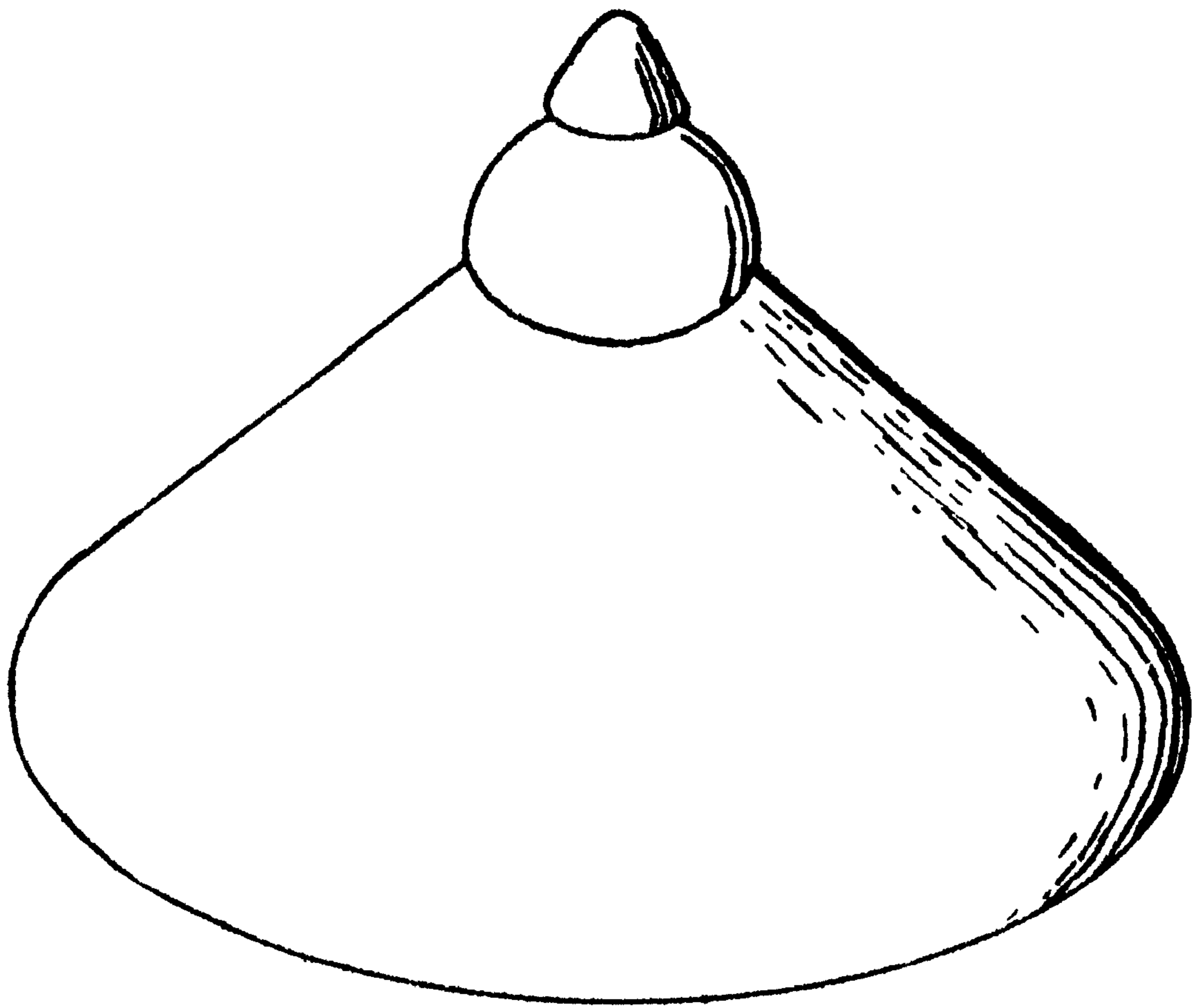


FIG. 2

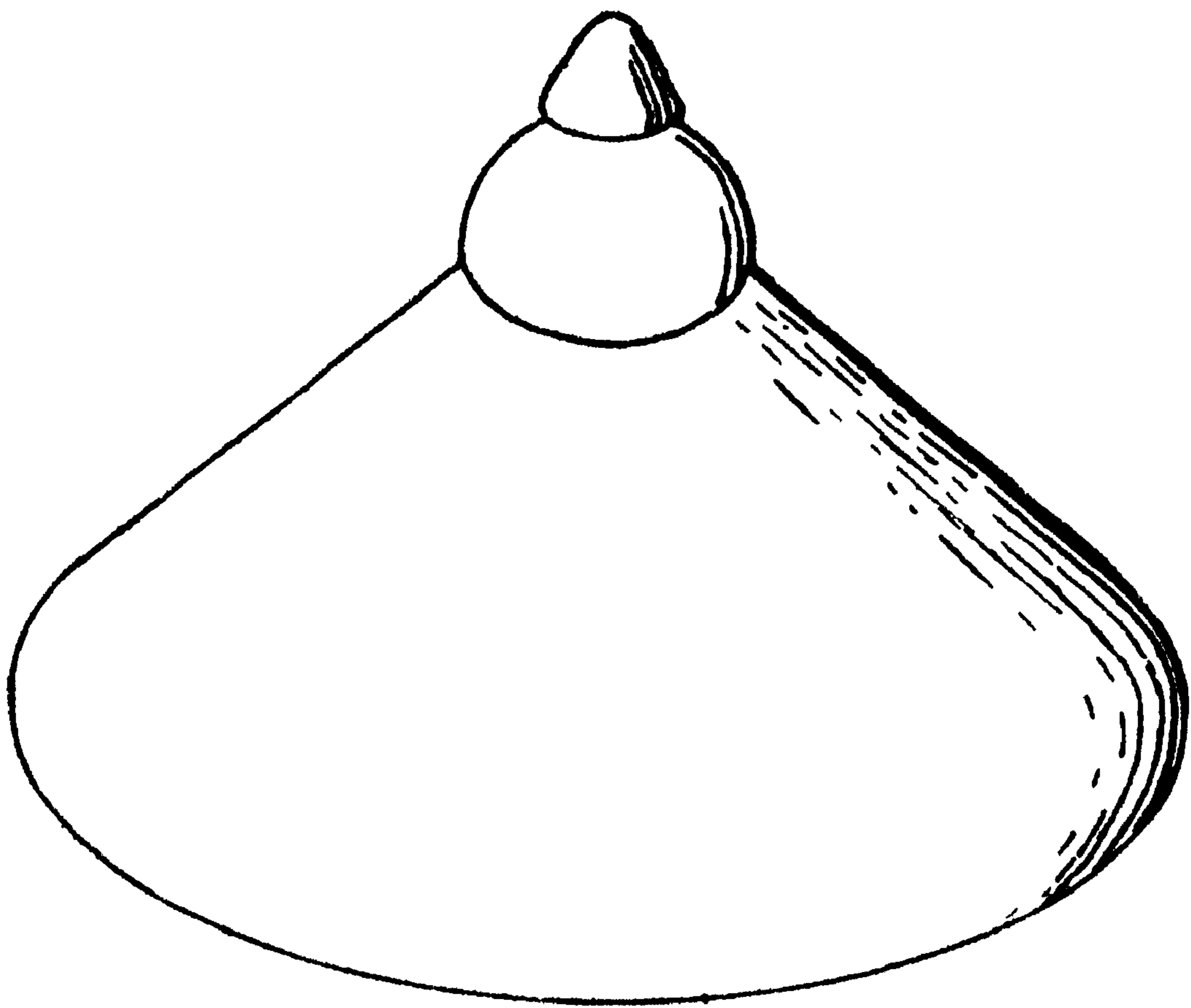


FIG. 3

