



US00D478719S

(12) **United States Design Patent**  
**Mercuri**

(10) **Patent No.:** **US D478,719 S**

(45) **Date of Patent:** **\*\* Aug. 26, 2003**

(54) **KEYCHAIN**

(76) **Inventor:** **Vincenzo Mercuri**, 93 Misty Meadow Drive, Woodbridge, Ontario (CA), L4L 3X1

(\*\*) **Term:** **14 Years**

(21) **Appl. No.:** **29/157,401**

(22) **Filed:** **Mar. 18, 2002**

(51) **LOC (7) Cl.** ..... **03-01**

(52) **U.S. Cl.** ..... **D3/208**

(58) **Field of Search** ..... D3/207-212; 63/13, 63/18, 19, 20, 23; 24/3.6; 70/456 B, 456 R

(56) **References Cited**

**U.S. PATENT DOCUMENTS**

D271,255 S	*	11/1983	Rousseau	.....	D3/207
4,879,882 A	*	11/1989	Johnson et al.	.....	63/4
D306,835 S	*	3/1990	Johnson et al.	.....	D11/79
D321,984 S	*	12/1991	Stillwagon	.....	D3/207
D324,452 S	*	3/1992	Stillwagon	.....	D3/207

5,209,090 A	*	5/1993	Stillwagon	.....	70/456 R
D348,774 S	*	7/1994	Weber	.....	D3/208
D360,750 S	*	8/1995	Stillwagon	.....	D3/207
5,457,976 A	*	10/1995	Stillwagon	.....	70/456 R

\* cited by examiner

*Primary Examiner*—Ralf Seifert

(57) **CLAIM**

The ornamental design for a keychain, as shown and described.

**DESCRIPTION**

FIG. 1 is a front elevational view of a keychain showing my new design, the rear elevational view being a mirror image thereof;

FIG. 2 is a side view, taken from the left side of FIG. 1, the right side view being a mirror image thereof;

FIG. 3 is a top plan view thereof;

FIG. 4 is a bottom plan view thereof; and,

FIG. 5 being a perspective view thereof.

**1 Claim, 4 Drawing Sheets**





FIG. 1



FIG. 2

FIG. 3

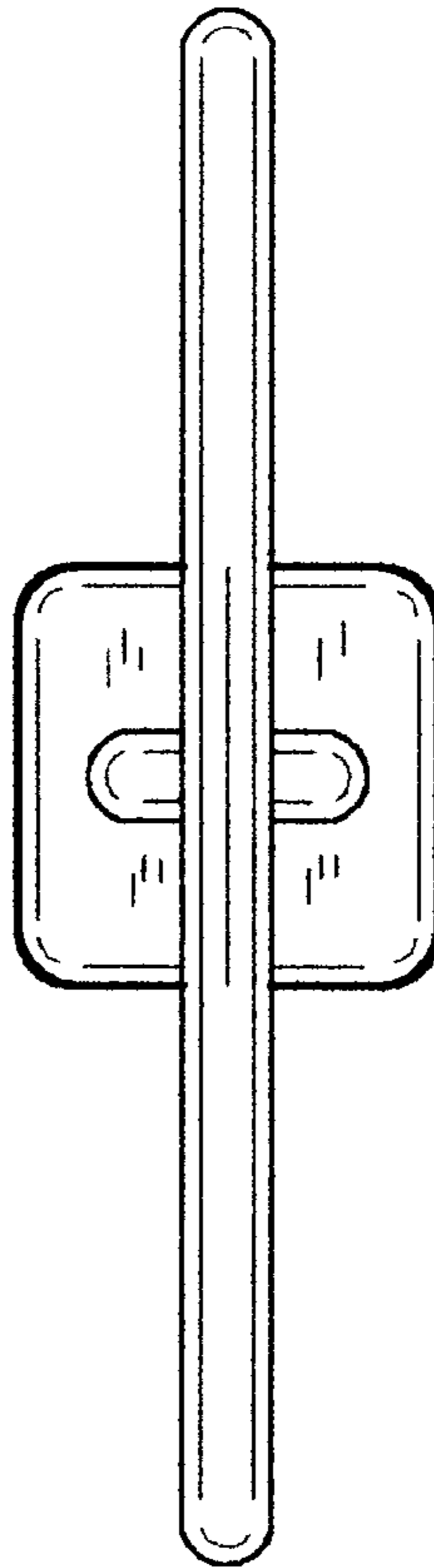
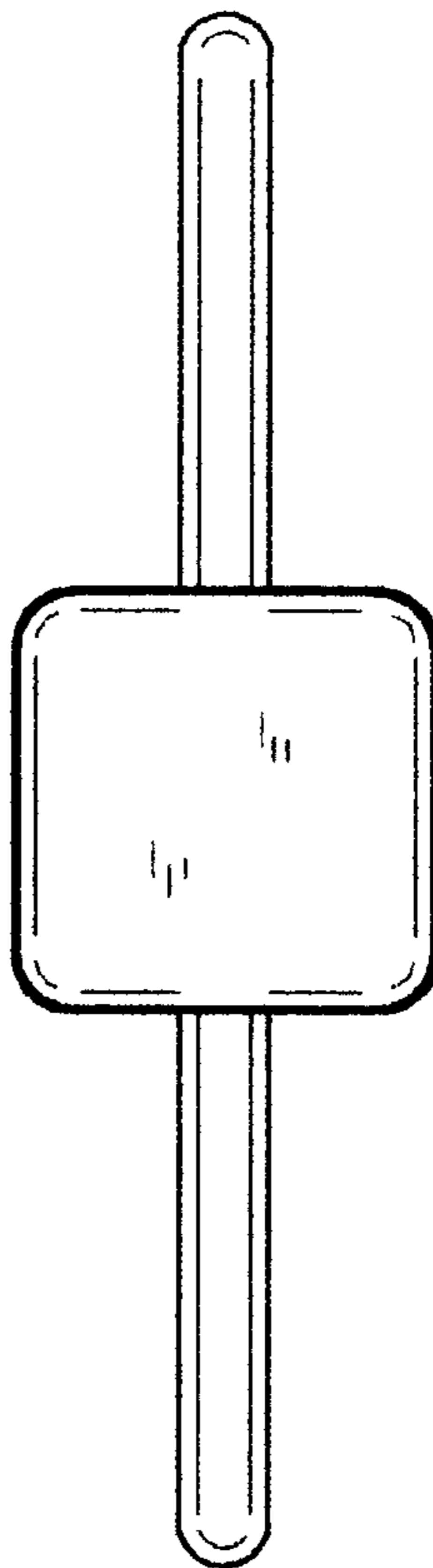


FIG. 4






FIG. 5