



US00D478717S

(12) **United States Design Patent**  
**Adams**

(10) **Patent No.:** **US D478,717 S**

(45) **Date of Patent:** **\*\* Aug. 26, 2003**

(54) **SHOE BOTTOM**

(75) **Inventor:** **Fiona Jane Adams**, Santa Barbara, CA (US)

(73) **Assignee:** **Global Brand Marketing, Inc.**, Santa Barbara, CA (US)

(\*\*) **Term:** **14 Years**

(21) **Appl. No.:** **29/153,849**

(22) **Filed:** **Jan. 14, 2002**

**Related U.S. Application Data**

(62) Division of application No. 29/150,732, filed on Nov. 20, 2001, now Pat. No. Des. 464,477.

(51) **LOC (7) Cl.** ..... **02-04**

(52) **U.S. Cl.** ..... **D2/960; D2/951; D2/953; D2/957; D2/959**

(58) **Field of Search** ..... **D2/897, 902, 908, D2/909, 914, 946-948, 951-962, 967, 972, 977; 36/7.3, 7.5, 14, 25 R, 32 R, 3 B, 59 R**

(56) **References Cited**

**U.S. PATENT DOCUMENTS**

D245,734 S	*	9/1977	Jacobs	.....	D2/959
D281,460 S	*	11/1985	Parker	.....	D2/957
D294,423 S	*	3/1988	Zuidema et al.	.....	D2/954
D305,278 S	*	1/1990	Kiyosawa	.....	D2/954
D318,365 S	*	7/1991	Thornton	.....	D2/960
D319,531 S	*	9/1991	Barrett et al.	.....	D2/960
D334,464 S	*	4/1993	Dodds	.....	D2/957
D340,571 S	*	10/1993	Novy	.....	D2/959
D368,575 S	*	4/1996	McClain	.....	D2/916

D382,692 S	*	8/1997	Carlson	.....	D2/960
D394,947 S	*	6/1998	Avar	.....	D2/960
D397,544 S	*	9/1998	Egelja	.....	D2/912
D398,144 S	*	9/1998	Egelja	.....	D2/960
D401,045 S	*	11/1998	Greenberg	.....	D2/960
D432,294 S	*	10/2000	Wilson	.....	D2/960
D432,768 S	*	10/2000	Neely	.....	D2/957
D433,790 S	*	11/2000	Oliver	.....	D2/957
D435,333 S	*	12/2000	Robbins et al.	.....	D2/957
D440,748 S	*	4/2001	Morgan	.....	D2/957
D450,914 S	*	11/2001	Wilson	.....	D2/959
D464,477 S	*	10/2002	Adams	.....	D2/960

\* cited by examiner

*Primary Examiner*—Celia Murphy

(74) *Attorney, Agent, or Firm*—Marshall A. Lerner, Esq.; Finn T. Simmenssen, Esq.; Kleinberg & Lerner, LLP

(57) **CLAIM**

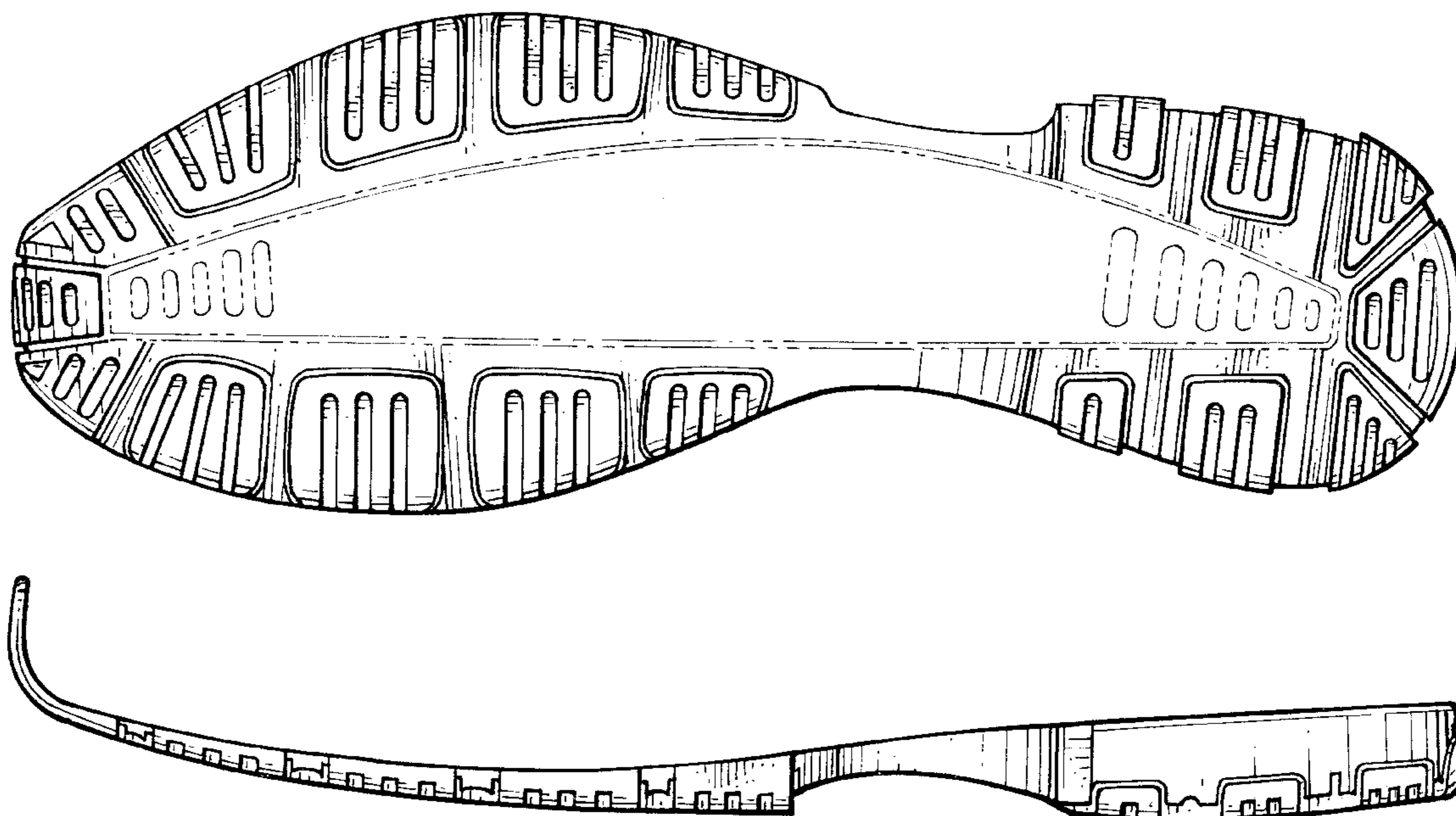
The ornamental design for a shoe bottom, as shown and described.

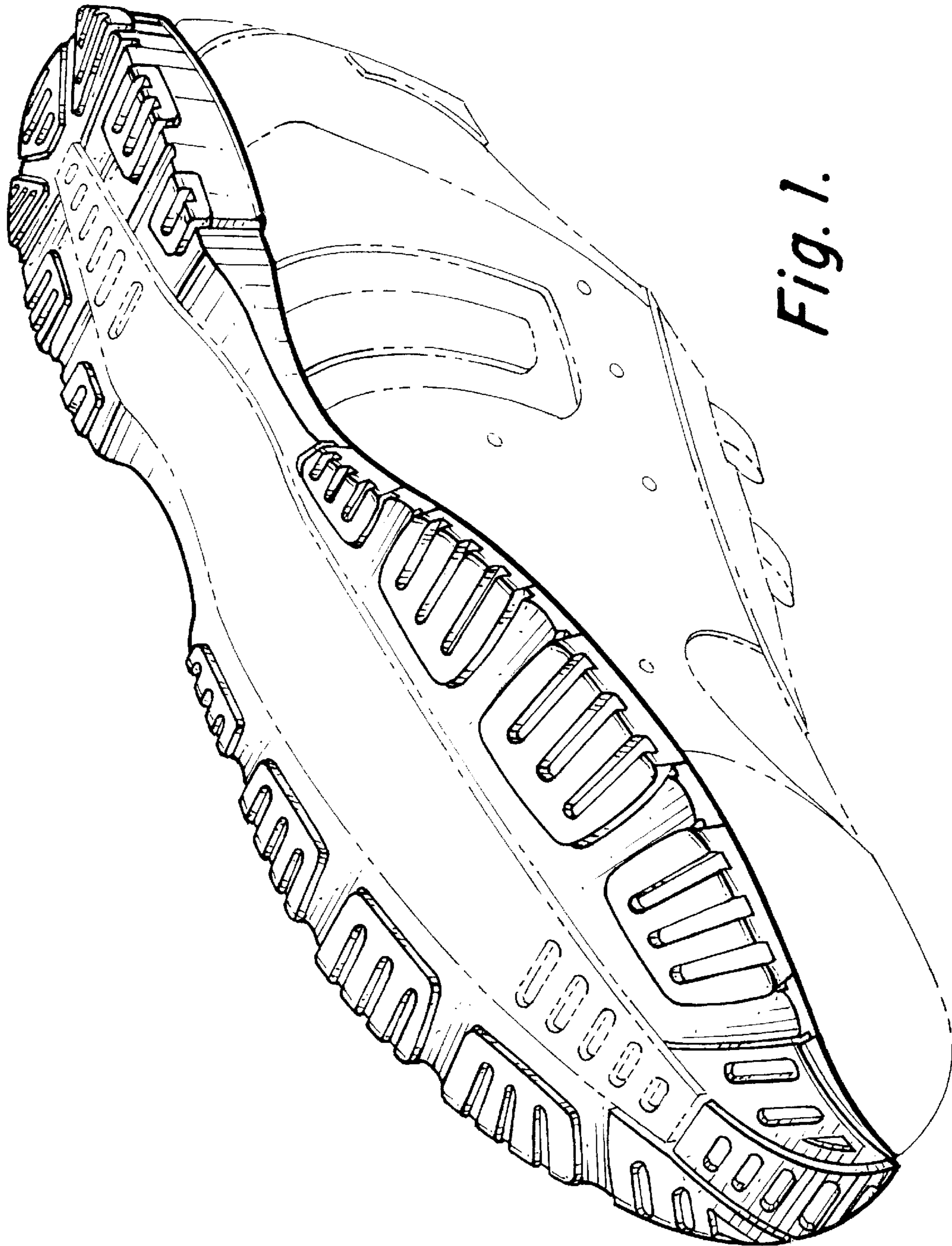
**DESCRIPTION**

FIG. 1 is a perspective view of the shoe bottom showing my new design;  
FIG. 2 is a bottom plan view thereof;  
FIG. 3 is a left side elevational view thereof;  
FIG. 4 is a right side elevational view thereof;  
FIG. 5 is a front elevational view thereof; and,  
FIG. 6 is a rear elevational view.

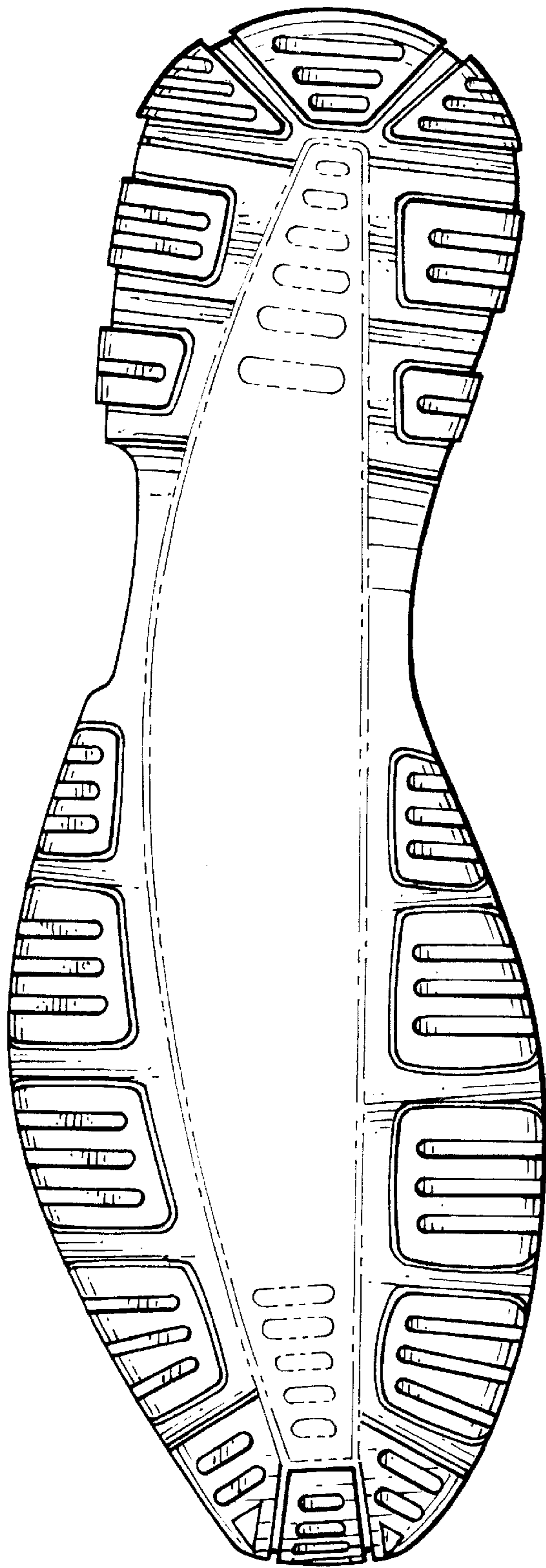
The broken lines showing the upper in the FIG. 1; as well as the broken line details within the claimed perimeter, in FIGS. 1, 2, and 5, are for illustrative purposes only and form no part of the claimed design.

**1 Claim, 3 Drawing Sheets**

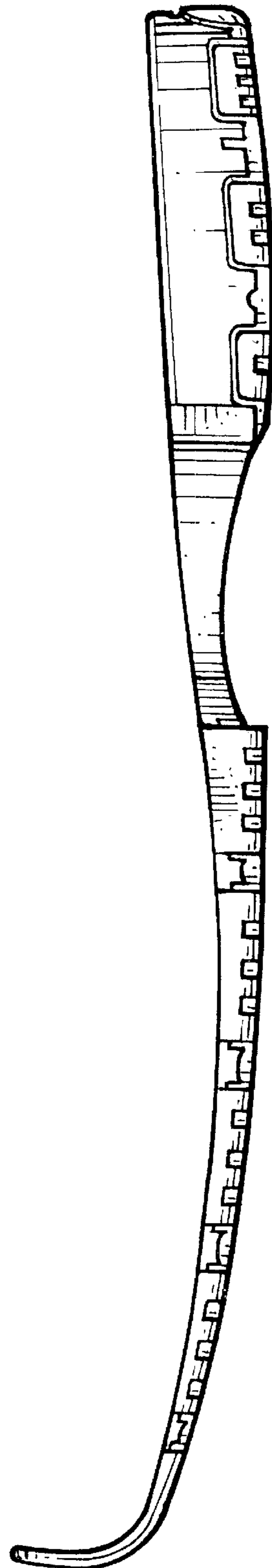




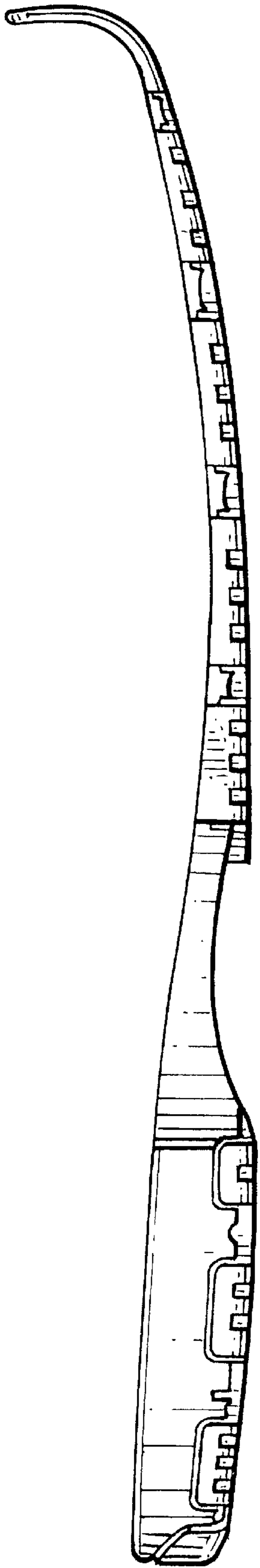
*Fig. 1.*



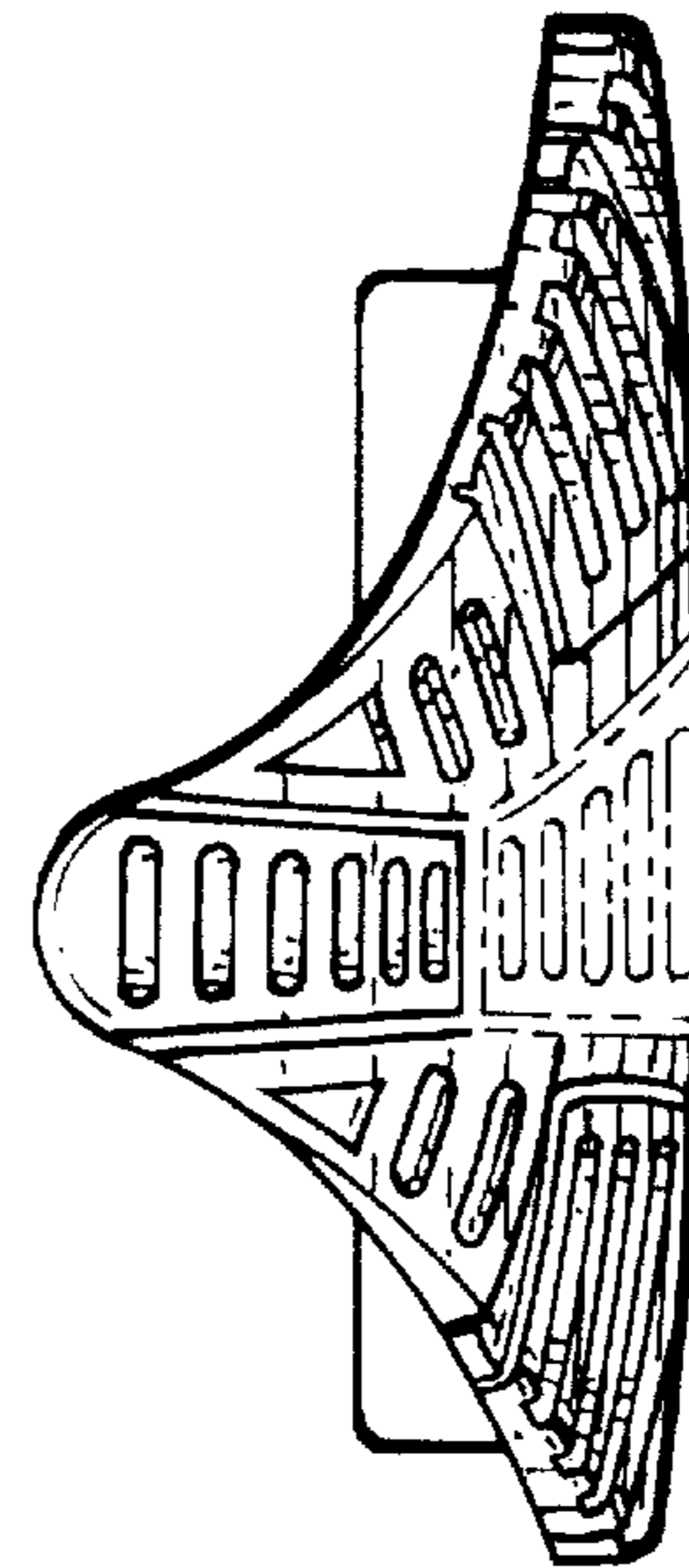
*Fig. 2.*



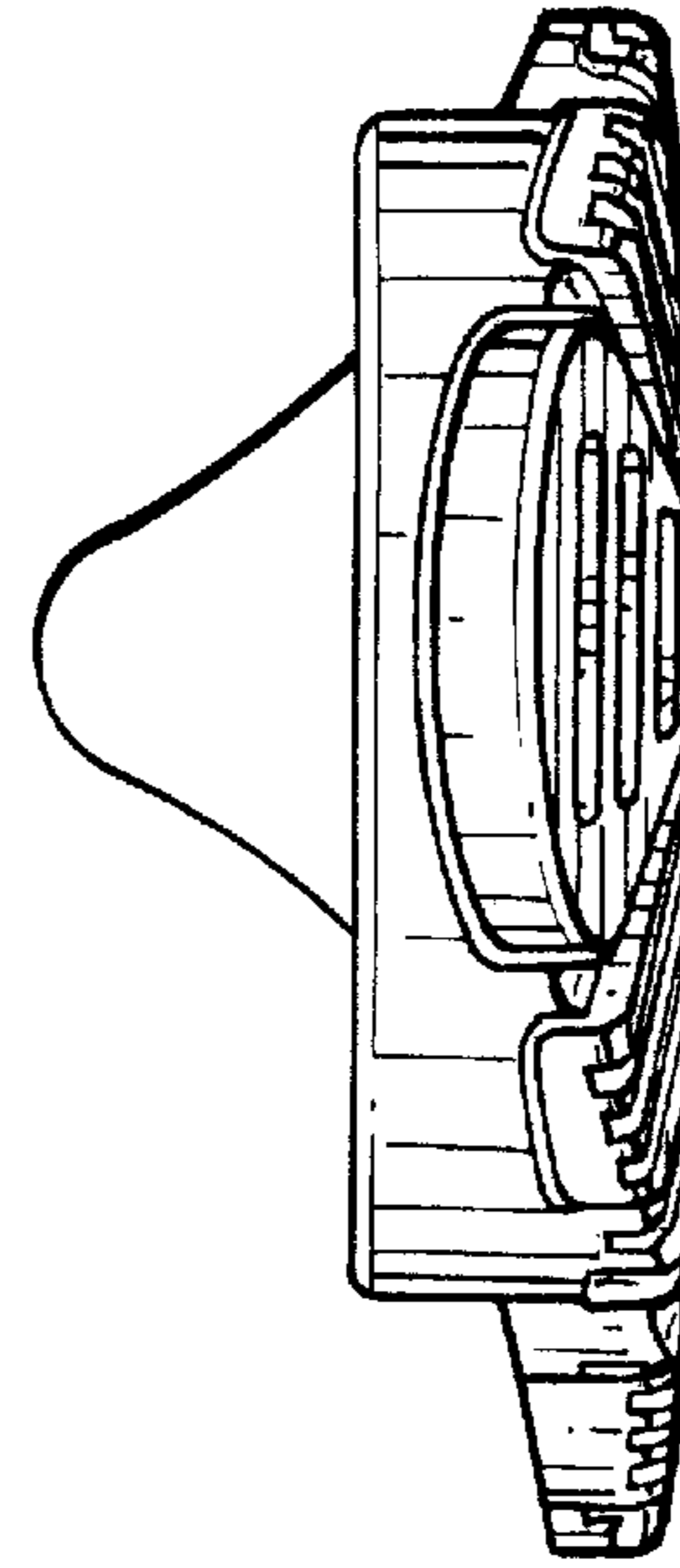
*Fig. 3.*



*Fig. 4.*



*Fig. 5.*



*Fig. 6.*