



US00D478716S

(12) **United States Design Patent**  
**Pearce**

(10) **Patent No.:** **US D478,716 S**

(45) **Date of Patent:** **\*\* Aug. 26, 2003**

- (54) **PAIR OF BOOT SOLES**
- (75) Inventor: **John G. Pearce**, Fort Worth, TX (US)
- (73) Assignee: **Boot Royalty Company, L.P.**, Fort Worth, TX (US)
- (\*\*) Term: **14 Years**
- (21) Appl. No.: **29/149,745**
- (22) Filed: **Oct. 16, 2001**
- (51) **LOC (7) Cl.** ..... **02-04**
- (52) **U.S. Cl.** ..... **D2/960; D2/951**
- (58) **Field of Search** ..... D2/900, 902, 904, D2/908, 909, 911, 912, 914, 916, 920, 946-948, 951-962, 967, 972, 977; 36/7.6, 7.7, 25 R, 30 R, 31, 59 C, 59 R, 67 B, 67 D, 67 R, 72 R, 114, 127, 129, 131, 132, 134, 135

D262,159 S	12/1981	Bartneck	.....	D2/320
D290,184 S	6/1987	Boswell	.....	D2/320
D290,782 S	* 7/1987	Grubel	.....	D2/954
D309,370 S	* 7/1990	Nagai et al.	.....	D2/953
D343,272 S	1/1994	James	.....	D2/953
D370,993 S	6/1996	Mangee	.....	D2/959
D394,342 S	5/1998	Schneider	.....	D2/959
D401,743 S	12/1998	Wunsch	.....	D2/954
D405,596 S	2/1999	Aird et al.	.....	D2/957
D405,944 S	2/1999	Sessa	.....	D2/959
D414,022 S	9/1999	Lozano	.....	D2/956
D427,758 S	7/2000	Schneider	.....	D2/959
D449,919 S	* 11/2001	McClaskie	.....	D2/957
D459,062 S	* 6/2002	Pollastrelli	.....	D2/953

\* cited by examiner

*Primary Examiner*—Celia Murphy  
(74) *Attorney, Agent, or Firm*—Sidley Austin Brown & Wood LLP

(56) **References Cited**

**U.S. PATENT DOCUMENTS**

204,483 A	* 6/1878	Cunningham	
282,423 A	* 7/1883	Watkinson	
306,650 A	* 10/1884	Simonds	
1,282,253 A	10/1918	Lund	
1,289,106 A	12/1918	Bullock	
1,701,406 A	* 2/1929	Furcolo	
1,813,235 A	* 7/1931	Dunbar	
D88,865 S	1/1933	Fowler	
D129,700 S	* 9/1941	Crossman	
2,273,697 A	* 2/1942	Ellis	
D140,649 S	* 3/1945	Codish	
D185,116 S	5/1959	Bingham, Jr. et al.	..... D7/5
D213,415 S	3/1969	Meadows	..... D2/320
D232,985 S	* 10/1974	Askew	
D258,773 S	4/1981	Russell	..... D2/320



(57) **CLAIM**

The ornamental design for a pair of boot soles, as shown and described.

**DESCRIPTION**

FIG. 1 is a perspective view of a right-foot boot sole of a pair of boot soles embodying my new design; FIG. 2 is a bottom view of the right-foot boot sole of FIG. 1; FIG. 3 is an enlarged bottom view of a front portion of the right-foot boot sole of FIG. 1; and, FIG. 4 is an enlarged bottom view of a rear portion of the right-foot boot sole of FIG. 1. The boot sole design shown in FIGS. 1-4 depicts a right-foot boot sole of my new pair of boot soles design, and a left-foot boot sole is a mirror image of that shown in FIGS. 1-4.

**1 Claim, 4 Drawing Sheets**






FIG. 1




FIG. 2




FIG. 3



FIG. 4