



US00D478715S

(12) **United States Design Patent**
Burt

(10) **Patent No.:** **US D478,715 S**

(45) **Date of Patent:** **** Aug. 26, 2003**

(54) **SOLE PORTION FOR FOOTWEAR**

(75) Inventor: **Igor Burt**, Boulder, CO (US)

(73) Assignee: **Salomon S.A.**, Metz-Tessy (FR)

(**) Term: **14 Years**

(21) Appl. No.: **29/161,563**

(22) Filed: **Jun. 3, 2002**

Related U.S. Application Data

(62) Division of application No. 29/134,363, filed on Dec. 21, 2000, now Pat. No. Des. 462,157.

(51) **LOC (7) Cl.** **02-04**

(52) **U.S. Cl.** **D2/954; D2/947; D2/951; D2/953**

(58) **Field of Search** D2/896, 902, 908, D2/909, 914, 946-949, 951-962, 967, 972, 977; 36/7.1, 7.2, 7.3, 7.5, 14, 22 R, 25 R, 32 A, 32 R, 59 R, 239

(56) **References Cited**

U.S. PATENT DOCUMENTS

D315,635 S	3/1991	Hatfield et al.	D2/959
D329,130 S	9/1992	Yoon	D2/954
D329,533 S	9/1992	Hatfield	D2/957
D334,834 S	4/1993	McDonald	D2/954
D348,975 S	7/1994	Rogers et al.	D2/960
5,718,063 A	2/1998	Yamashita et al.	36/28
D401,040 S	11/1998	Schneider	D2/951
D401,397 S	11/1998	Chen	D2/957
D402,095 S	12/1998	Cretinon	D2/957
D410,996 S	6/1999	Ben-Tsur	D2/960
D414,023 S	9/1999	Cretinon et al.	D2/957
D414,594 S	10/1999	Parisotto	D2/959
6,108,943 A	8/2000	Hudson et al.	36/102
D433,791 S	11/2000	Laberge	D2/957
D434,550 S	12/2000	Laberge	D2/957

D441,946 S	5/2001	Agnew et al.	D2/960
6,226,896 B1	5/2001	Friton	36/28
D443,976 S	6/2001	Davidowitz et al.	D2/960
D462,157 S	* 9/2002	Burt	D2/953

* cited by examiner

Primary Examiner—Celia Murphy

(74) *Attorney, Agent, or Firm*—Greenblum & Bernstein, P.L.C.

(57) **CLAIM**

I claim the ornamental design for a sole portion for footwear, as shown and described.

DESCRIPTION

FIG. 1 is a right side view, showing my new design;

FIG. 2 is a bottom view thereof;

FIG. 3 is a left side view thereof;

FIG. 4 is a right side view of an alternate embodiment of the design shown in FIG. 1;

FIG. 5 is a bottom view of FIG. 4; and,

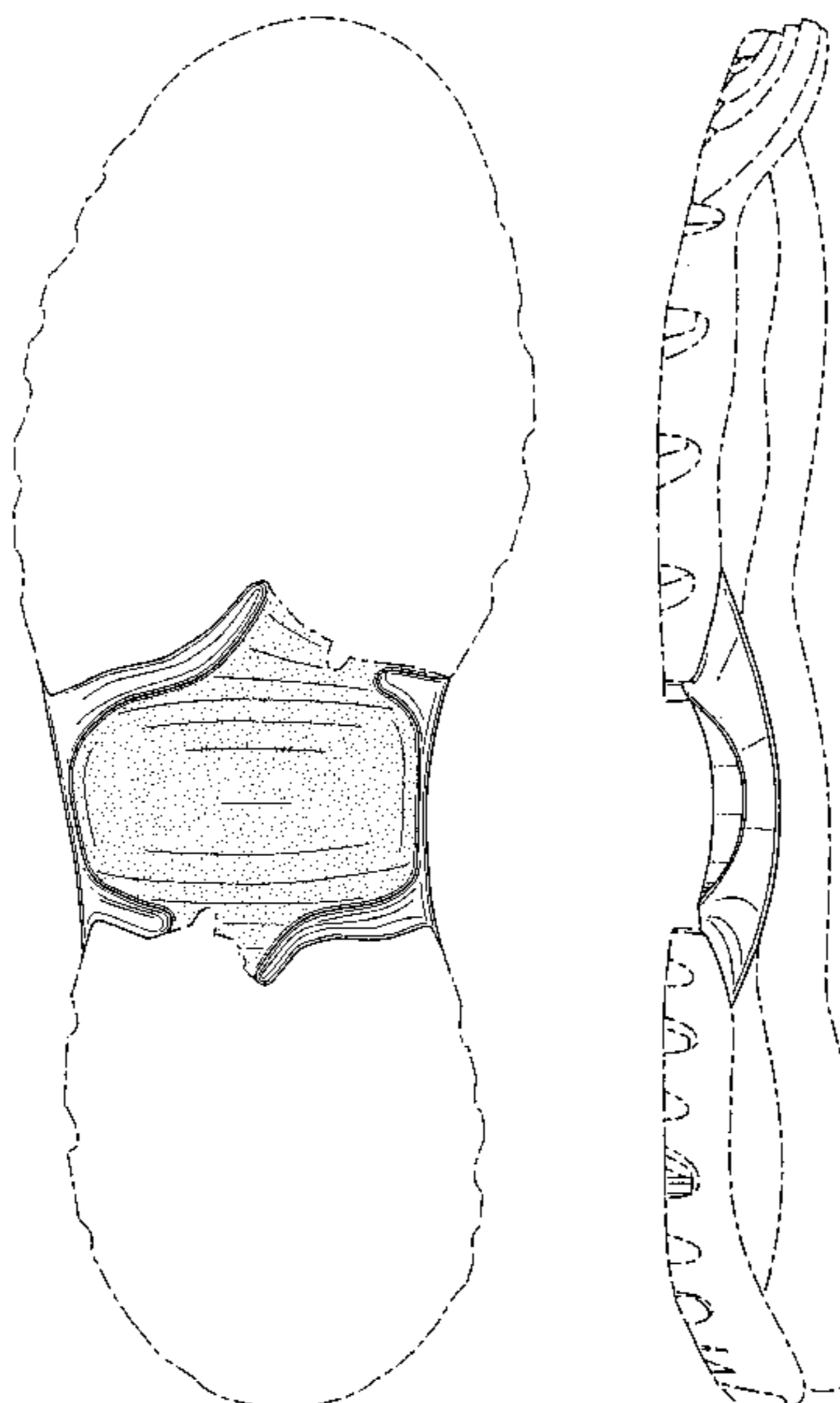
FIG. 6 is a left side view of FIG. 4; the broken lines immediately adjacent to the claimed subject matter in FIGS. 2 and 6 being understood to represent the boundary of the design, but forming no part of the claim.

The broken line showing of the sole in the figures is for illustrative purposes only and forms no part of the claimed design. Any surfaces that are not shown, including those that might appear in top and end views, form no part of the claimed design.

In FIGS. 1, 2, and 3, the area of the design shown with stippling in the figures is indicative of a difference in contrast, relative to non-stippled areas of the design.

In a second embodiment of the design of the invention, the area of the design shown with stippling in the figures is indicative of a black color and the non-stippled areas of the design is indicative of a blue color.

1 Claim, 4 Drawing Sheets



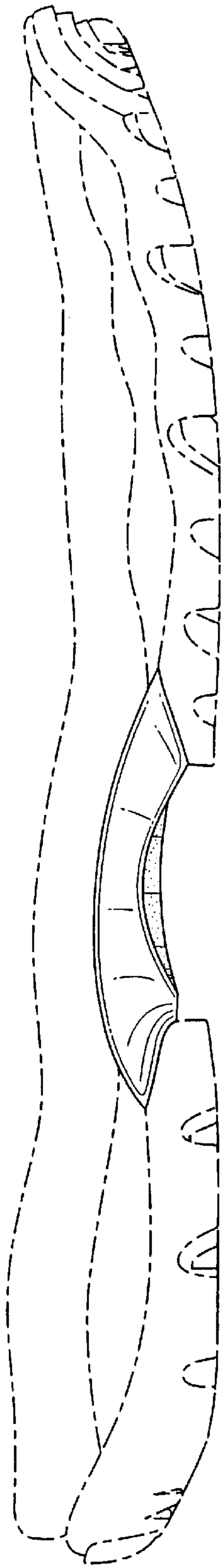


FIG. 1

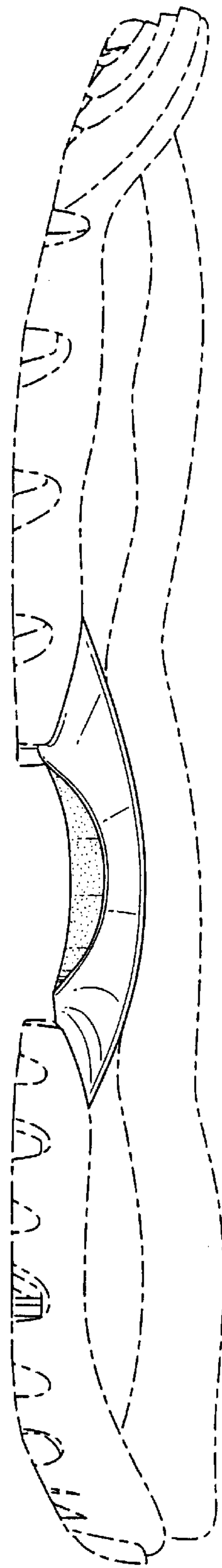


FIG. 3

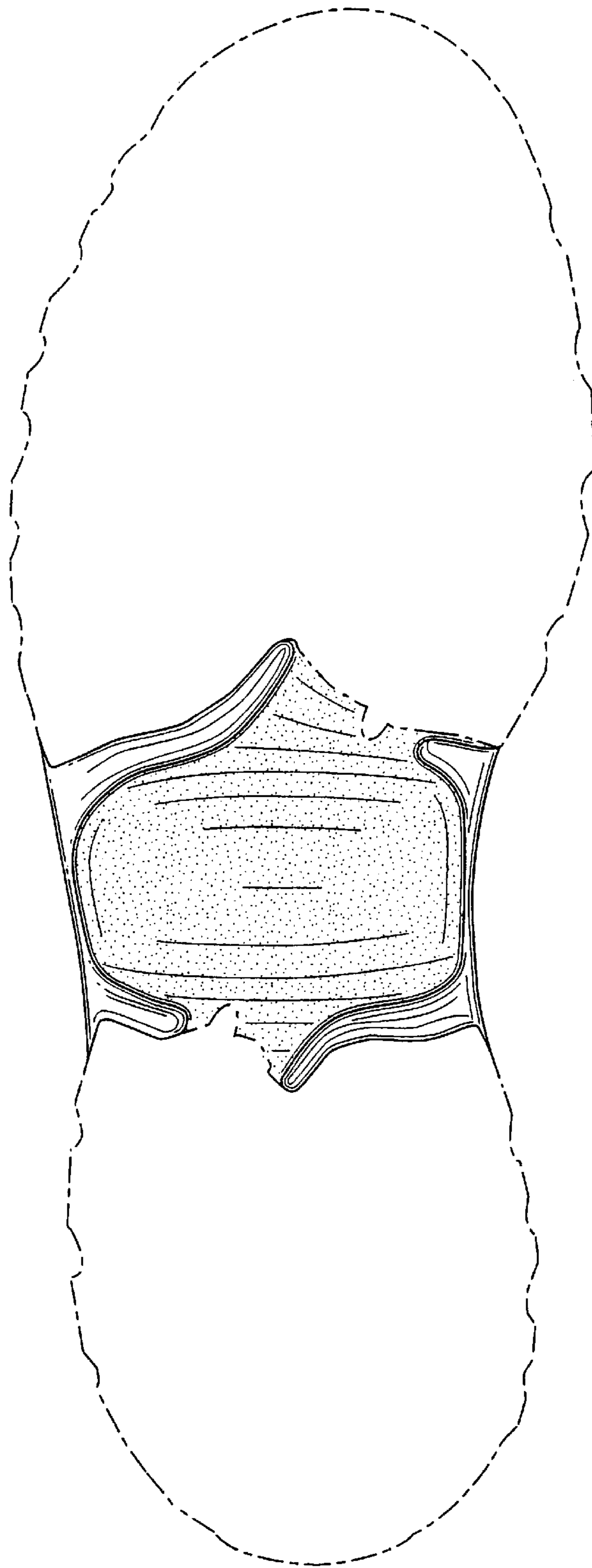


FIG. 2

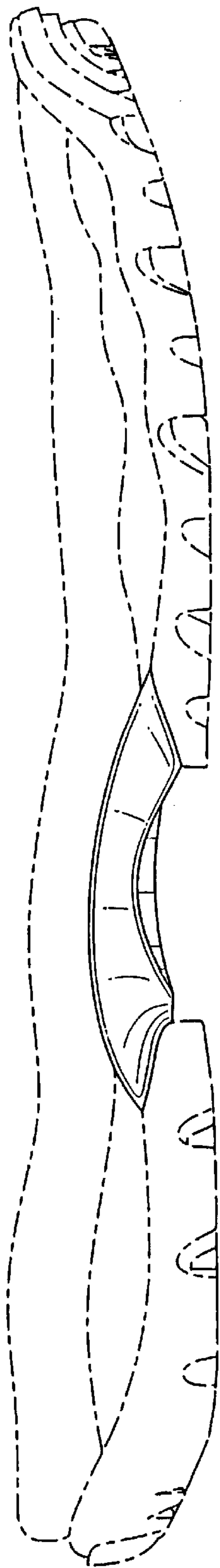


FIG. 4

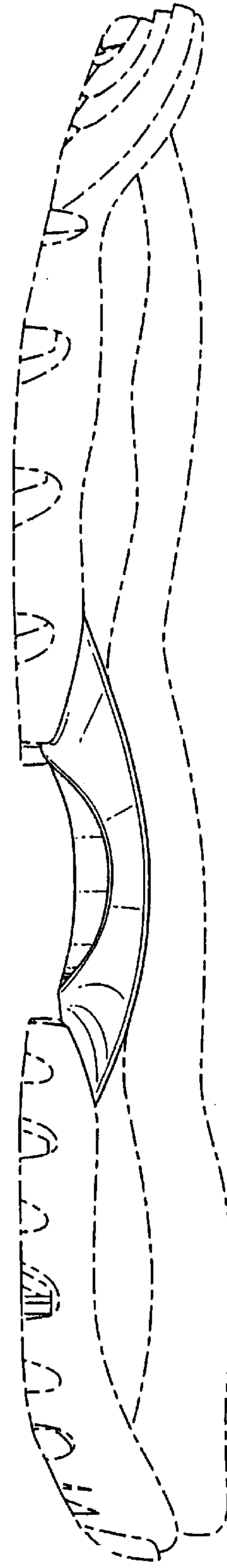


FIG. 6

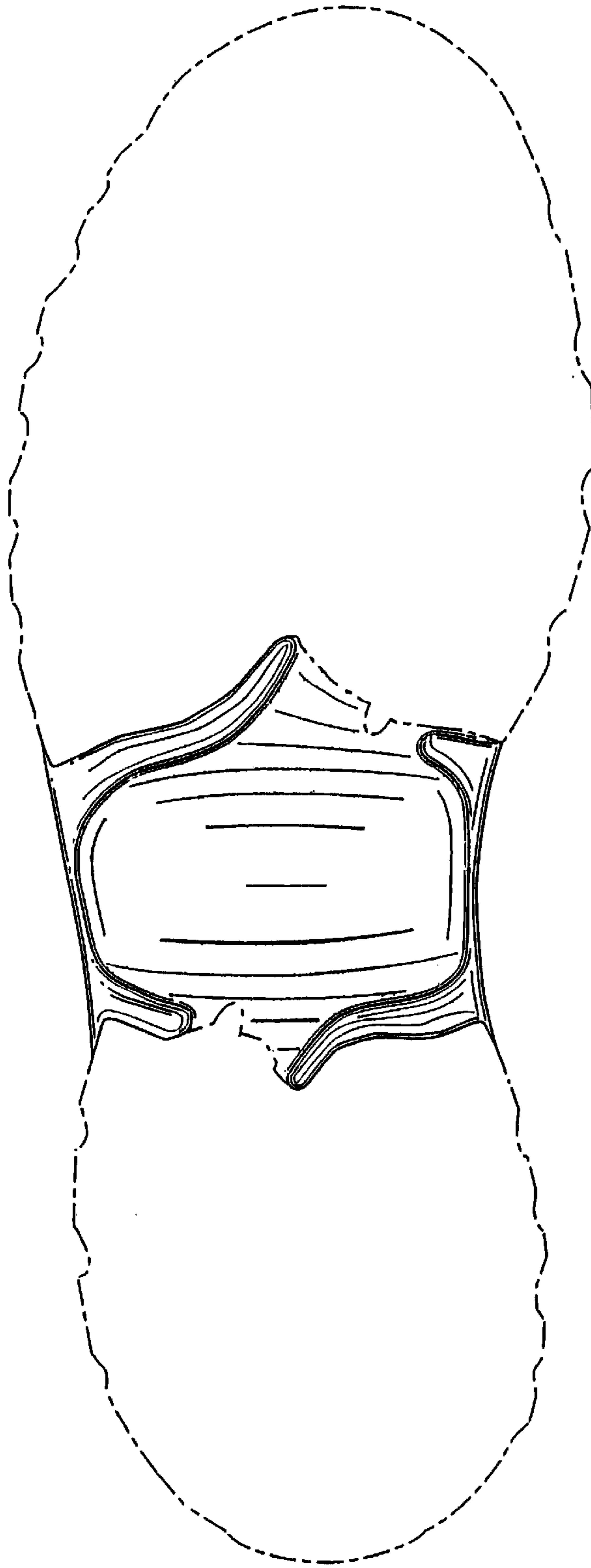


FIG. 5