



US00D478694S

(12) **United States Design Patent**  
**Kriesel et al.**

(10) **Patent No.:** **US D478,694 S**

(45) **Date of Patent:** **\*\* Aug. 19, 2003**

(54) **HOOFED ANIMAL PAD**

(75) Inventors: **Matt Kriesel**, Melrose, WI (US); **Bruce Edward Lyle**, Aubrey, TX (US)

(73) Assignee: **Impact Gel Corporation**, Melrose, WI (US)

(\*\*) Term: **14 Years**

(21) Appl. No.: **29/169,684**

(22) Filed: **Oct. 24, 2002**

(51) **LOC (7) Cl.** ..... **30-01**

(52) **U.S. Cl.** ..... **D30/146**; 168/26

(58) **Field of Search** ..... D30/149; 168/26,  
168/28, 14, 12, 6, 4

(56) **References Cited**

**U.S. PATENT DOCUMENTS**

D34,888 S	*	8/1901	Kent	.....	D11/106
D35,621 S	*	1/1902	Buck et al.	.....	D30/140
1,612,577 A	*	12/1926	Hall	.....	168/28

1,825,186 A	*	9/1931	Harsem	.....	168/4
2,041,538 A	*	5/1936	Gash et al.	.....	168/4
4,794,991 A	*	1/1989	Honderich	.....	168/26

\* cited by examiner

*Primary Examiner*—Pamela Burgess

(74) *Attorney, Agent, or Firm*—Womble Carlyle Sandridge & Rice, PLLC

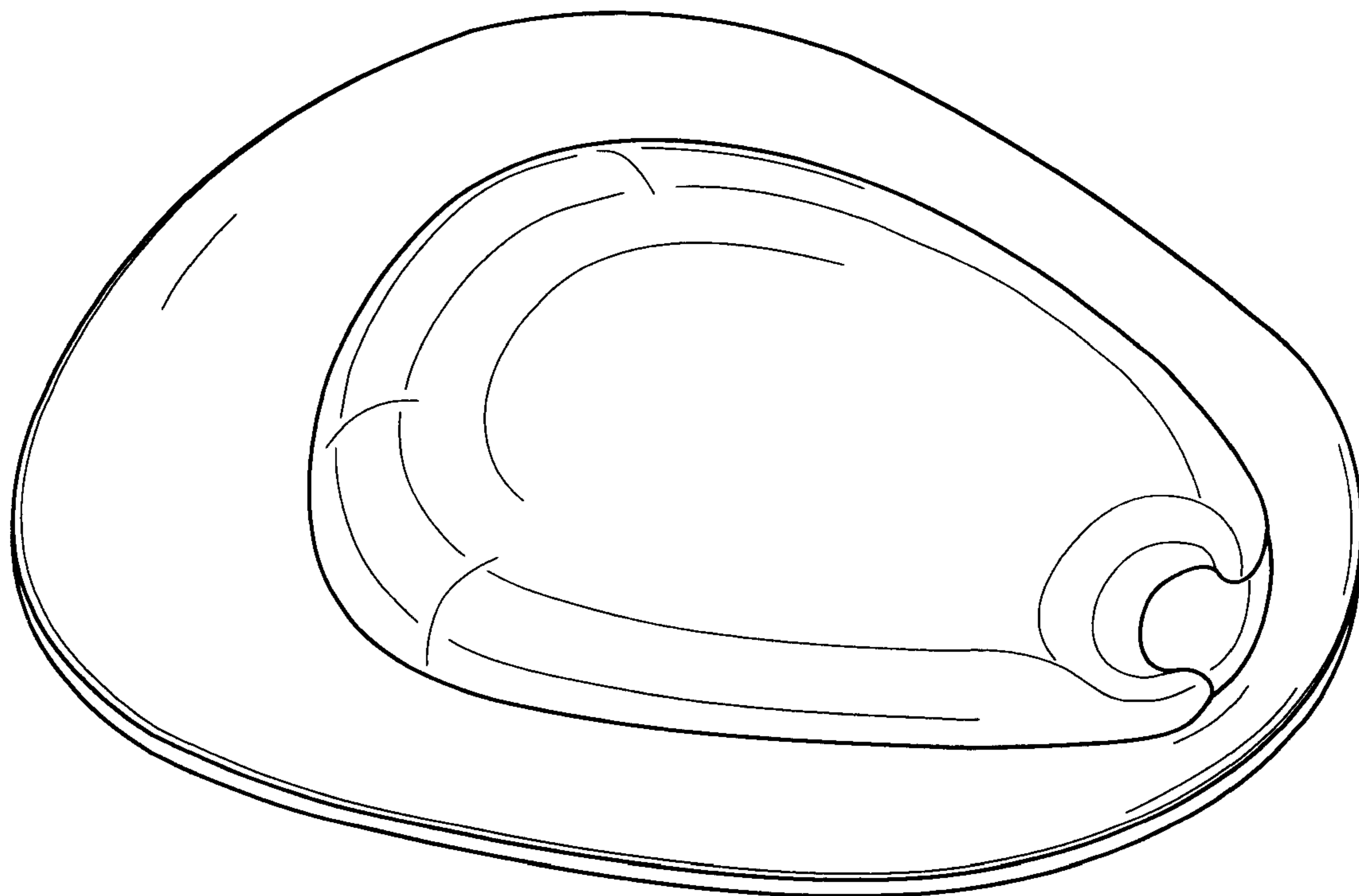
(57) **CLAIM**

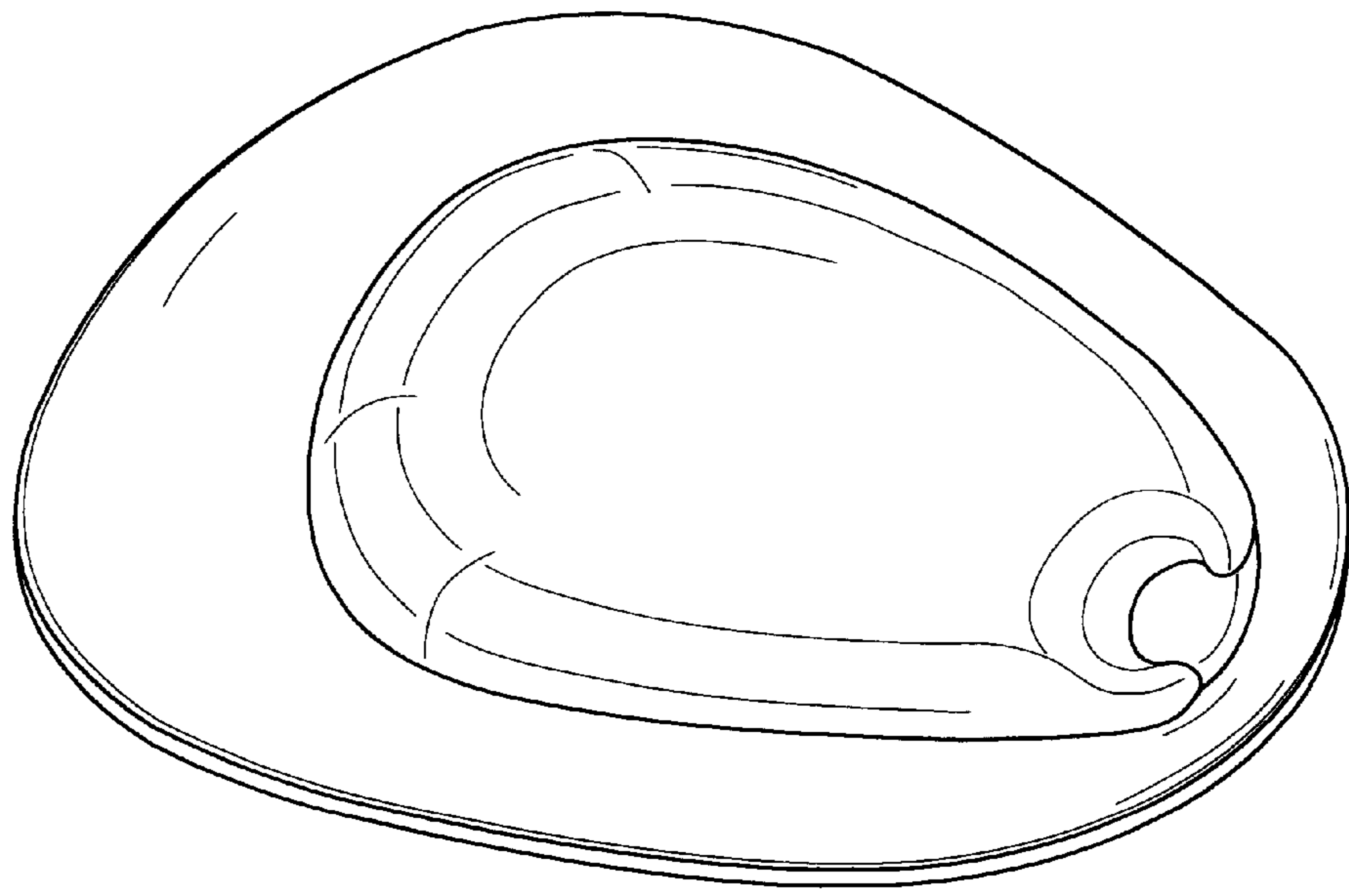
The ornamental design for a hoofed animal pad, as shown and described.

**DESCRIPTION**

FIG. 1 is a bottom, rear perspective view of a hoofed animal pad showing our new design;  
 FIG. 2 is a rear elevational view thereof;  
 FIG. 3 is a front elevational view thereof;  
 FIG. 4 is a side elevational view thereof;  
 FIG. 5 is a side elevational view opposite FIG. 4 thereof;  
 FIG. 6 is a top plan view thereof; and,  
 FIG. 7 is a bottom plan view thereof.

**1 Claim, 2 Drawing Sheets**







**Fig. 1**




**Fig. 2**



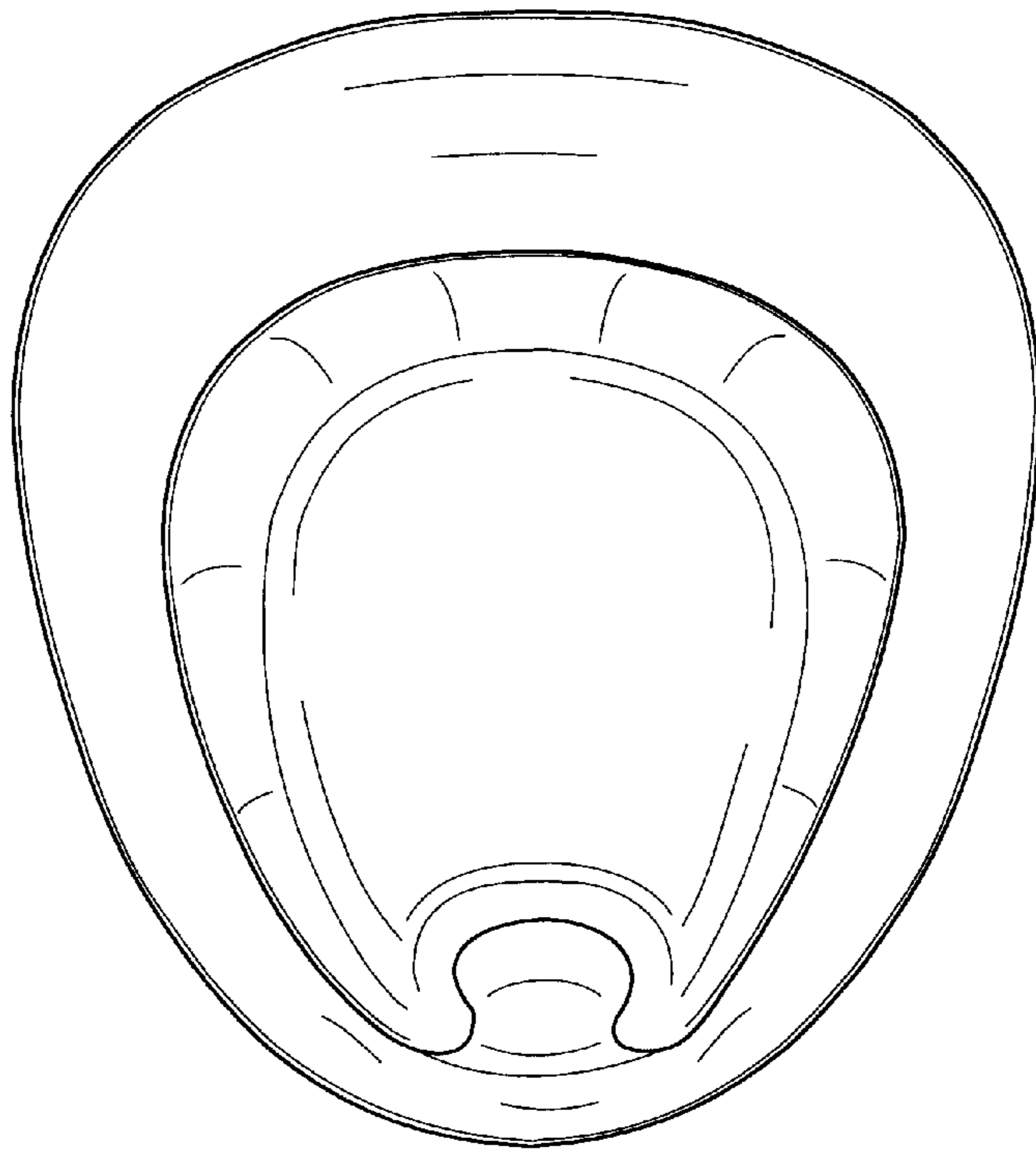
**Fig. 3**



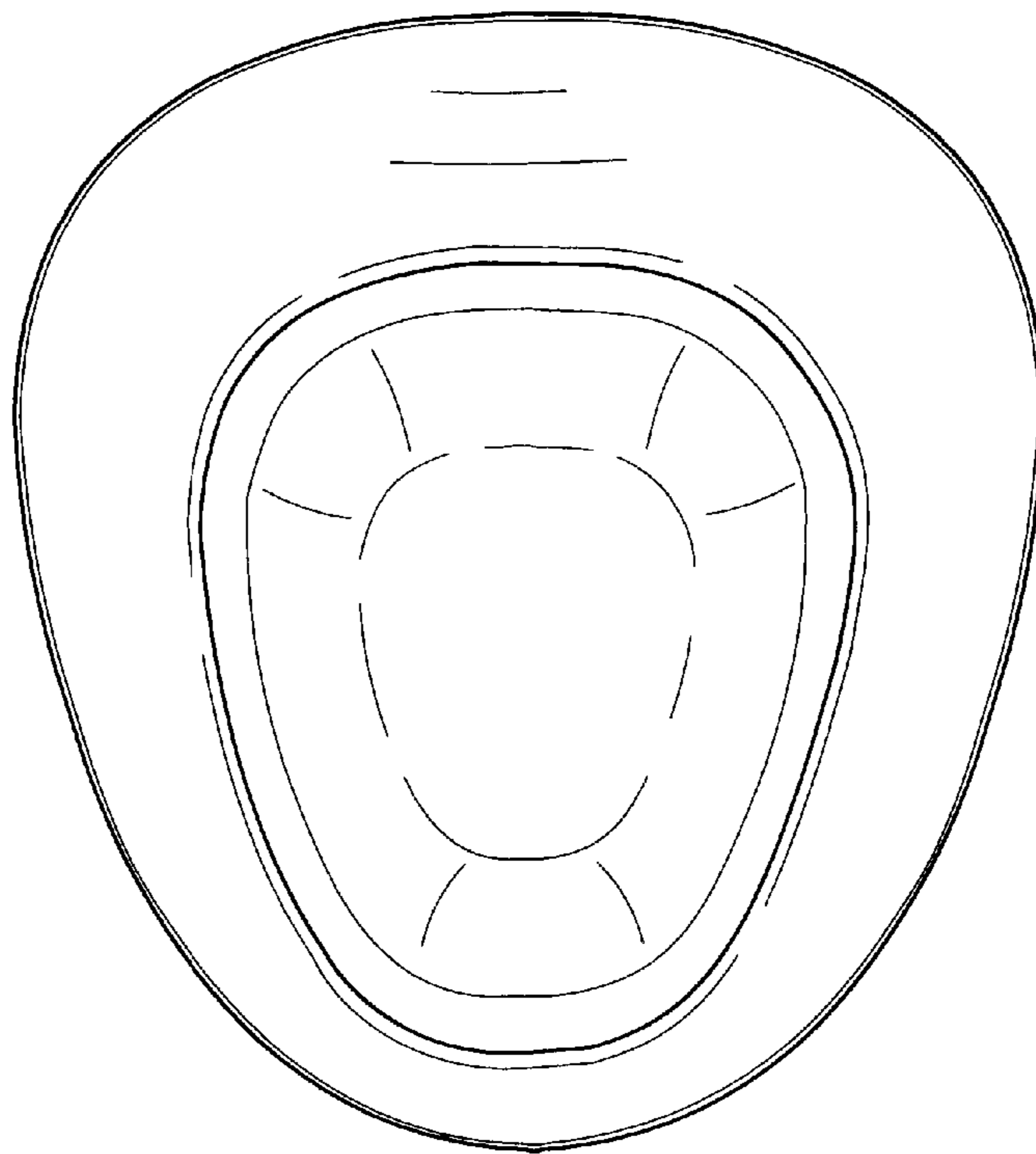
**Fig. 4**



**Fig. 5**



**Fig. 6**



**Fig. 7**