



US00D478687S

(12) **United States Design Patent**
Provost

(10) **Patent No.: US D478,687 S**

(45) **Date of Patent: ** Aug. 19, 2003**

(54) **RAZOR HANDLE**

D435,315 S * 12/2000 Coffin et al. D28/48
D445,958 S * 7/2001 Dansreau et al. D28/48

(75) Inventor: **Craig Provost**, Boston, MA (US)

FOREIGN PATENT DOCUMENTS

(73) Assignee: **The Gillette Company**, Boston, MA (US)

WO DM/027322 * 9/1993 28/3

(**) Term: **14 Years**

* cited by examiner

(21) Appl. No.: **29/149,794**

Primary Examiner—Ted Shooman

Assistant Examiner—C. Tuttle

(22) Filed: **Oct. 16, 2001**

(74) *Attorney, Agent, or Firm*—Donal B. Tobin

(51) **LOC (7) Cl.** **28-03**

(52) **U.S. Cl.** **D28/48**

(58) **Field of Search** D28/44-48; 30/32,
30/34.05, 47-51, 526, 527, 530-533; D4/104;
D8/107, DIG. 4, DIG. 7

(57) **CLAIM**

The ornamental design of the razor handle, as shown and described in the foregoing drawings.

(56) **References Cited**

DESCRIPTION

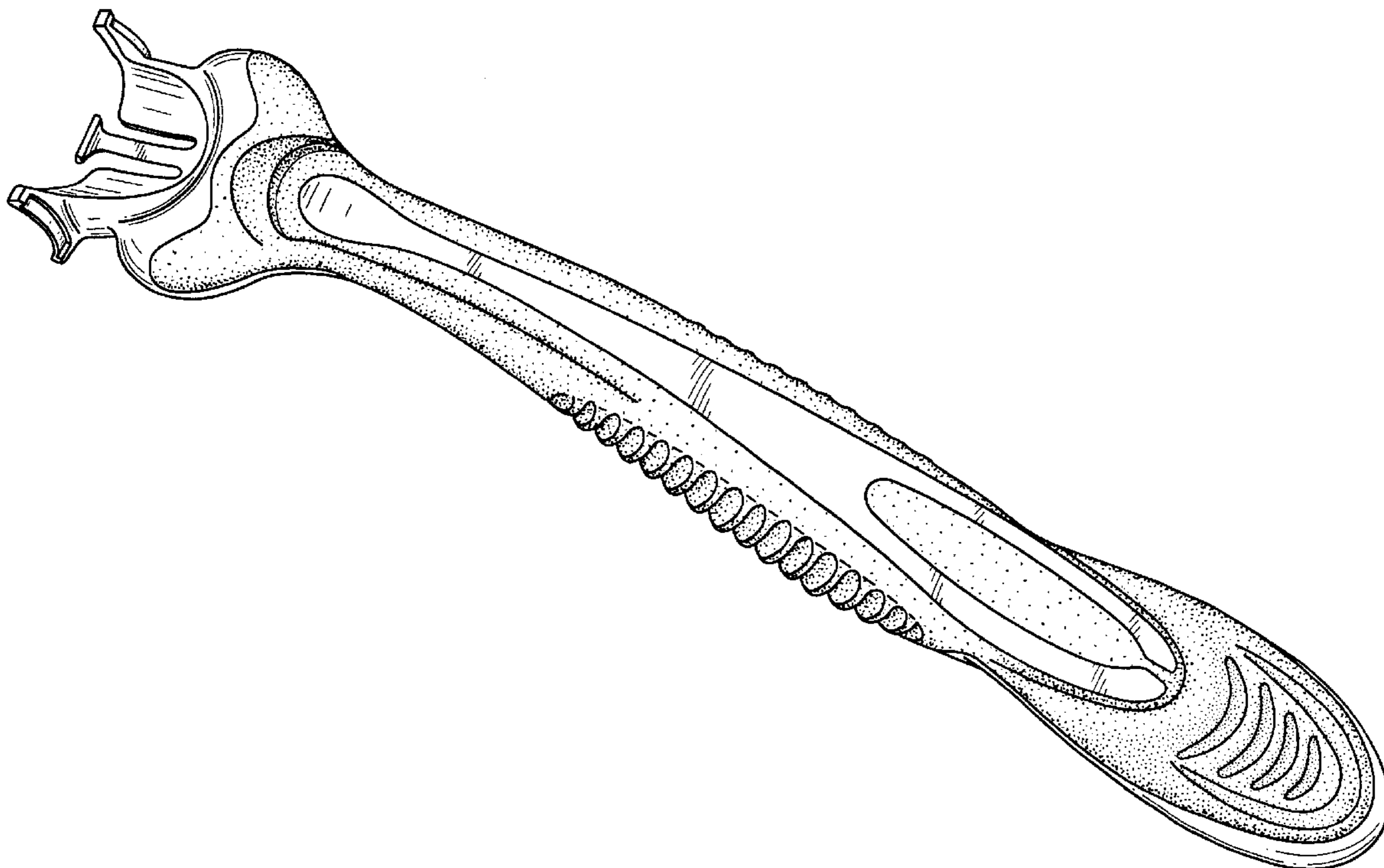
U.S. PATENT DOCUMENTS

D260,944 S	*	9/1981	Gray	D28/46
5,031,319 A	*	7/1991	Althaus et al.	30/85
RE34,194 E	*	3/1993	Stowell et al.	16/111 R
D354,586 S	*	1/1995	Grange	D28/46
D397,512 S	*	8/1998	Gray	D28/48
D403,113 S	*	12/1998	Kohring et al.	D28/48
D407,851 S	*	4/1999	Shurtleff	D28/48
D421,155 S	*	2/2000	Grange	D28/48
D425,250 S	*	5/2000	Gray	D28/48
D429,566 S	*	8/2000	Yoshimoto et al.	D4/104

FIG. 1 is a top perspective taken from the left side of the razor of the present invention;
FIG. 2 is a top plan view of the razor of FIG. 1;
FIG. 3 is a left side view of the razor of FIG. 1, the right side view being the mirror image thereof;
FIG. 4 is a bottom plan view of the razor of FIG. 1;
FIG. 5 is a front elevational view of the razor of FIG. 1;
FIG. 6 is a back elevational view the razor of FIG. 1; and,
FIG. 7 is a the same perspective view of the razor of FIG. 1 adding a cartridge in phantom.

The broken line showing the cartridge is for illustrative purposes only and forms no part of the claimed invention.

1 Claim, 6 Drawing Sheets



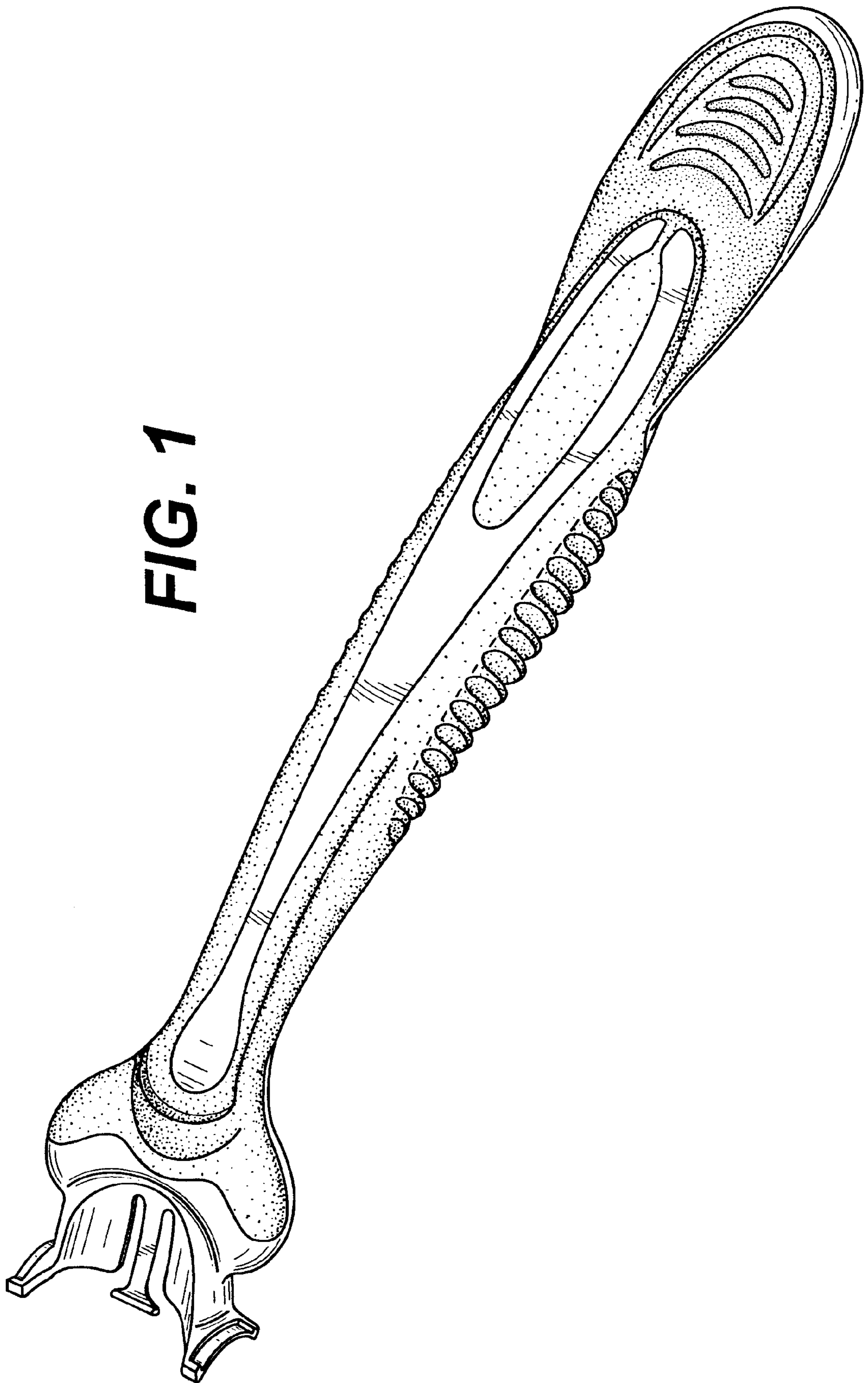


FIG. 1

FIG. 2

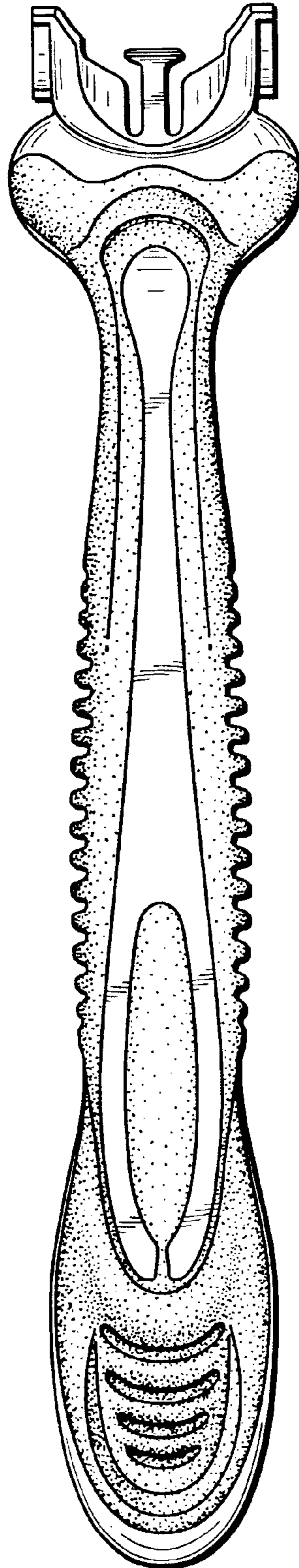


FIG. 3

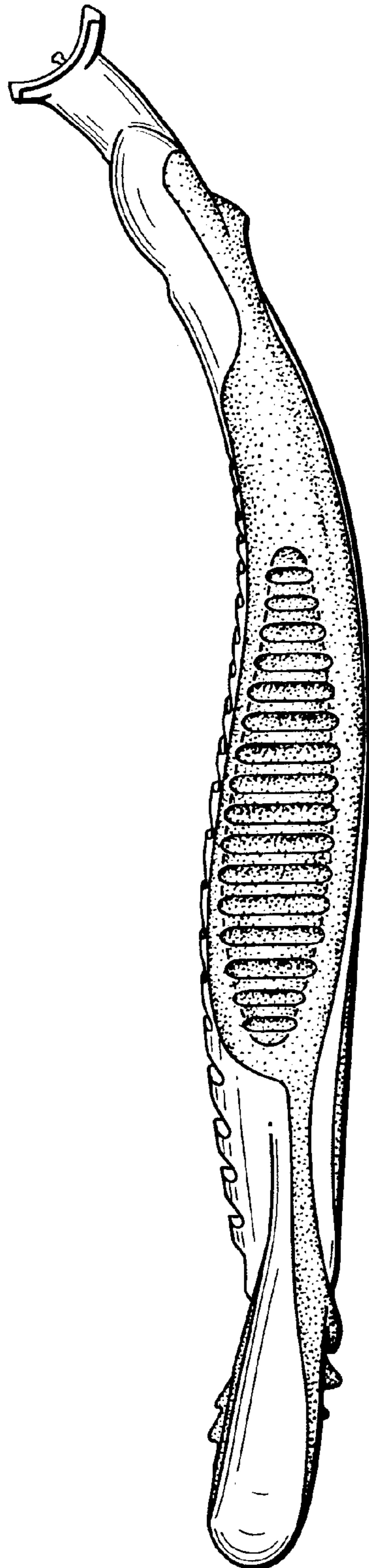


FIG. 4

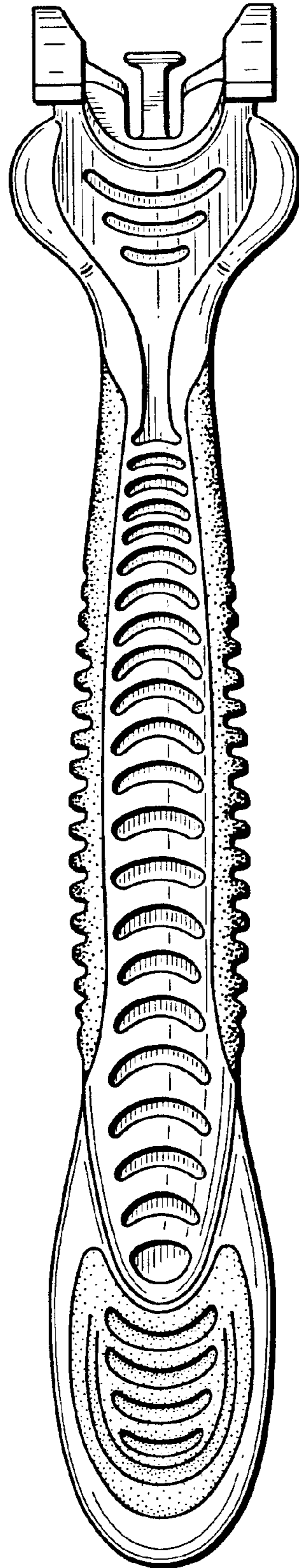


FIG. 5

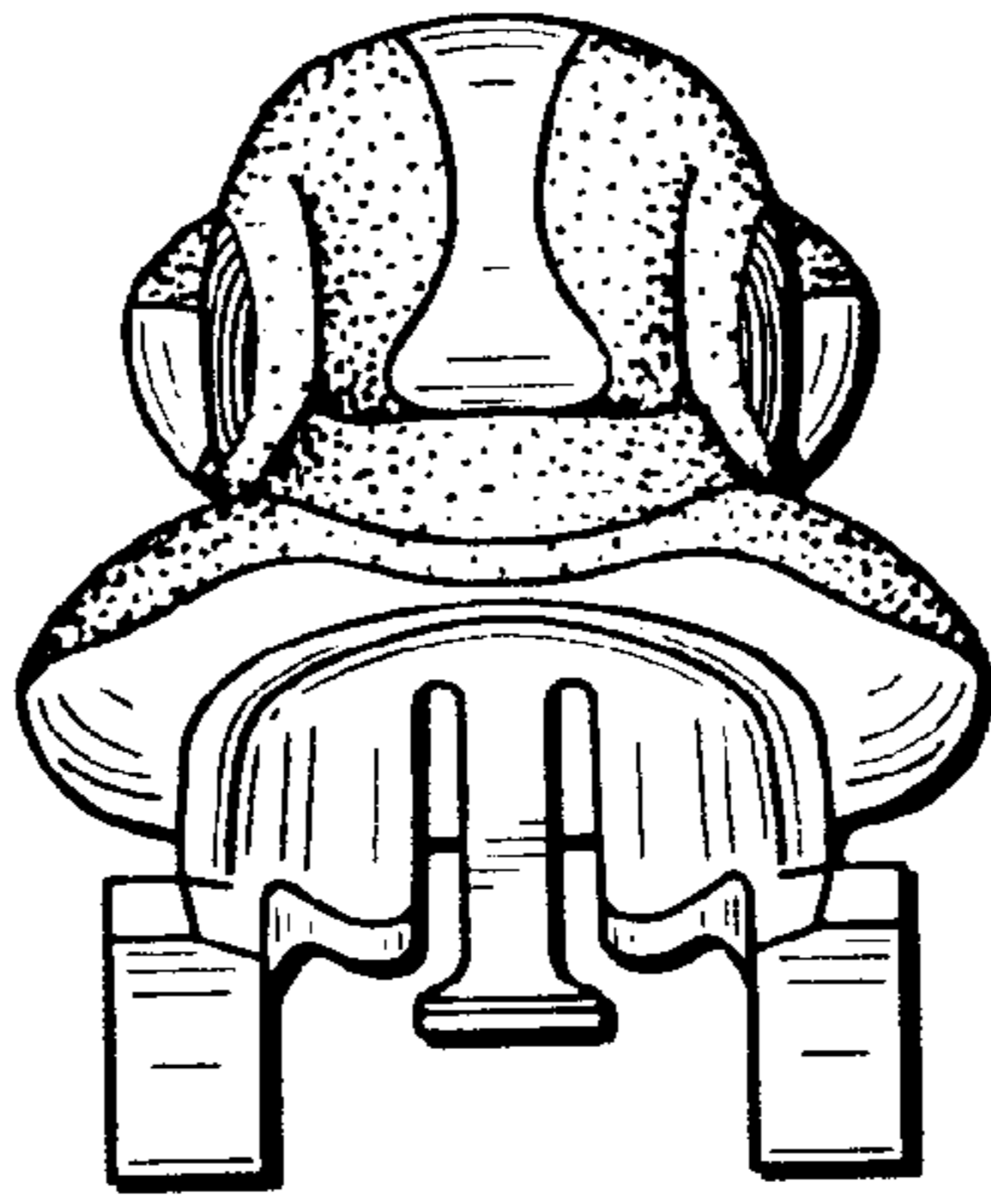


FIG. 6




FIG. 7

