



US00D478648S

(12) **United States Design Patent**
Fraser, Jr. et al.

(10) **Patent No.:** **US D478,648 S**

(45) **Date of Patent:** **** Aug. 19, 2003**

(54) **WIND-POWERED FISHING POLE**

(76) Inventors: **James F. Fraser, Jr.**, 15568 Northville Forest, Apt. J-120, Plymouth, MI (US) 48170; **Larry A. Ruzsas**, 11278 Ford Rd., Brighton, MI (US) 48116

(**) Term: **14 Years**

(21) Appl. No.: **29/168,695**

(22) Filed: **Oct. 7, 2002**

Related U.S. Application Data

(62) Division of application No. 29/148,619, filed on Sep. 24, 2001, now Pat. No. Des. 468,391.

(51) **LOC (7) Cl.** **22-05**

(52) **U.S. Cl.** **D22/134; D22/137**

(58) **Field of Search** D22/134, 137-141, D22/133, 199; 43/17, 42.15, 15, 16, 20, 42.23, 42.41

(56) **References Cited**

U.S. PATENT DOCUMENTS

1,540,702 A	6/1925	Morriss	43/42.15
3,266,185 A *	8/1966	Abramson, Jr.	D22/133 X
3,956,847 A *	5/1976	Bayes	D22/133 X
D286,425 S	10/1986	Haase	D22/134
5,050,333 A	9/1991	Debreczeni	43/17
D346,754 S	5/1994	Evers	D22/137
D371,822 S *	7/1996	Petrolle	D22/133

* cited by examiner

Primary Examiner—Catherine R. Oliver
(74) *Attorney, Agent, or Firm*—Harness, Dickey & Pierce, P.L.C.

(57) **CLAIM**

The ornamental design for a wind-powered fishing pole, as shown and described.

DESCRIPTION

FIG. 1 is a side elevational view illustrating the new ornamental design of a wind-powered fishing pole in a position of use;

FIG. 2 is a front elevational view thereof;

FIG. 3 is a rear elevational view thereof;

FIG. 4 is a top plan view thereof;

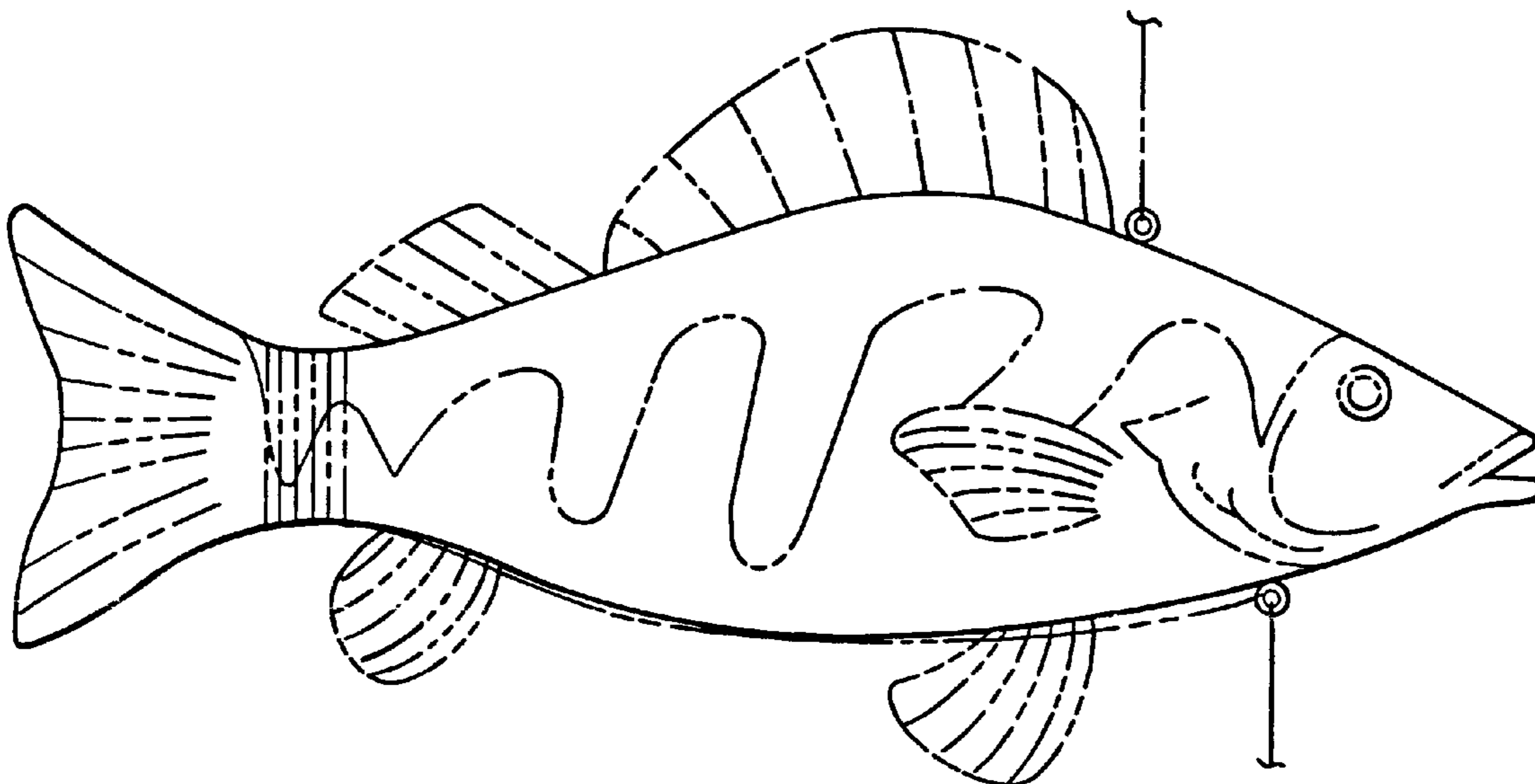
FIG. 5 is a bottom plan view thereof;

FIG. 6 is a side elevational view illustrating the new ornamental design of a wind-powered fishing pole in the environment of use for ice-fishing. The broken lines shown in this Figure are for illustrative purposes only and form no part of the claimed design; and,

FIG. 7 is a side elevational view illustrating the new ornamental design of a wind-powered fishing pole in the environment of use for boat-fishing. The broken lines shown in this Figure are for illustrative purposes only and form no part of the claimed design.

The details shown in broken lines in these Figures are shown for illustrative purposes only and form no part of the claimed design.

1 Claim, 2 Drawing Sheets



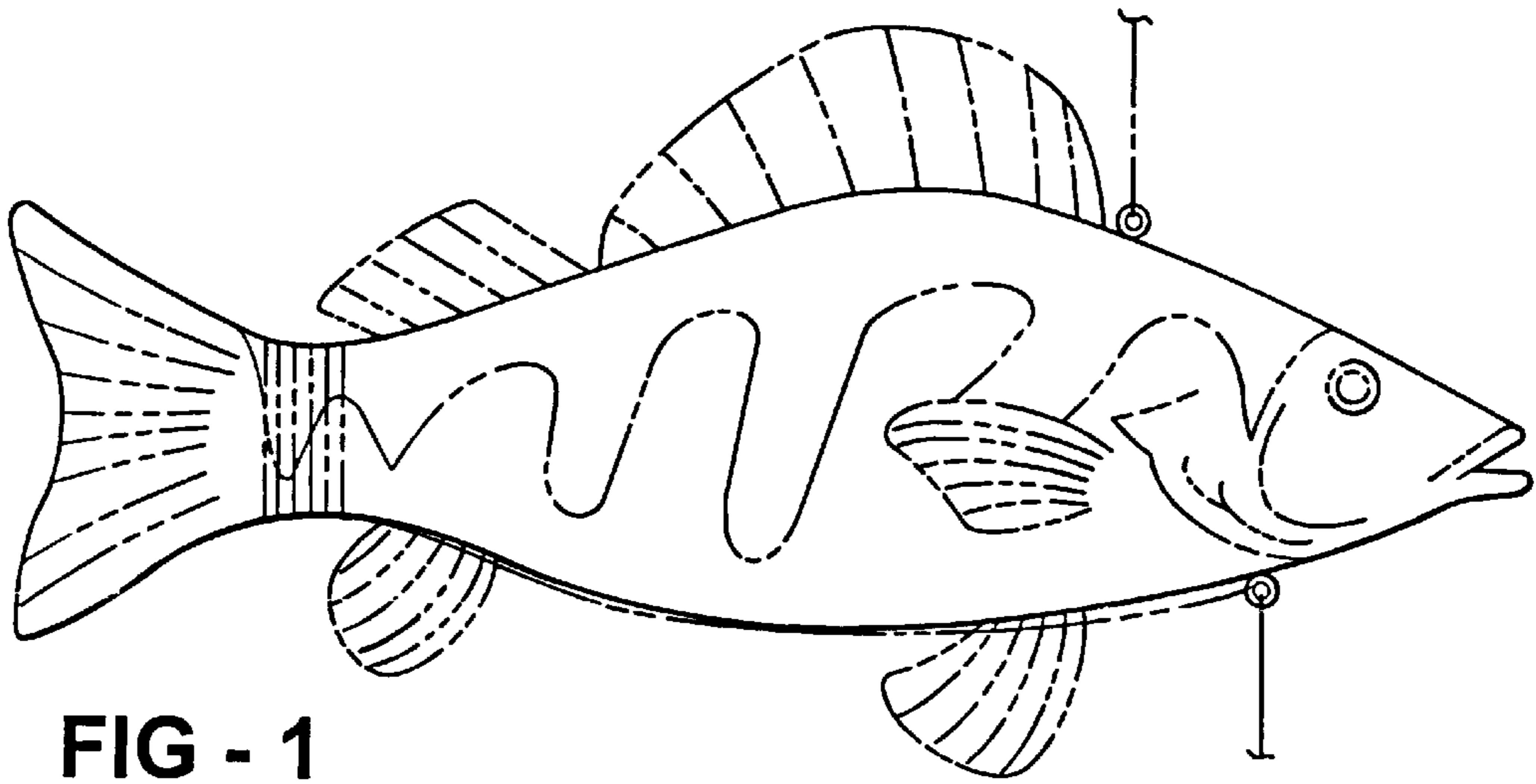


FIG - 1




FIG - 2



FIG - 3



FIG - 4

FIG - 5



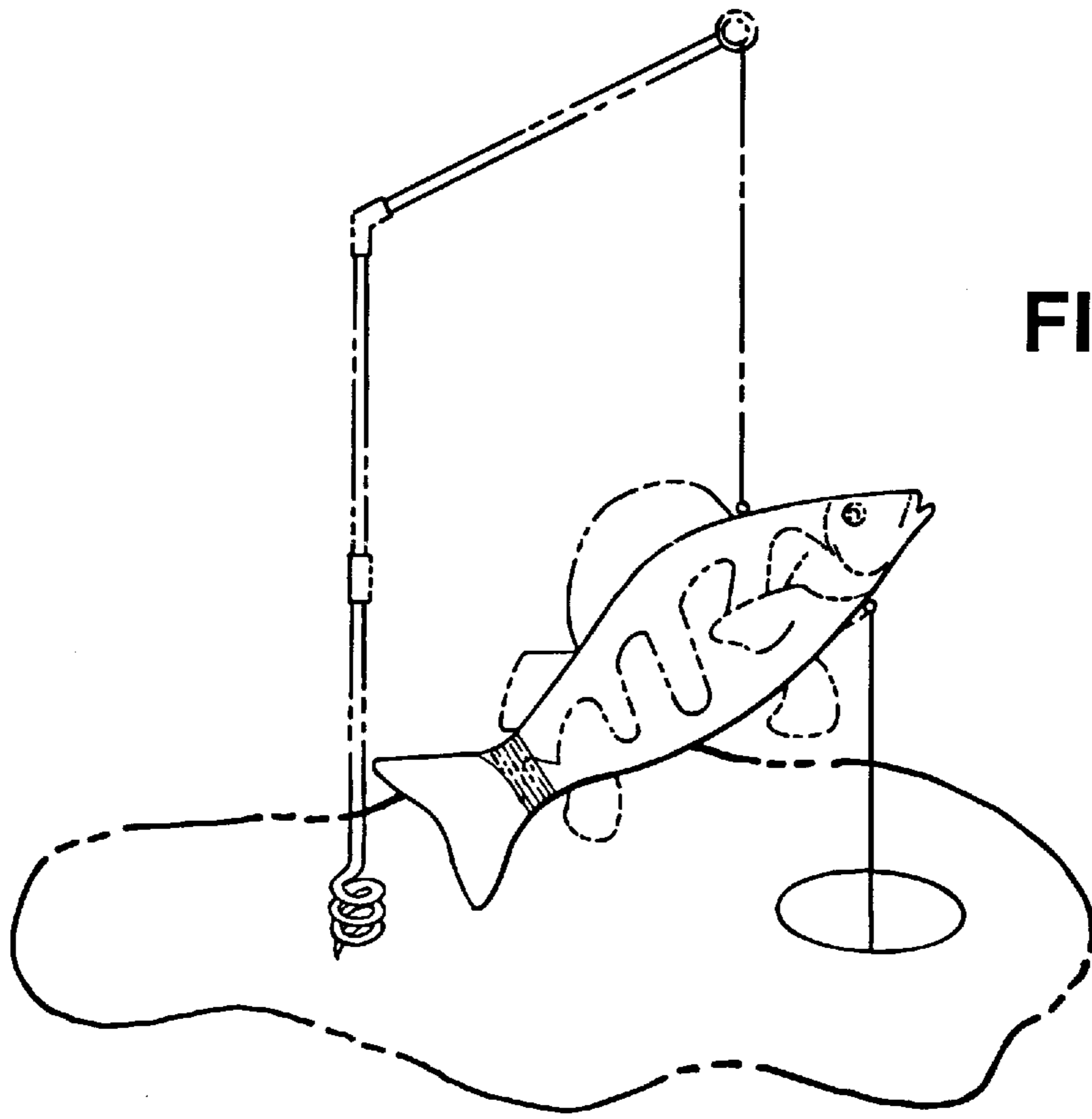


FIG - 6

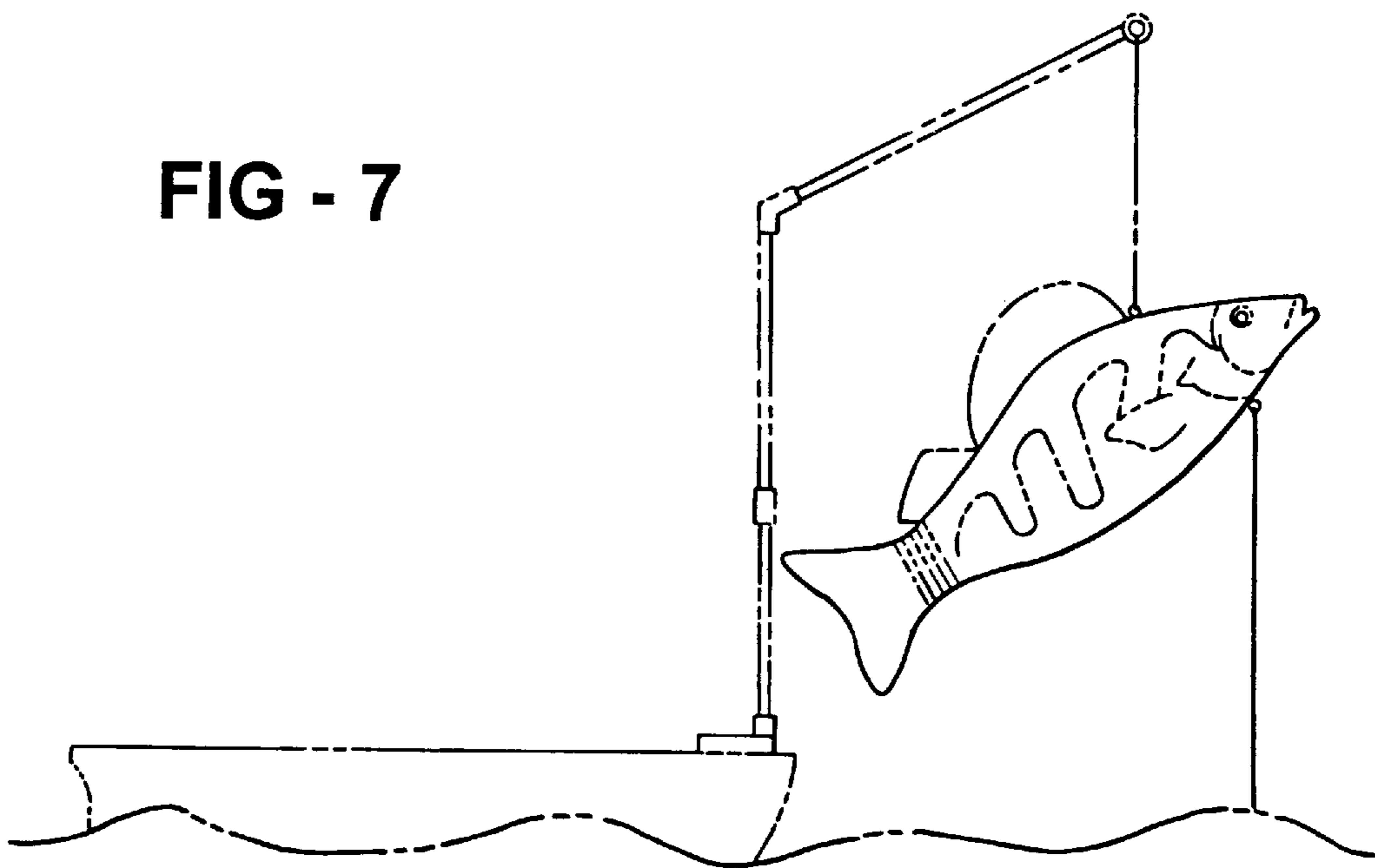


FIG - 7