



US00D478641S

(12) **United States Design Patent**  
**Kuehne**

(10) **Patent No.:** **US D478,641 S**

(45) **Date of Patent:** **\*\* Aug. 19, 2003**

(54) **GAME BALL**

(75) Inventor: **Michael K. Kuehne**, Naperville, IL  
(US)

(73) Assignee: **Wilson Sporting Goods Co.**, Chicago,  
IL (US)

(\*\*) Term: **14 Years**

(21) Appl. No.: **29/157,413**

(22) Filed: **Mar. 19, 2002**

(51) **LOC (7) Cl.** ..... **21-02**

(52) **U.S. Cl.** ..... **D21/713**

(58) **Field of Search** ..... D21/707, 713;  
473/569, 593, 596, 604, 605, 609, 610,  
611, FOR 134, FOR 143, FOR 148, FOR 149,  
FOR 155, FOR 167; 40/327

(56) **References Cited**

**U.S. PATENT DOCUMENTS**

D95,034 S	*	4/1935	Frederick	.....	D21/713
2,116,479 A	*	5/1938	Reach	.....	473/604
3,405,018 A	*	10/1968	Way	.....	156/147
RE27,106 E	*	3/1971	Henderson	.....	473/597
D232,957 S	*	9/1974	Kahelin	.....	D21/713

5,588,648 A	*	12/1996	Stebbins	.....	273/DIG. 20 X
5,762,573 A	*	6/1998	Kennedy, III et al.	.....	473/570
5,967,917 A	*	10/1999	Feeney et al.	.....	473/604
6,123,633 A	*	9/2000	Guenther et al.	.....	473/604
6,206,795 B1	*	3/2001	Ou	.....	473/599

\* cited by examiner

*Primary Examiner*—Ted Shooman

*Assistant Examiner*—C Tuttle

(74) *Attorney, Agent, or Firm*—Terence P. O'Brien

(57) **CLAIM**

I claim the ornamental design for a game ball, as shown and described.

**DESCRIPTION**

FIG. 1 is a first side elevational view of a game ball of the present design.

FIG. 2 is a top plan view of the game ball of FIG. 1; and, FIG. 3 is a second side elevational view, opposite the first side elevational view, of the game ball of FIG. 1.

The ornamental design that is claimed is shown in solid lines in the drawings. The broken (dashed) lines shown in FIGS. 1 through 3 are included for the purpose of illustrating environmental elements only and form no part of the claimed design.

**1 Claim, 3 Drawing Sheets**

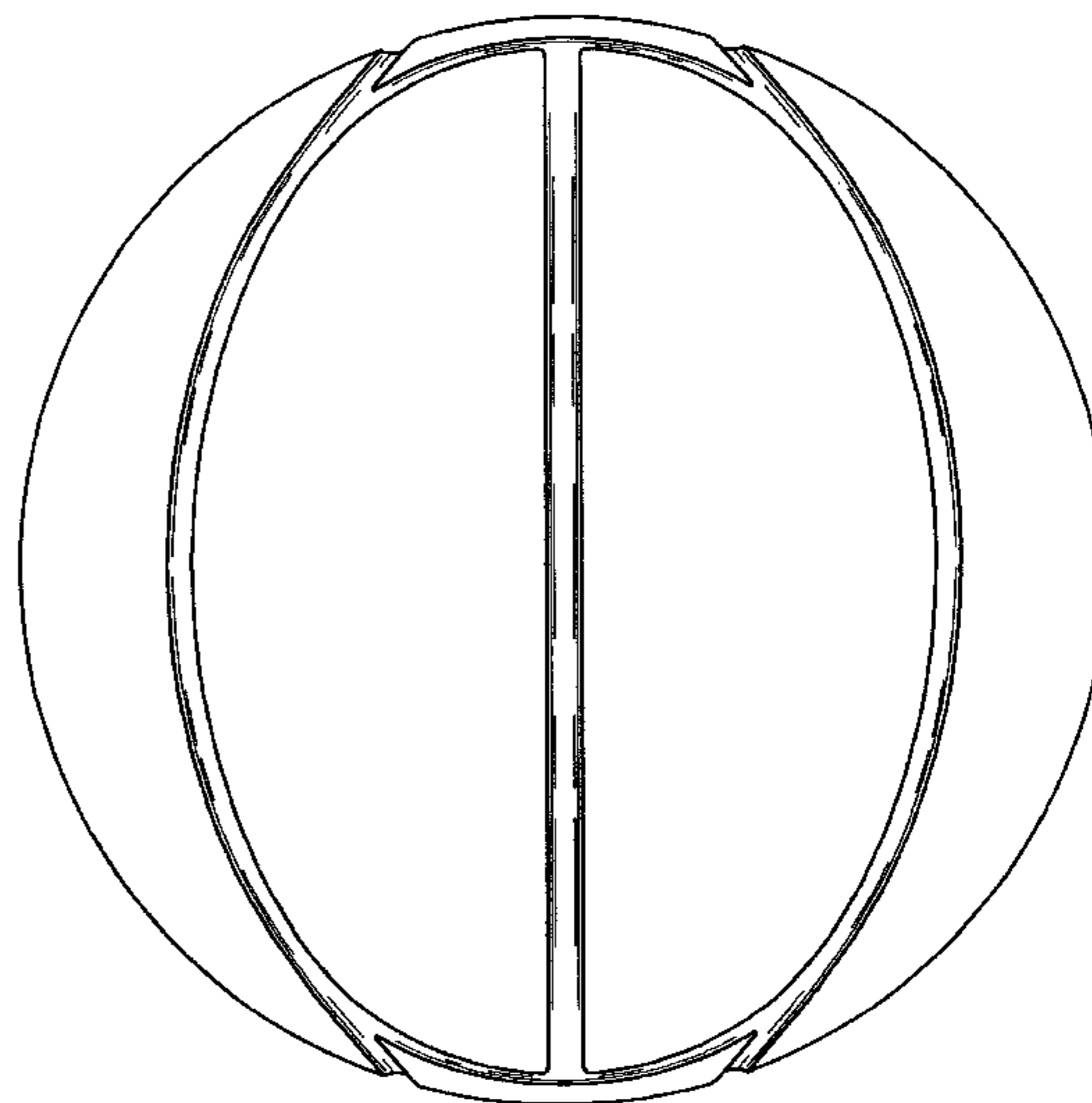
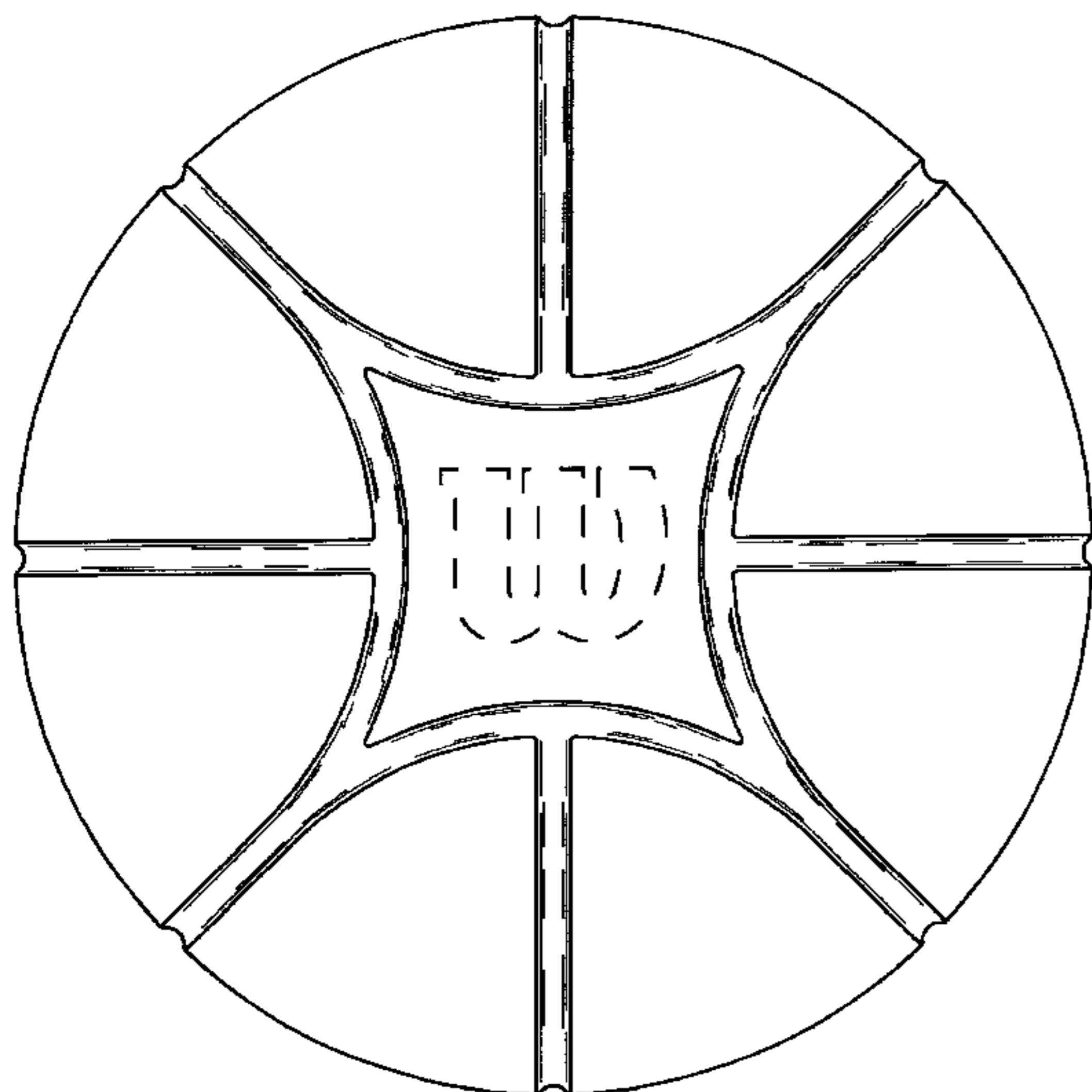


FIG.1

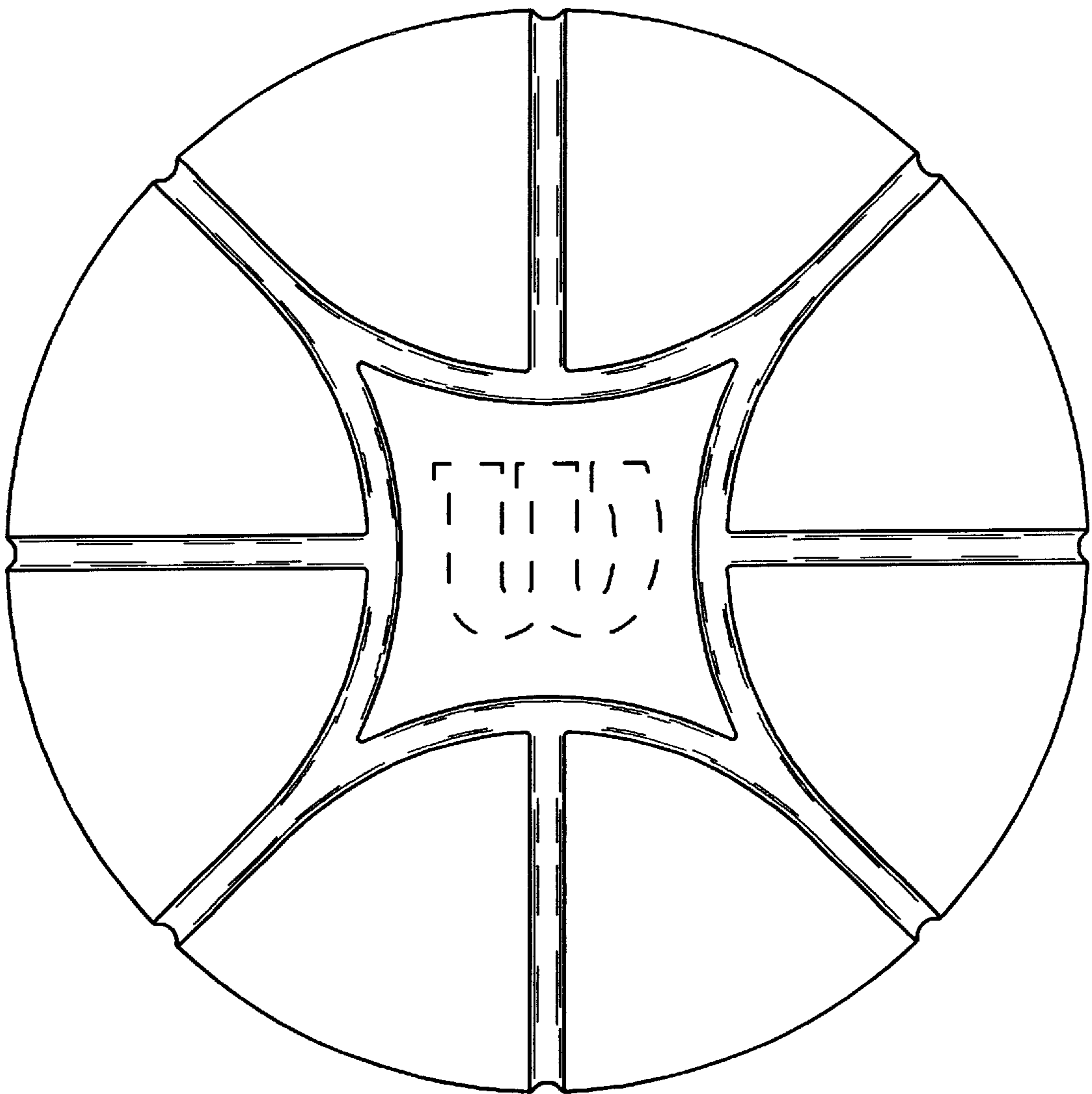


FIG. 2

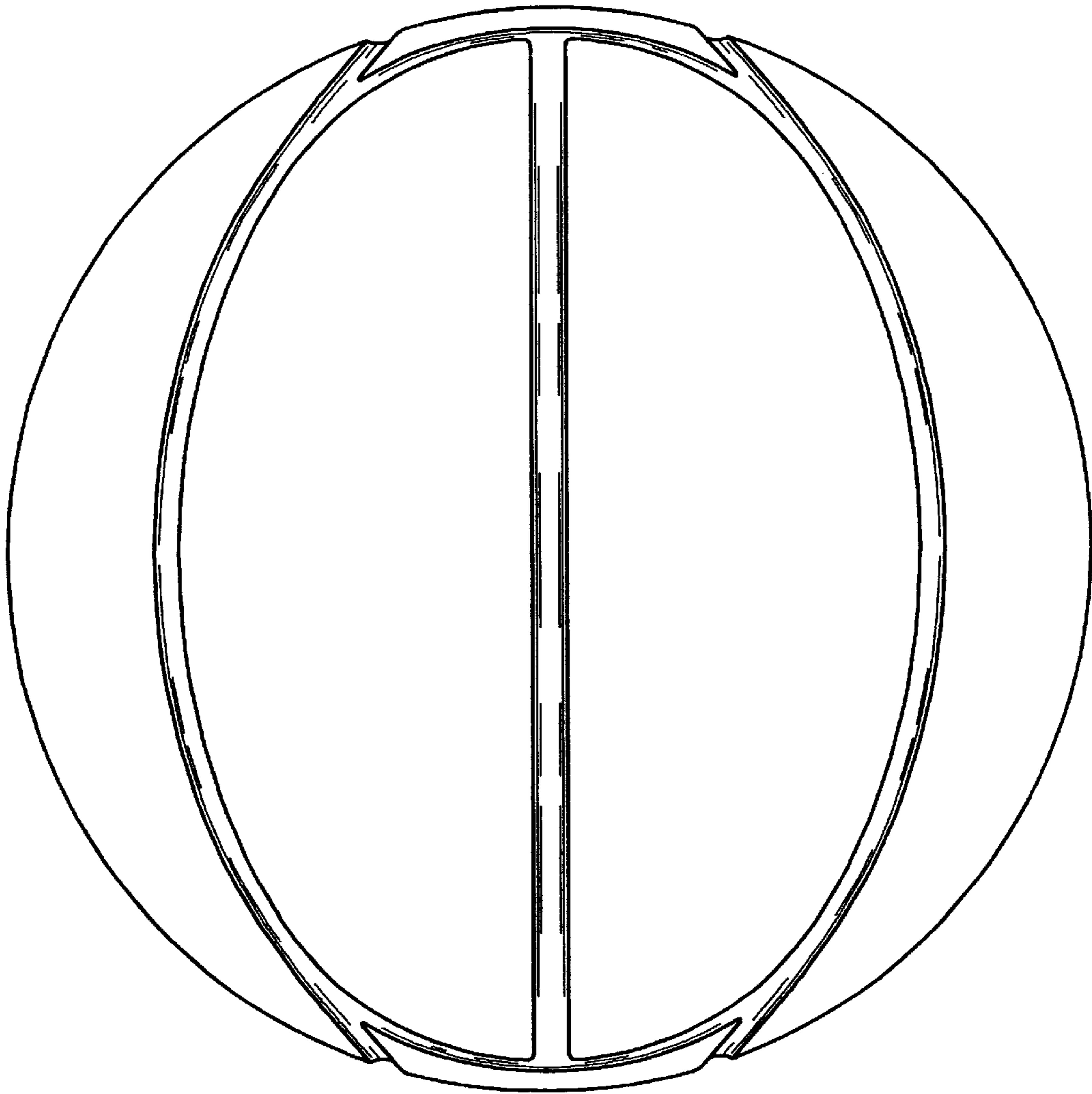


FIG.3

